

Q1 Choose your survey language:

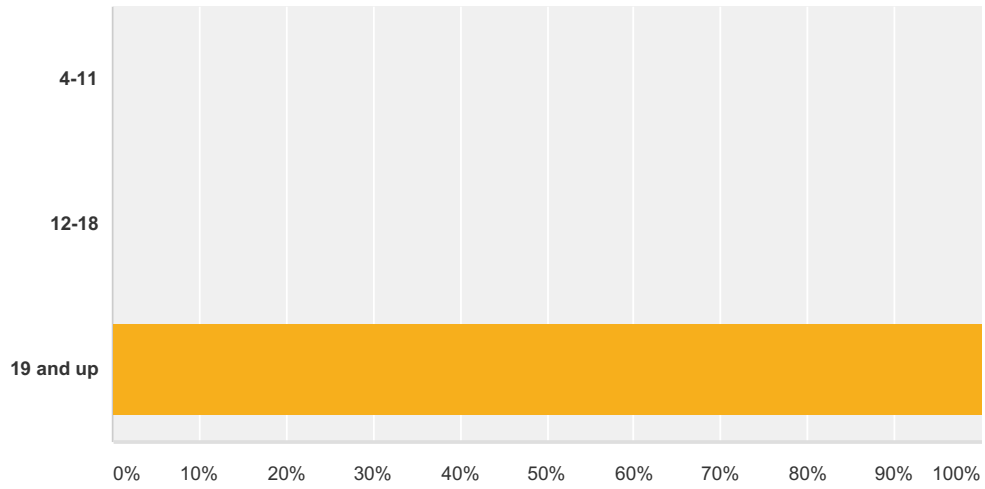
Answered: 32 Skipped: 0



Answer Choices	Responses
English	100.00% 32
Espanol	0.00% 0
Total	32

Q2 Please choose your age range:

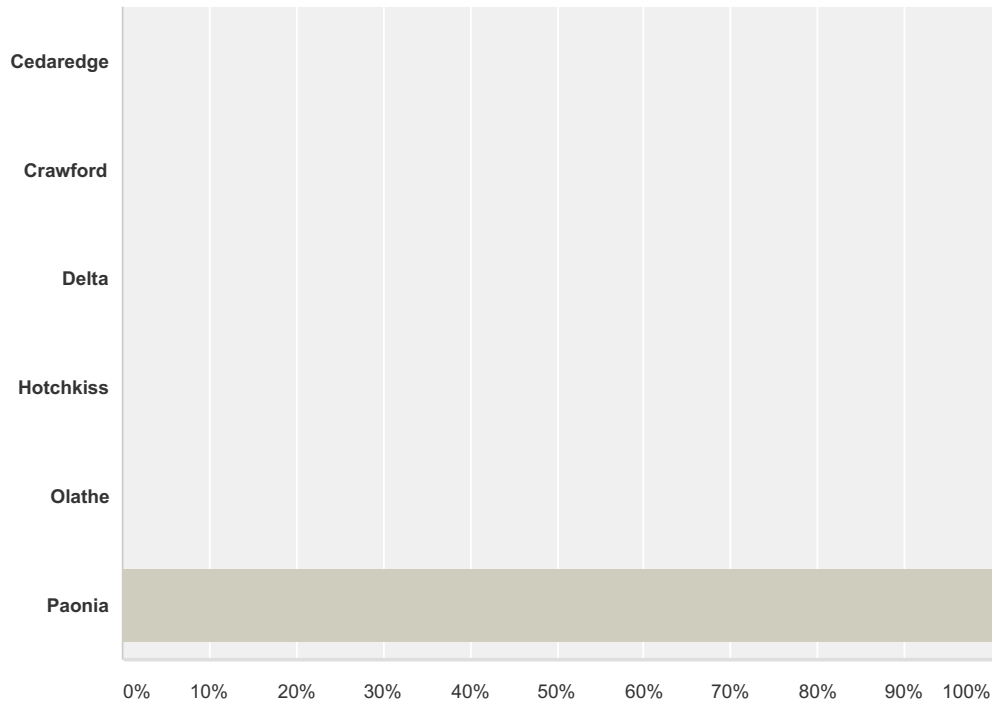
Answered: 32 Skipped: 0



Answer Choices	Responses
4-11	0.00% 0
12-18	0.00% 0
19 and up	100.00% 32
Total	32

Q19 Which town do you live closest to?

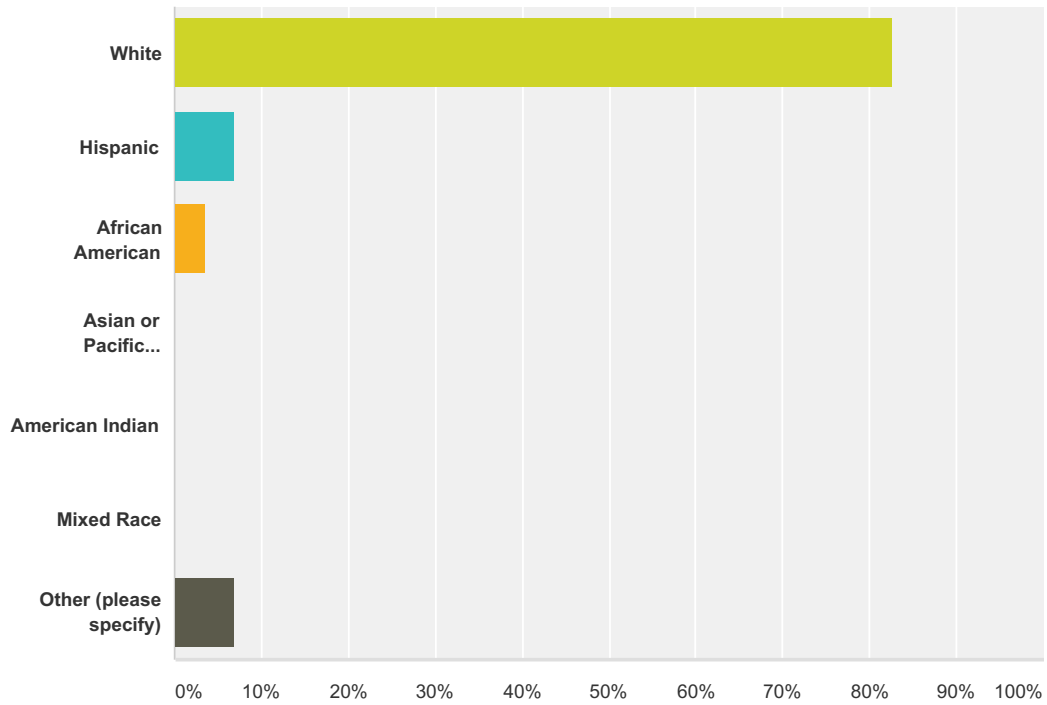
Answered: 32 Skipped: 0



Answer Choices	Responses
Cedaredge	0.00% 0
Crawford	0.00% 0
Delta	0.00% 0
Hotchkiss	0.00% 0
Olathe	0.00% 0
Paonia	100.00% 32
Total	32

Q20 What is your ethnicity?

Answered: 29 Skipped: 3

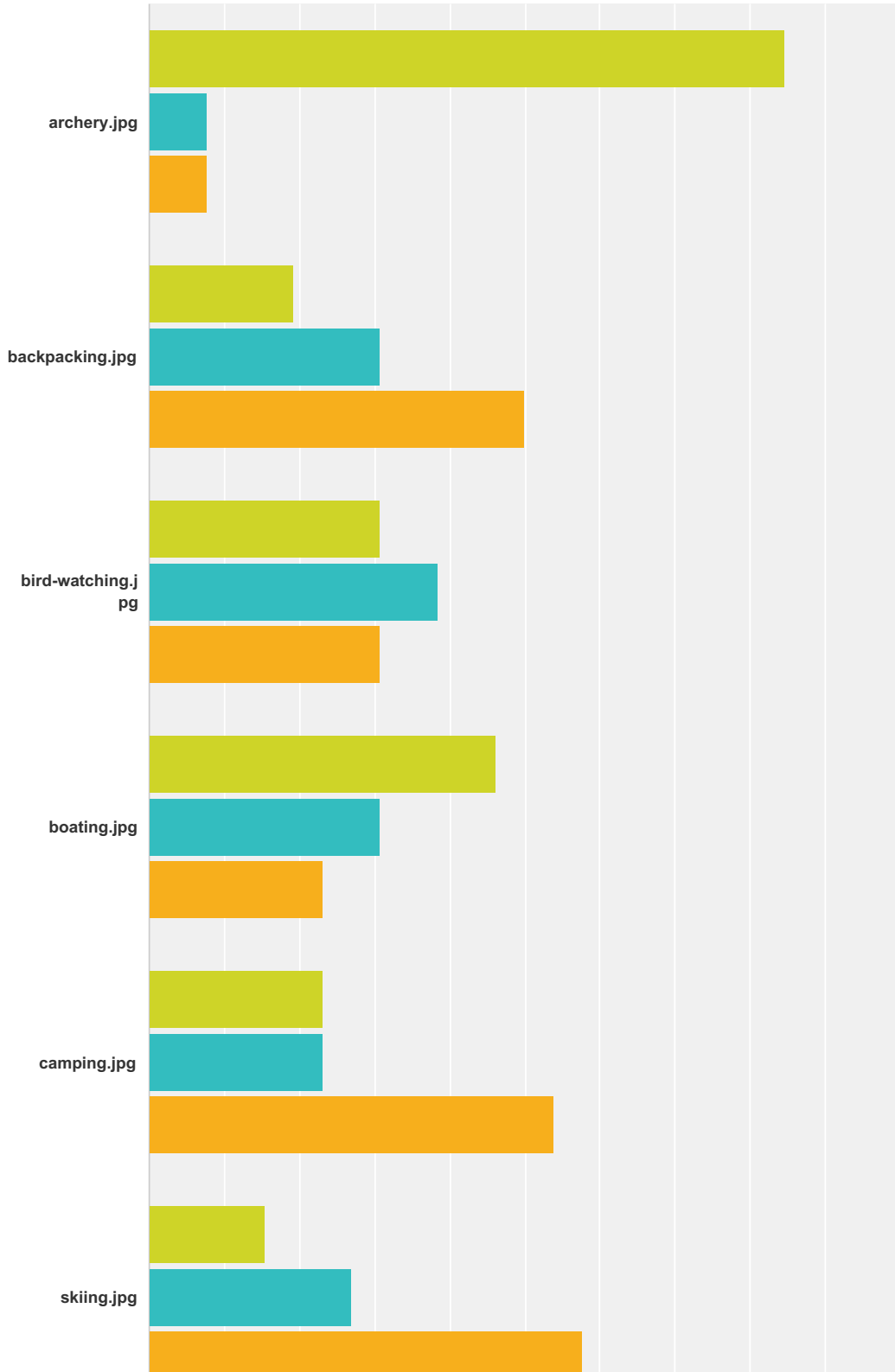


Answer Choices	Responses	
White	82.76%	24
Hispanic	6.90%	2
African American	3.45%	1
Asian or Pacific Islander	0.00%	0
American Indian	0.00%	0
Mixed Race	0.00%	0
Other (please specify)	6.90%	2
Total		29

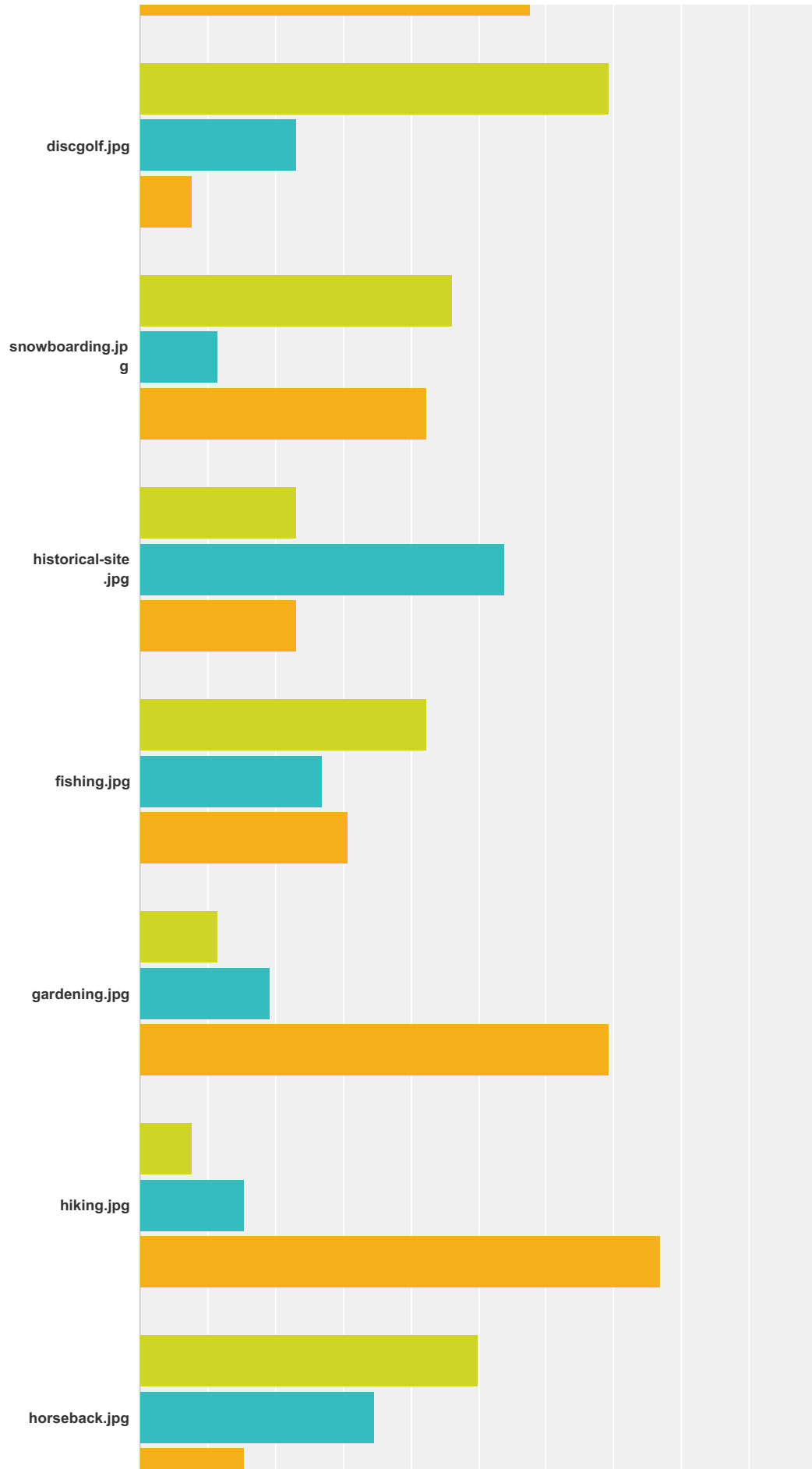
#	Other (please specify)	Date
1	not sayin'	3/31/2016 4:38 PM
2	juujj	3/9/2016 9:06 AM

Q21 Below is a list of activities available to kids and families in Western Colorado. Please indicate your level of participation in that activity:

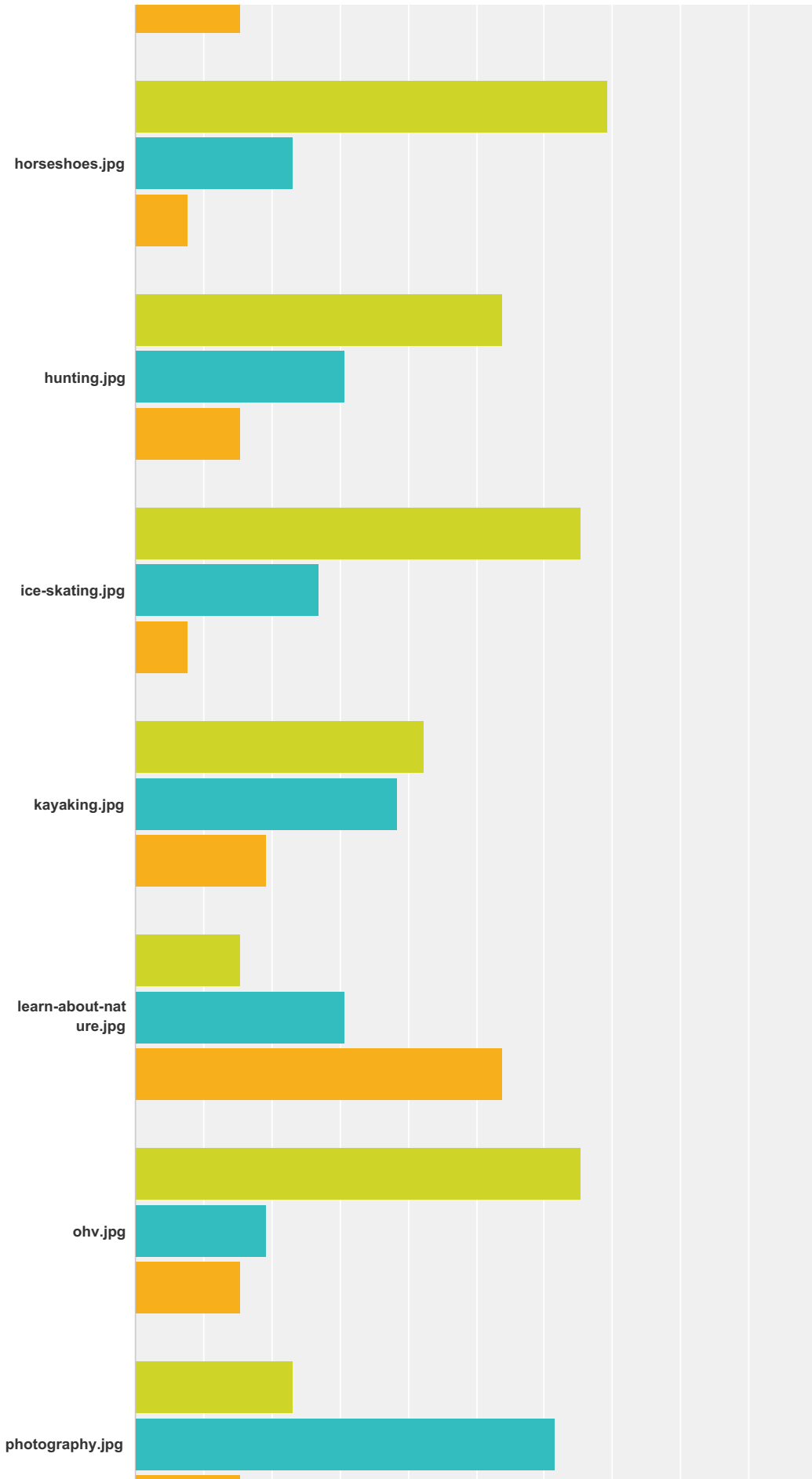
Answered: 26 Skipped: 6



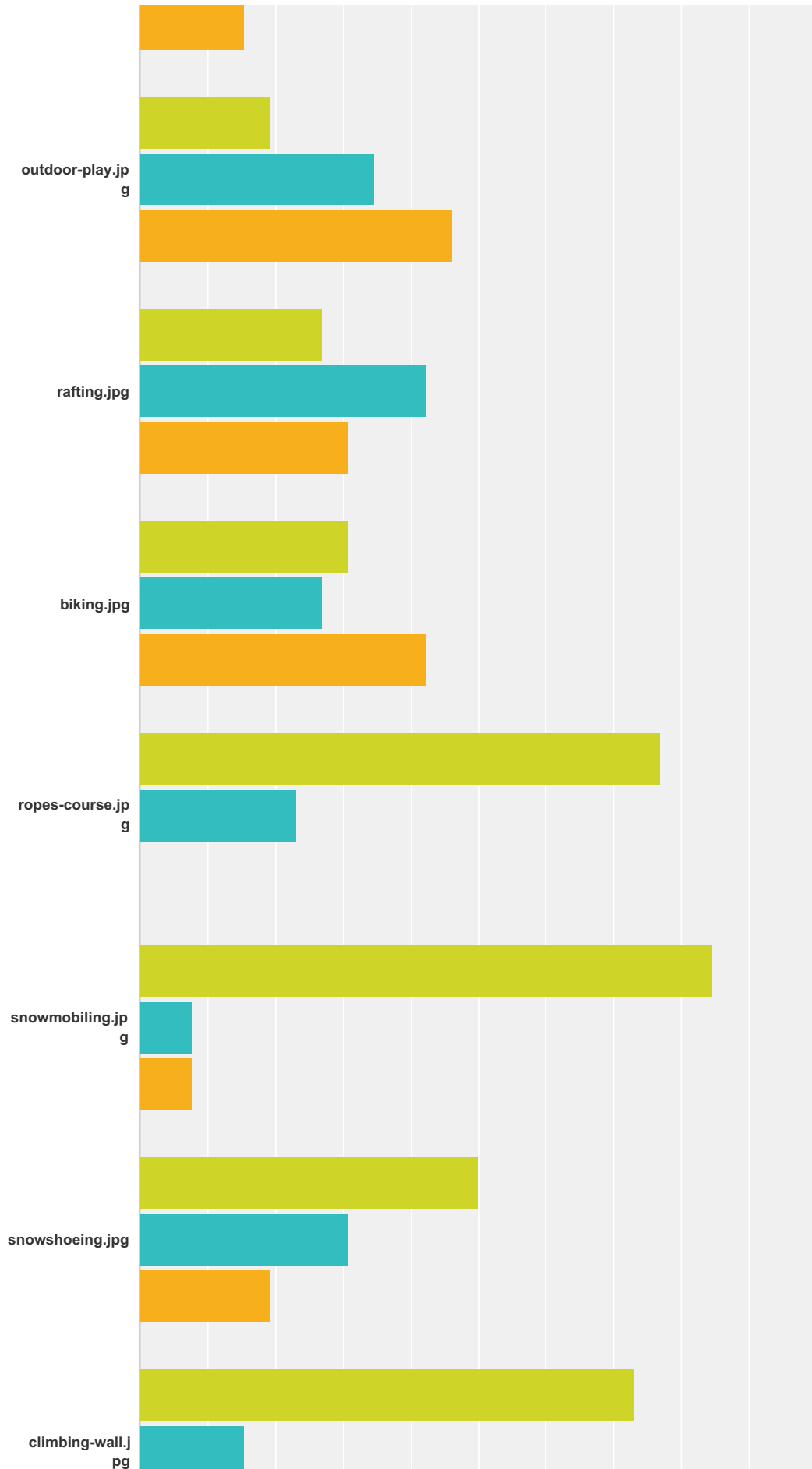
Nature Connection Survey



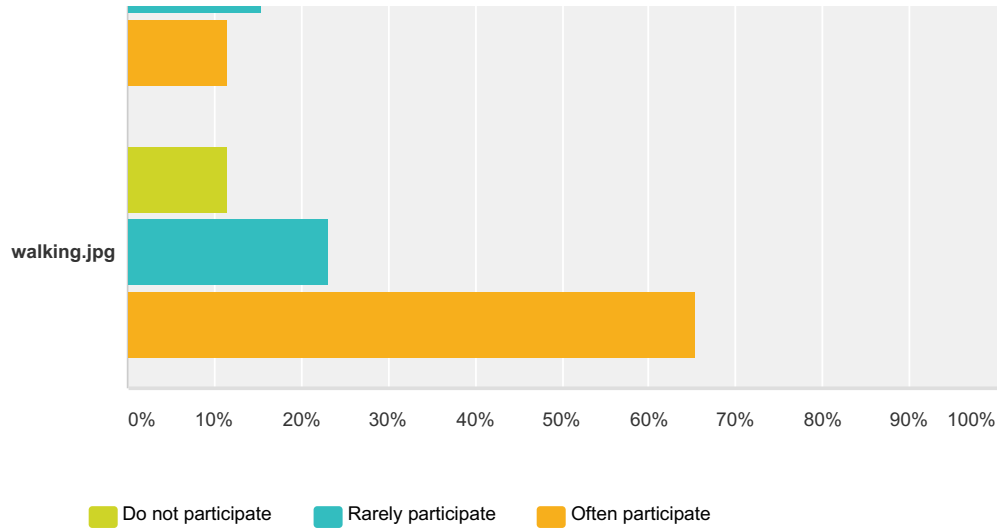
Nature Connection Survey











Nature Connection Survey















Nature Connection Survey











	Do not participate	Rarely participate	Often participate	Total
	84.62% 22	7.69% 2	7.69% 2	26
	19.23% 5	30.77% 8	50.00% 13	26
	30.77% 8	38.46% 10	30.77% 8	26
	46.15% 12	30.77% 8	23.08% 6	26
	23.08% 6	23.08% 6	53.85% 14	26
	15.38% 4	26.92% 7	57.69% 15	26
	69.23% 18	23.08% 6	7.69% 2	26
	46.15% 12	11.54% 3	42.31% 11	26

Nature Connection Survey

		23.08% 6	53.85% 14	23.08% 6	26
		42.31% 11	26.92% 7	30.77% 8	26
		11.54% 3	19.23% 5	69.23% 18	26
		7.69% 2	15.38% 4	76.92% 20	26
		50.00% 13	34.62% 9	15.38% 4	26
		69.23% 18	23.08% 6	7.69% 2	26
		53.85% 14	30.77% 8	15.38% 4	26
		65.38% 17	26.92% 7	7.69% 2	26
		42.31% 11	38.46% 10	19.23% 5	26
		15.38% 4	30.77% 8	53.85% 14	26
		65.38% 17	19.23% 5	15.38% 4	26
		23.08% 6	61.54% 16	15.38% 4	26

Nature Connection Survey

		19.23% 5	34.62% 9	46.15% 12	26
		26.92% 7	42.31% 11	30.77% 8	26
		30.77% 8	26.92% 7	42.31% 11	26
		76.92% 20	23.08% 6	0.00% 0	26
		84.62% 22	7.69% 2	7.69% 2	26
		50.00% 13	30.77% 8	19.23% 5	26
		73.08% 19	15.38% 4	11.54% 3	26
		11.54% 3	23.08% 6	65.38% 17	26

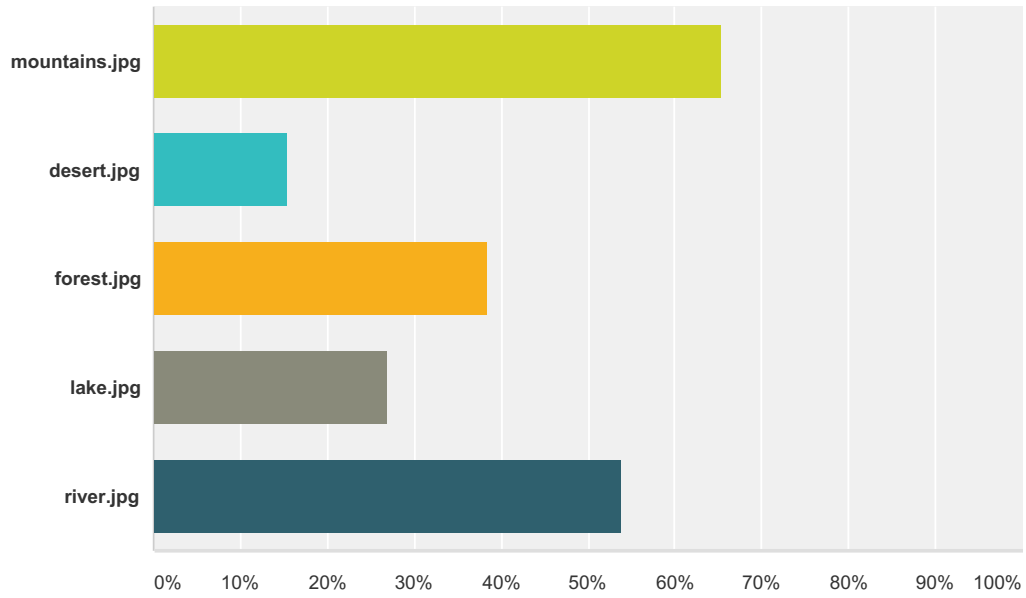
Q22 Are there any outdoor activities not listed above that you presently participate in?






Answered: 4 Skipped: 28

#	Responses	Date
1	Kendama-ing	4/14/2016 9:33 PM
2	Bee keeping	4/2/2016 12:35 PM
3	My daughter and I used the workout course in the park in Paonia by the tennis courts. We also play tennis.	3/10/2016 9:23 AM
4	fdfrgfgfg	3/9/2016 9:08 AM

**Q23 I would like to do more activities in...?
(please select your top 2 choices)**

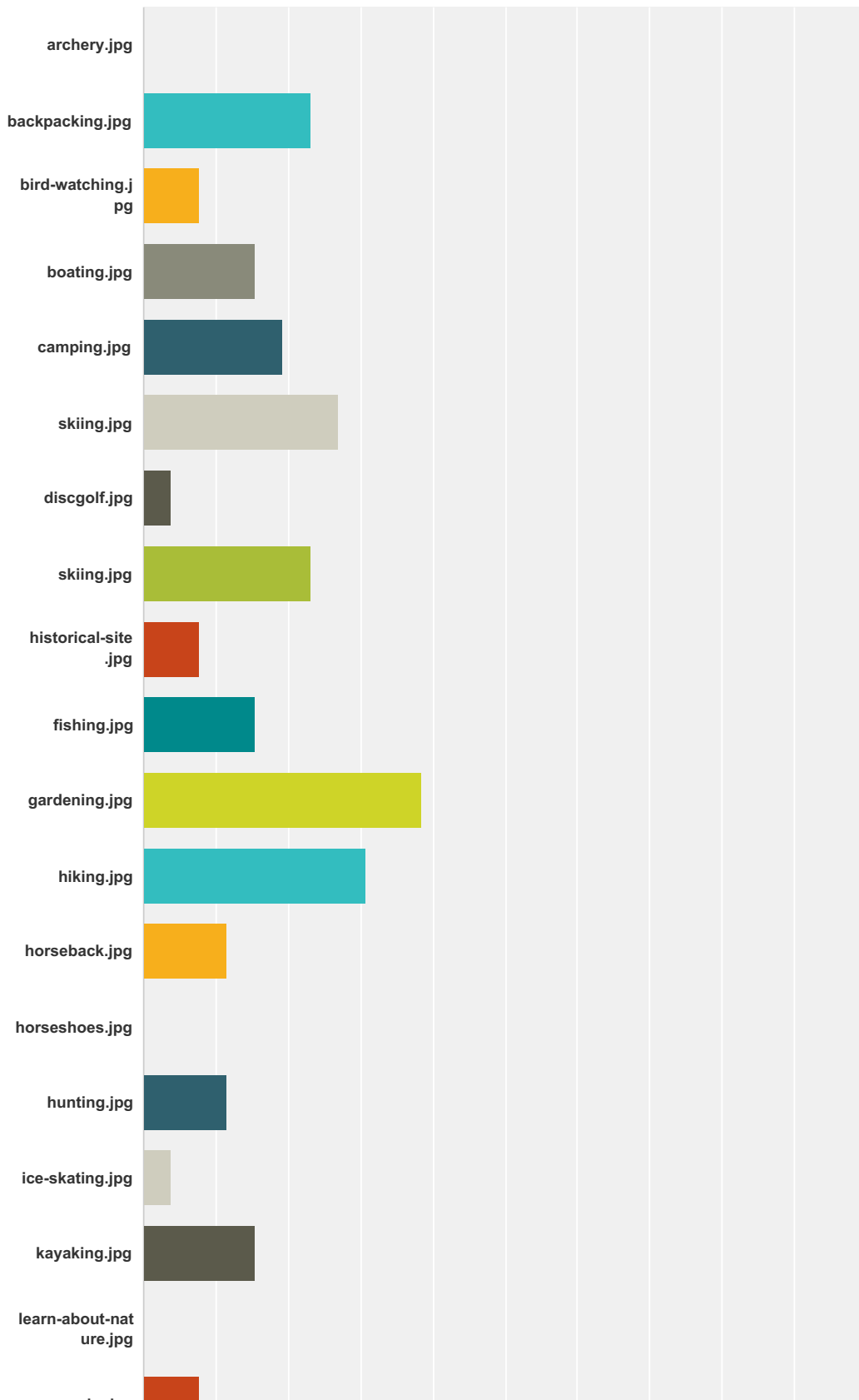
Answered: 26 Skipped: 6



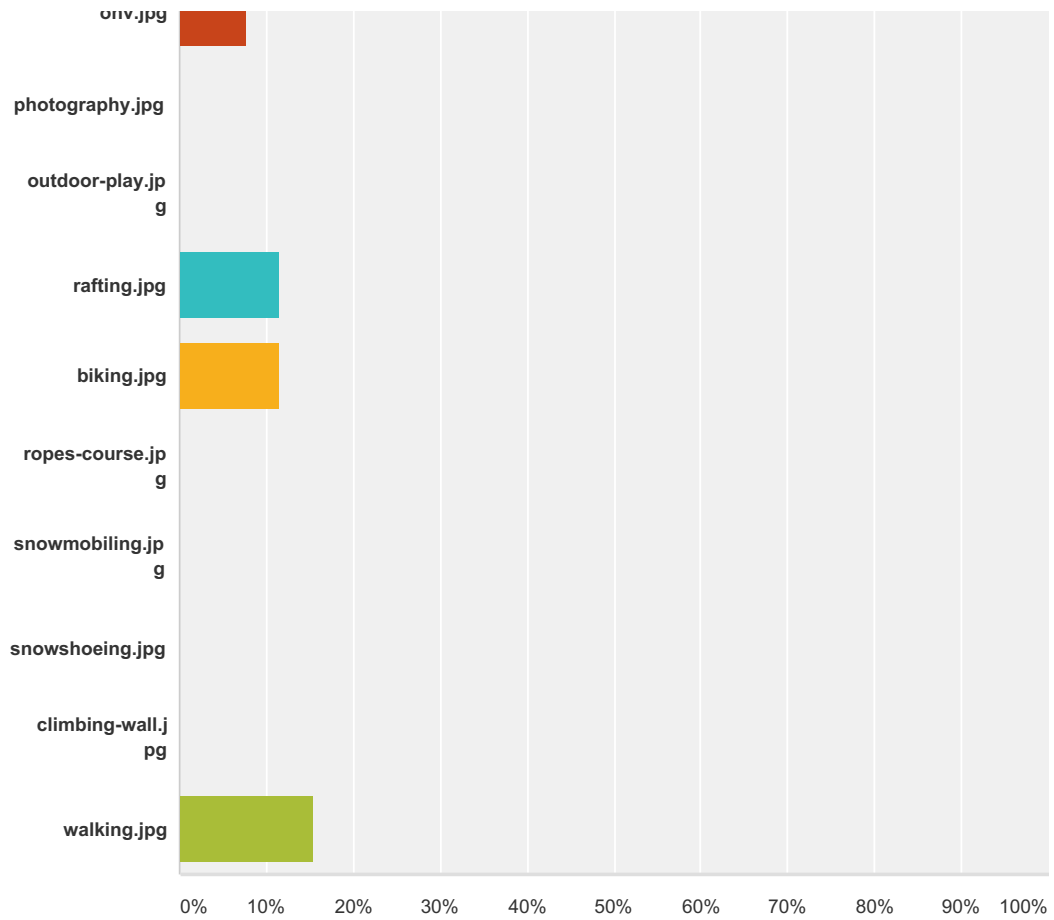
Answer Choices	Responses
	65.38% 17
	15.38% 4
	38.46% 10
	26.92% 7
	53.85% 14
Total Respondents: 26	








Q24 Please choose your 3 most favorite activities from among the following:

Answered: 26 Skipped: 6




















Nature Connection Survey







Answer Choices	Responses
	0.00% 0
	23.08% 6
	7.69% 2
	15.38% 4
	19.23% 5
	26.92% 7
	3.85% 1

Nature Connection Survey

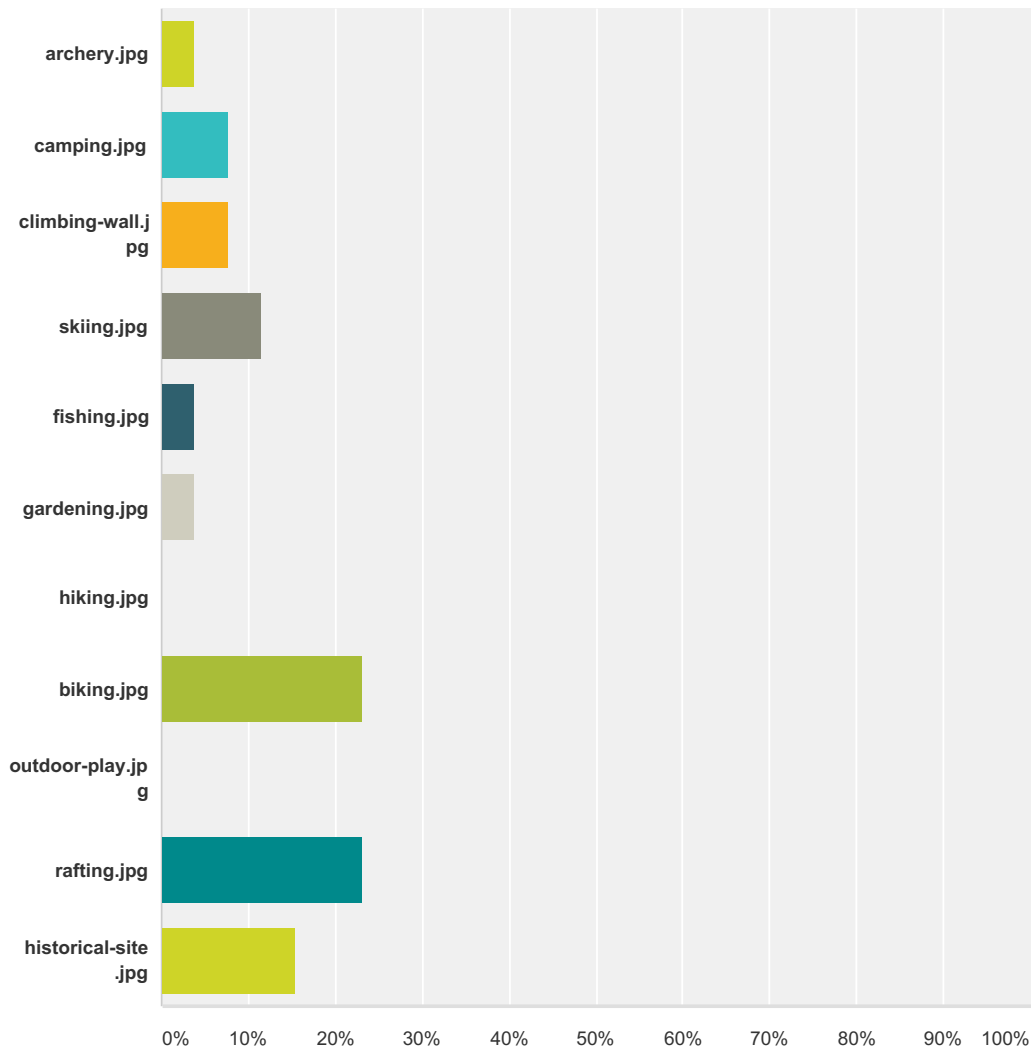
	23.08%	6
	7.69%	2
	15.38%	4
	38.46%	10
	30.77%	8
	11.54%	3
	0.00%	0
	11.54%	3
	3.85%	1
	15.38%	4
	0.00%	0
	7.69%	2
	0.00%	0
	0.00%	0
	11.54%	3
	11.54%	3
	0.00%	0





Nature Connection Survey

	0.00%	0
	0.00%	0
	0.00%	0
	15.38%	4
Total Respondents: 26		








Q25 Which new activity would you personally most like to try?

Answered: 26 Skipped: 6



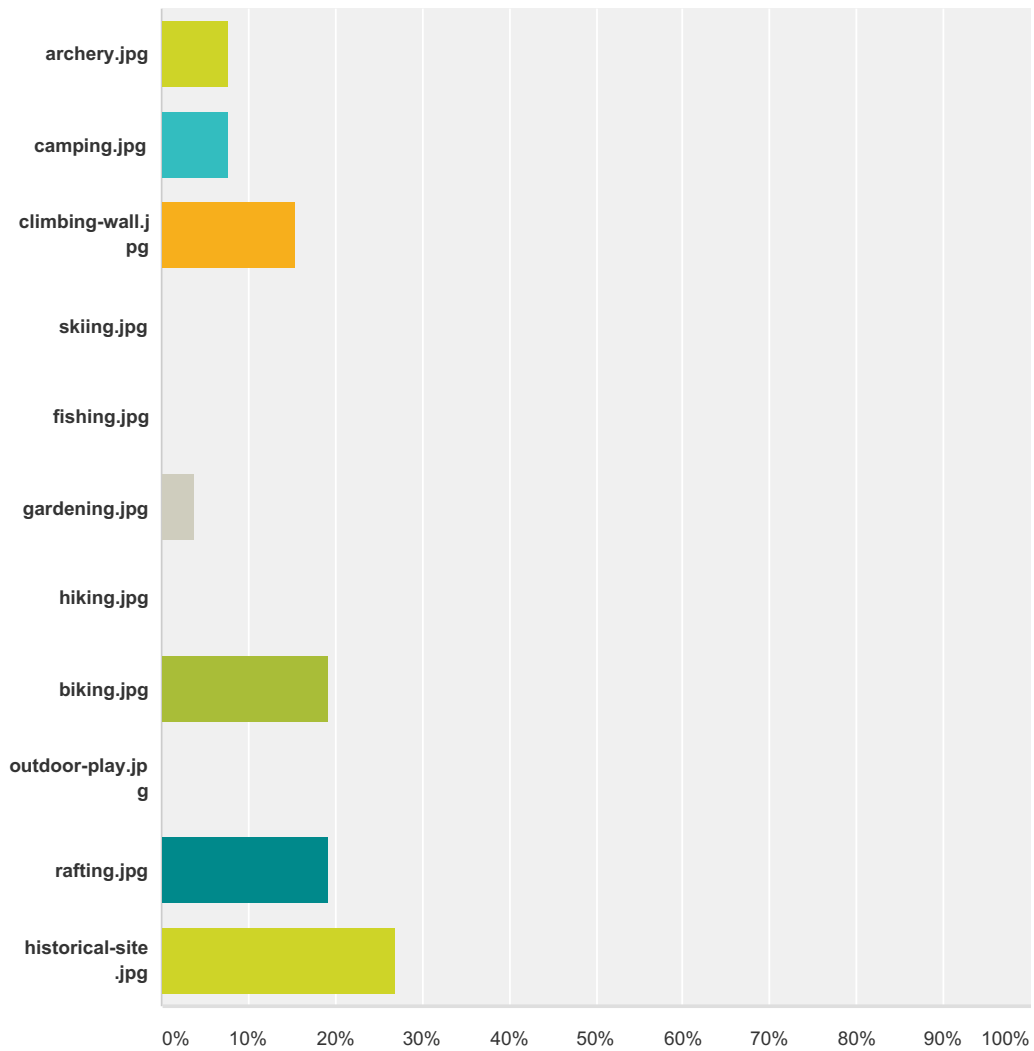
Answer Choices	Responses
	3.85% 1
	7.69% 2
	7.69% 2
	11.54% 3





Nature Connection Survey

	3.85%	1
	3.85%	1
	0.00%	0
	23.08%	6
	0.00%	0
	23.08%	6
	15.38%	4
Total		26








Q26 Which new activity would you like to try with your family?

Answered: 26 Skipped: 6



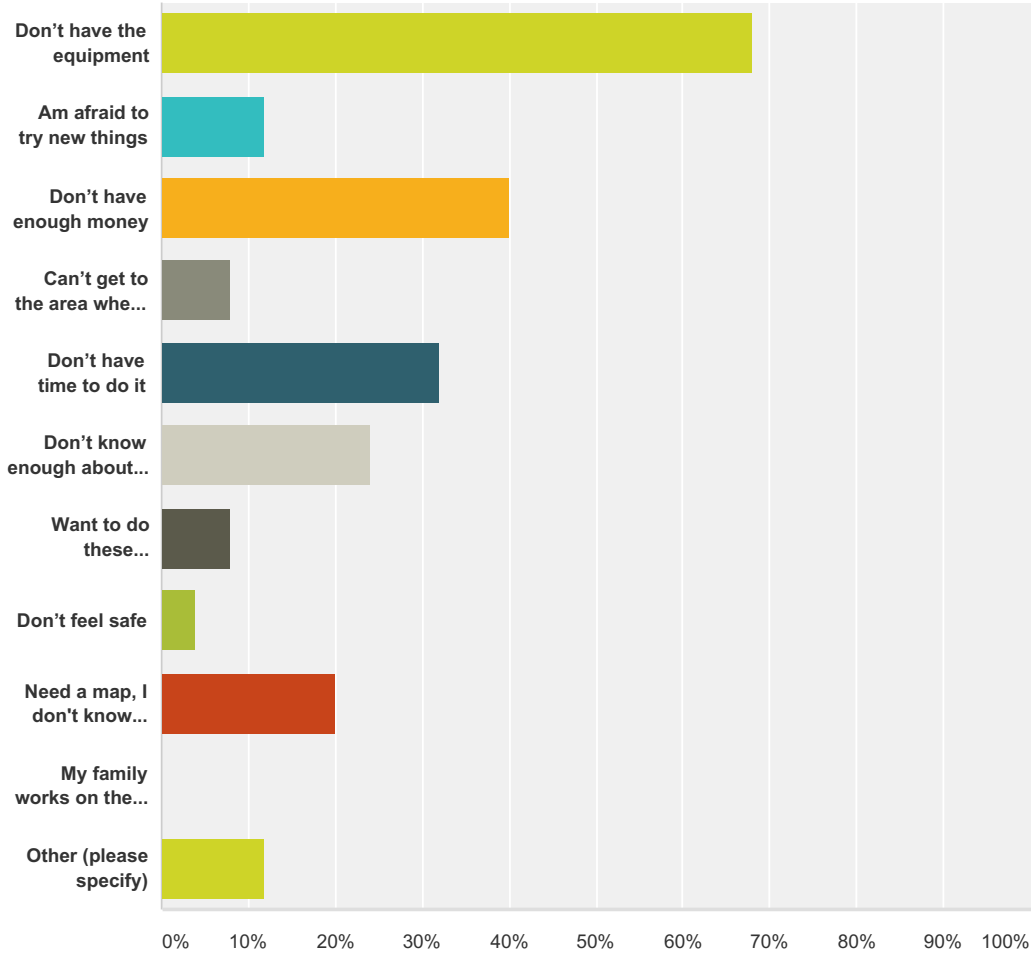
Answer Choices	Responses
	7.69% 2
	7.69% 2
	15.38% 4
	0.00% 0

Nature Connection Survey

	0.00%	0
	3.85%	1
	0.00%	0
	19.23%	5
	0.00%	0
	19.23%	5
	26.92%	7
Total		26

**Q27 What obstacles keep you (and your family) from trying new activities outdoors?
Please choose your top 3:**

Answered: 25 Skipped: 7



Answer Choices	Responses
Don't have the equipment	68.00% 17
Am afraid to try new things	12.00% 3
Don't have enough money	40.00% 10
Can't get to the area where I can do the activity (transportation is a problem)	8.00% 2
Don't have time to do it	32.00% 8
Don't know enough about the activity	24.00% 6
Want to do these activities with my friends, not by myself	8.00% 2
Don't feel safe	4.00% 1
Need a map, I don't know where to go	20.00% 5
My family works on the weekends	0.00% 0

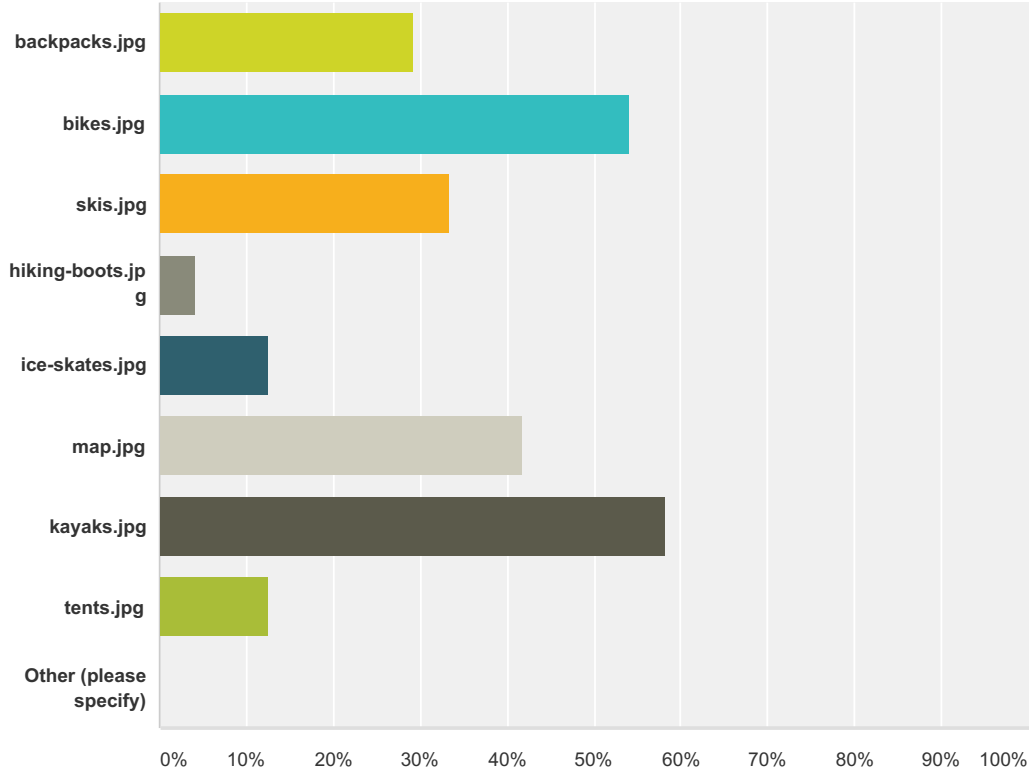
Nature Connection Survey







Other (please specify)	12.00%	3
Total Respondents: 25		

#	Other (please specify)	Date
1	I feel like I do almost everything on the list and that the only barrier to doing them more often is time. I don't really want to do any "new" activities, per say, because I am happy with all of the activities I already do.	4/18/2016 4:27 PM
2	no obstacles	3/31/2016 4:42 PM
3	No barriers	3/1/2016 4:54 PM

Q28 If this equipment were available to my family and friends, I would get outside more often... (please choose your top 3):

Answered: 24 Skipped: 8



Answer Choices	Responses
	29.17% 7
	54.17% 13
	33.33% 8
	4.17% 1
	12.50% 3
	41.67% 10

Nature Connection Survey

	58.33%	14
	12.50%	3
Other (please specify)	0.00%	0
Total Respondents: 24		

#	Other (please specify)	Date
	There are no responses.	

Q29 Is there any other equipment not mentioned above that you would like access to?

Answered: 4 Skipped: 28

#	Responses	Date
1	Split board	4/14/2016 9:38 PM
2	juii	3/9/2016 9:11 AM
3	skateboards and skateboard safety gear	2/29/2016 2:31 PM
4	Archery Equipment games	2/25/2016 1:31 PM

Nature Connection Survey

Q30 Thank you for taking the survey. If you have any other comments you would like to share please provide them here:

Answered: 3 Skipped: 29

#	Responses	Date
1	this survey was actually not very legit	4/28/2016 12:10 PM
2	I think this is a great idea, if it goes further than a survey. The area we live in is really depressed right now and giving our families the tools to participate.	3/10/2016 9:38 AM
3	gggh	3/9/2016 9:11 AM