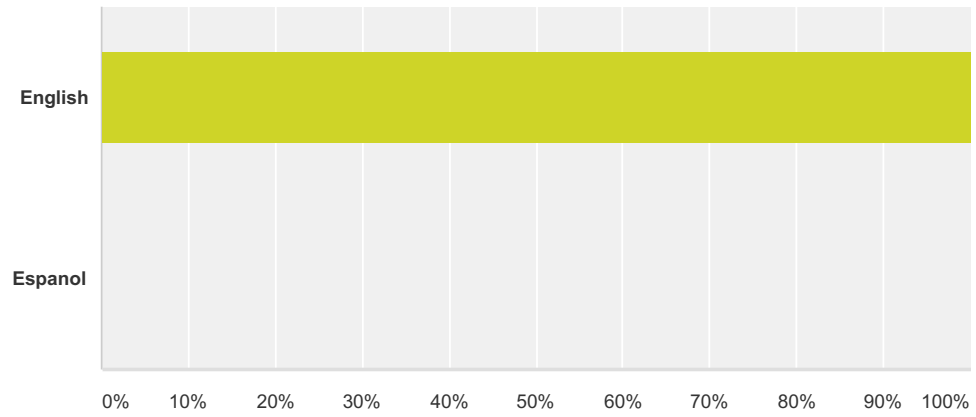


Q1 Choose your survey language:

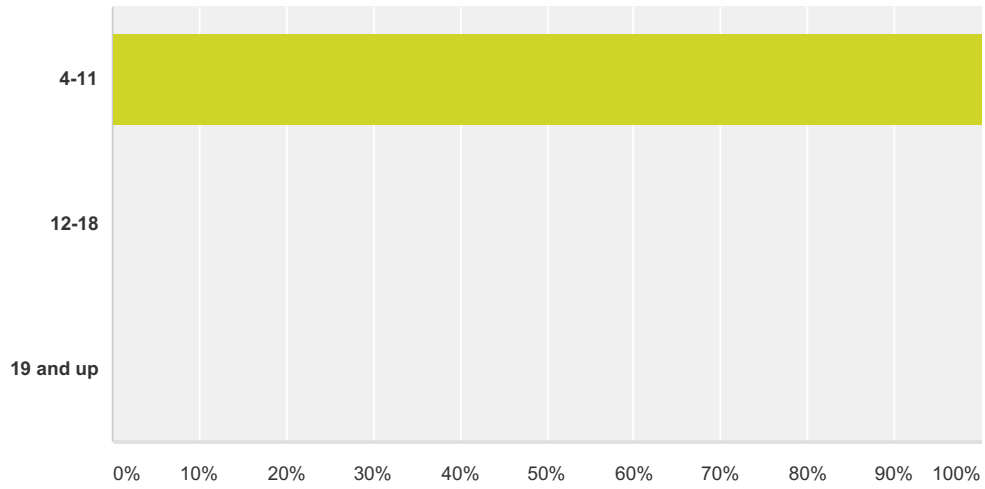
Answered: 13 Skipped: 0



Answer Choices	Responses
English	100.00% 13
Espanol	0.00% 0
Total	13

Q2 Please choose your age range:

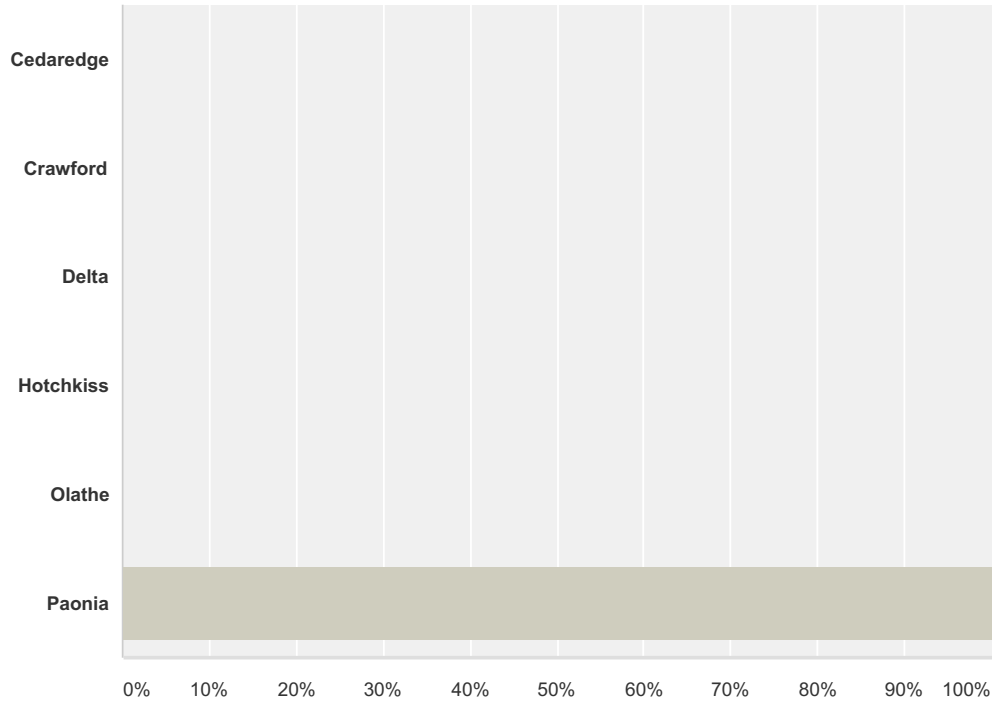
Answered: 13 Skipped: 0



Answer Choices	Responses
4-11	100.00% 13
12-18	0.00% 0
19 and up	0.00% 0
Total	13

Q31 Which town do you live closest to?

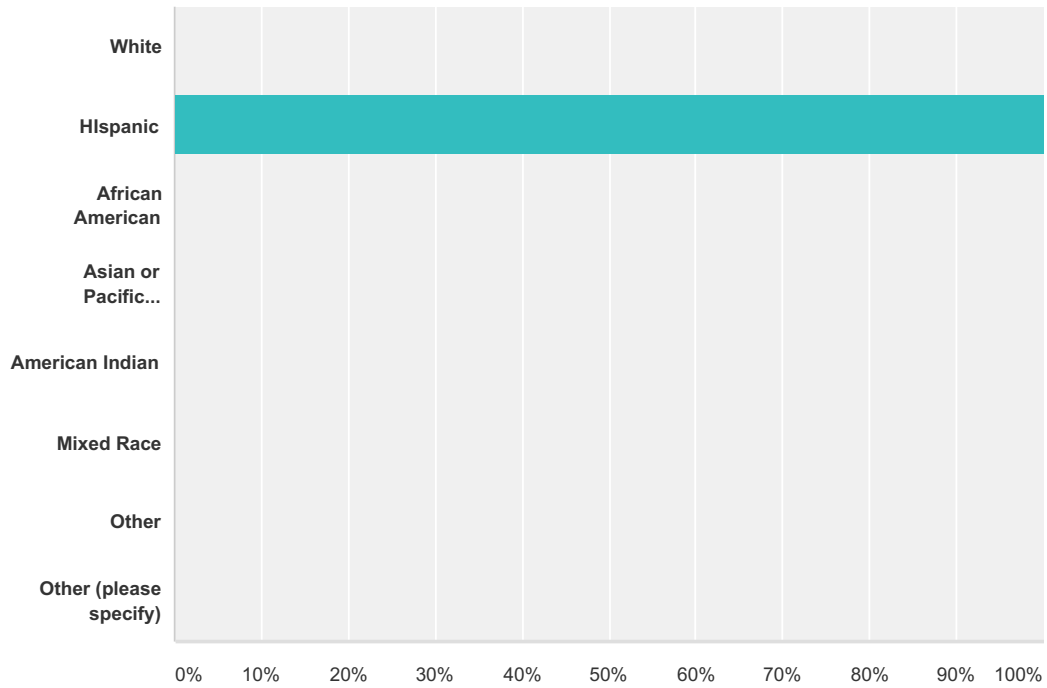
Answered: 13 Skipped: 0



Answer Choices	Responses
Cedaredge	0.00% 0
Crawford	0.00% 0
Delta	0.00% 0
Hotchkiss	0.00% 0
Olathe	0.00% 0
Paonia	100.00% 13
Total	13

Q32 What is your ethnicity?

Answered: 13 Skipped: 0

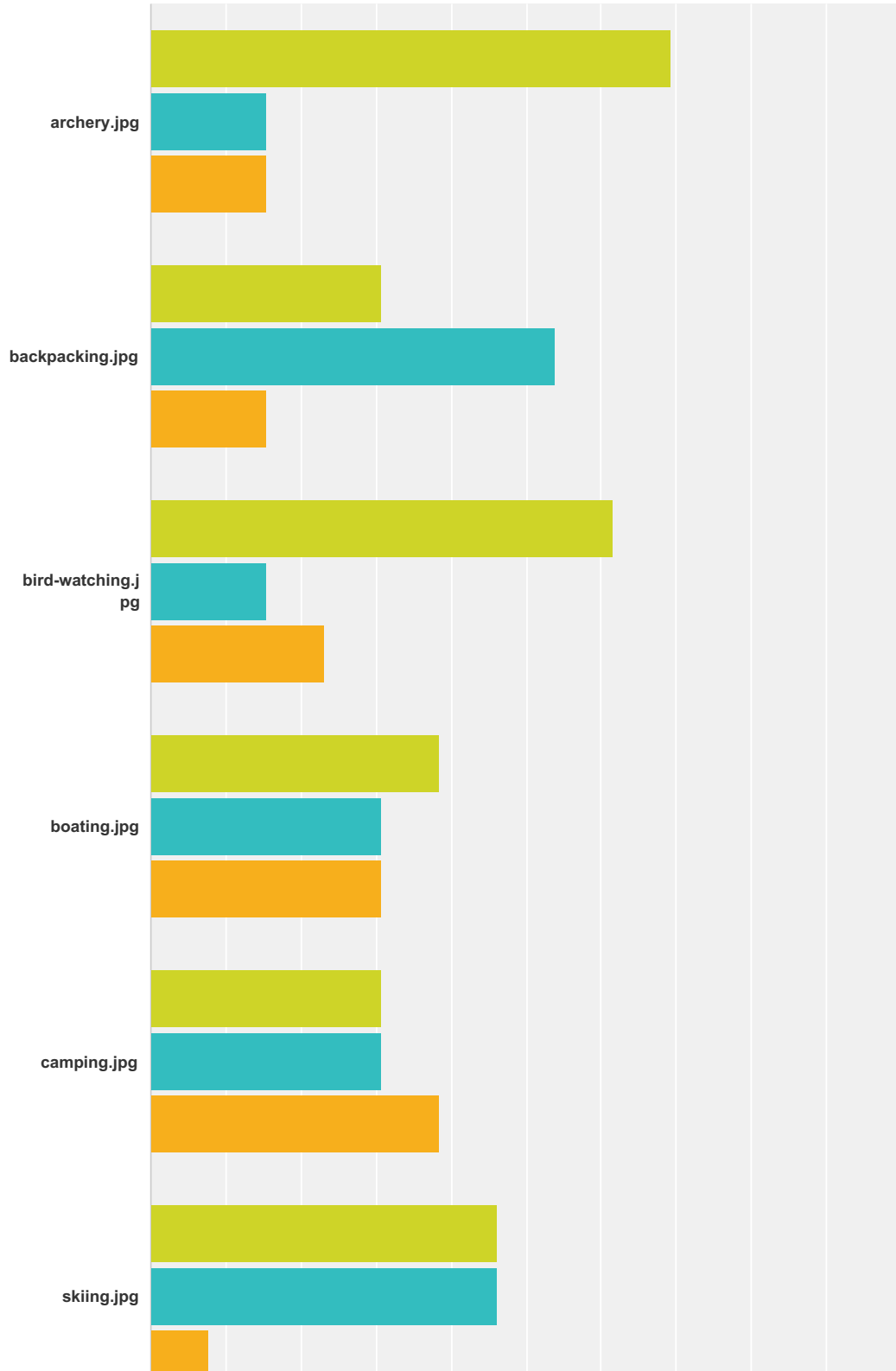


Answer Choices	Responses
White	0.00% 0
Hispanic	100.00% 13
African American	0.00% 0
Asian or Pacific Islander	0.00% 0
American Indian	0.00% 0
Mixed Race	0.00% 0
Other	0.00% 0
Other (please specify)	0.00% 0
Total	13

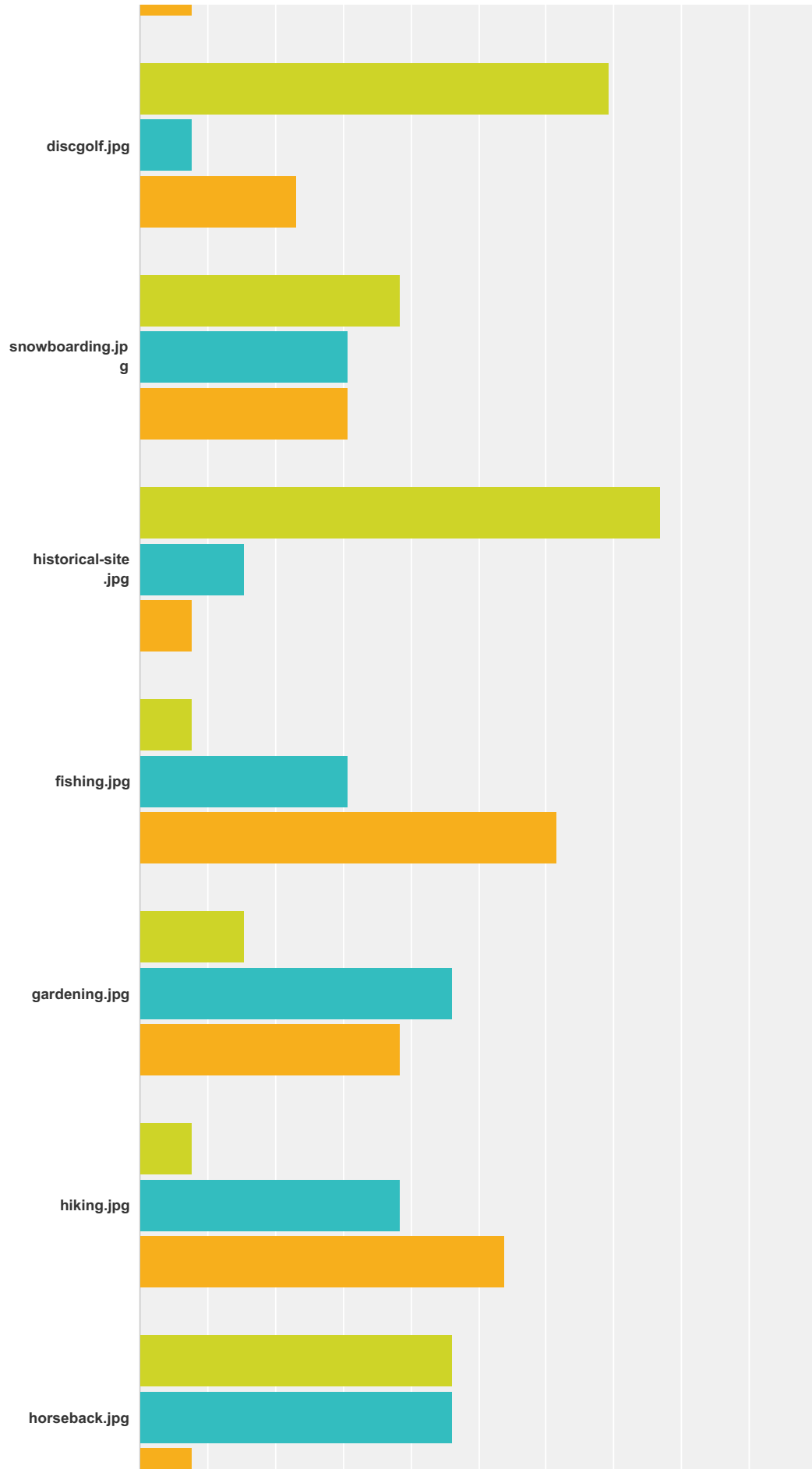
#	Other (please specify)	Date
	There are no responses.	

Q33 Below is a list of activities available to kids and families in Western Colorado. Please indicate your level of participation in that activity:

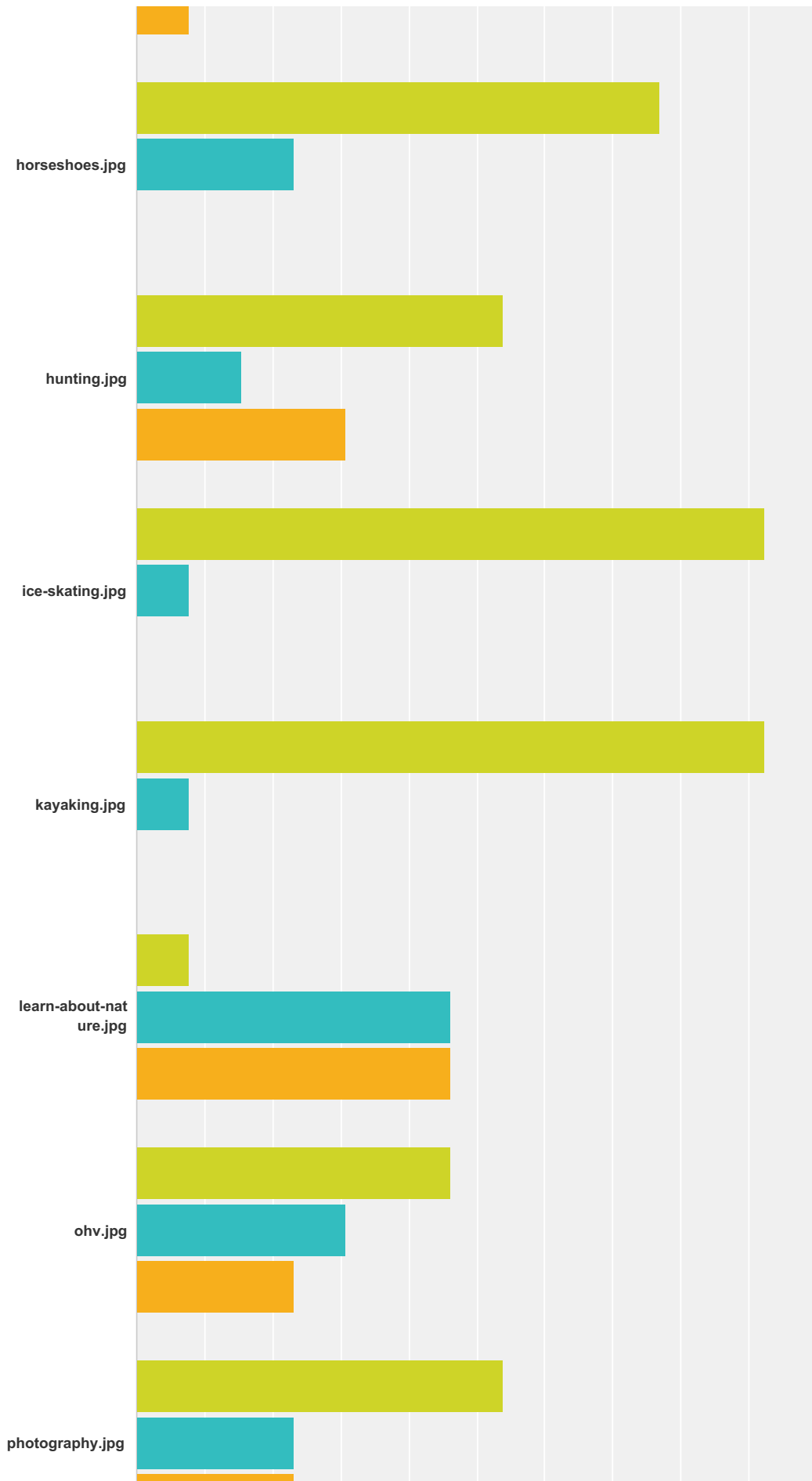
Answered: 13 Skipped: 0



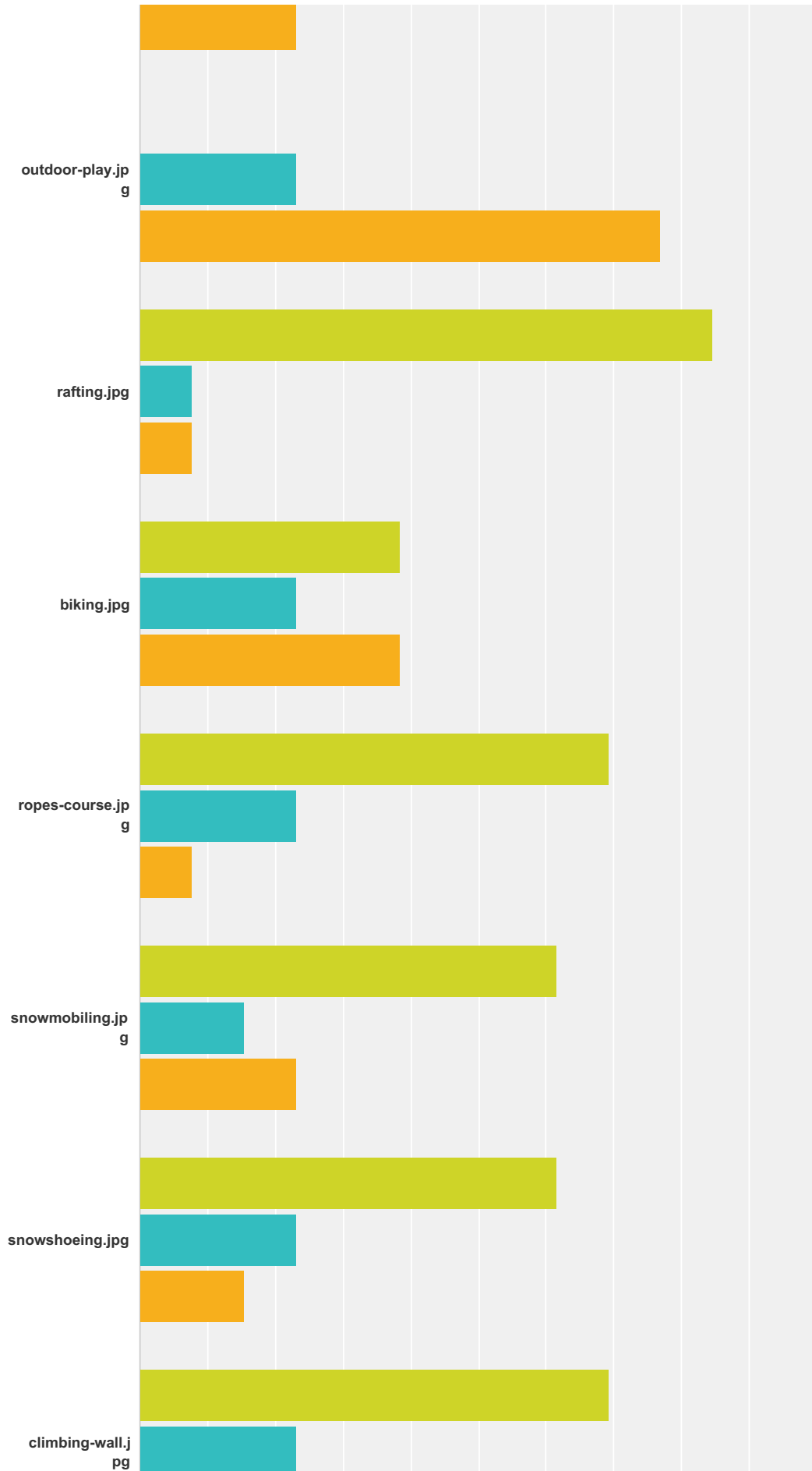
Nature Connection Survey



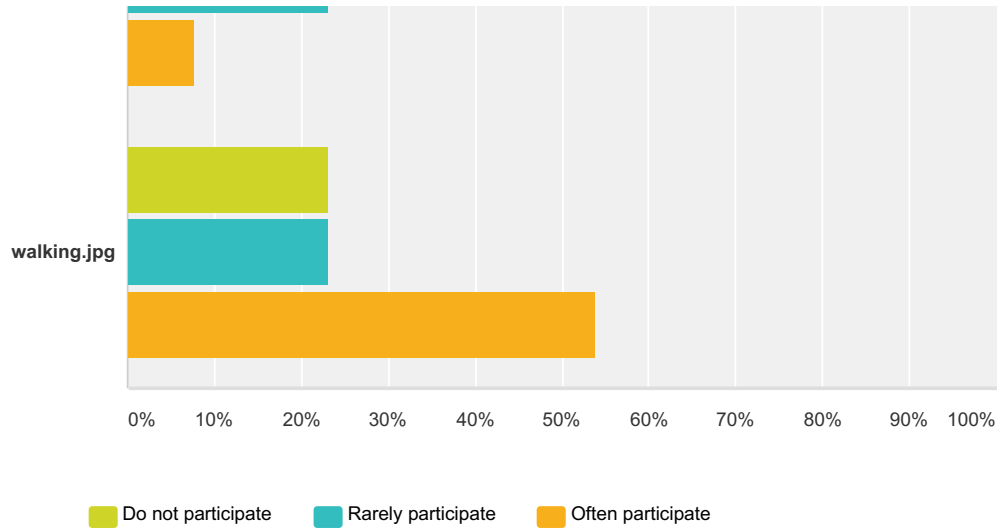
Nature Connection Survey











Nature Connection Survey















Nature Connection Survey




	Do not participate	Rarely participate	Often participate	Total
	69.23% 9	15.38% 2	15.38% 2	13
	30.77% 4	53.85% 7	15.38% 2	13
	61.54% 8	15.38% 2	23.08% 3	13
	38.46% 5	30.77% 4	30.77% 4	13
	30.77% 4	30.77% 4	38.46% 5	13
	46.15% 6	46.15% 6	7.69% 1	13
	69.23% 9	7.69% 1	23.08% 3	13
	38.46% 5	30.77% 4	30.77% 4	13

Nature Connection Survey

		76.92% 10	15.38% 2	7.69% 1	13
		7.69% 1	30.77% 4	61.54% 8	13
		15.38% 2	46.15% 6	38.46% 5	13
		7.69% 1	38.46% 5	53.85% 7	13
		46.15% 6	46.15% 6	7.69% 1	13
		76.92% 10	23.08% 3	0.00% 0	13
		53.85% 7	15.38% 2	30.77% 4	13
		92.31% 12	7.69% 1	0.00% 0	13
		92.31% 12	7.69% 1	0.00% 0	13
		7.69% 1	46.15% 6	46.15% 6	13
		46.15% 6	30.77% 4	23.08% 3	13
		53.85% 7	23.08% 3	23.08% 3	13

Nature Connection Survey

	0.00% 0	23.08% 3	76.92% 10	13
	84.62% 11	7.69% 1	7.69% 1	13
	38.46% 5	23.08% 3	38.46% 5	13
	69.23% 9	23.08% 3	7.69% 1	13
	61.54% 8	15.38% 2	23.08% 3	13
	61.54% 8	23.08% 3	15.38% 2	13
	69.23% 9	23.08% 3	7.69% 1	13
	23.08% 3	23.08% 3	53.85% 7	13

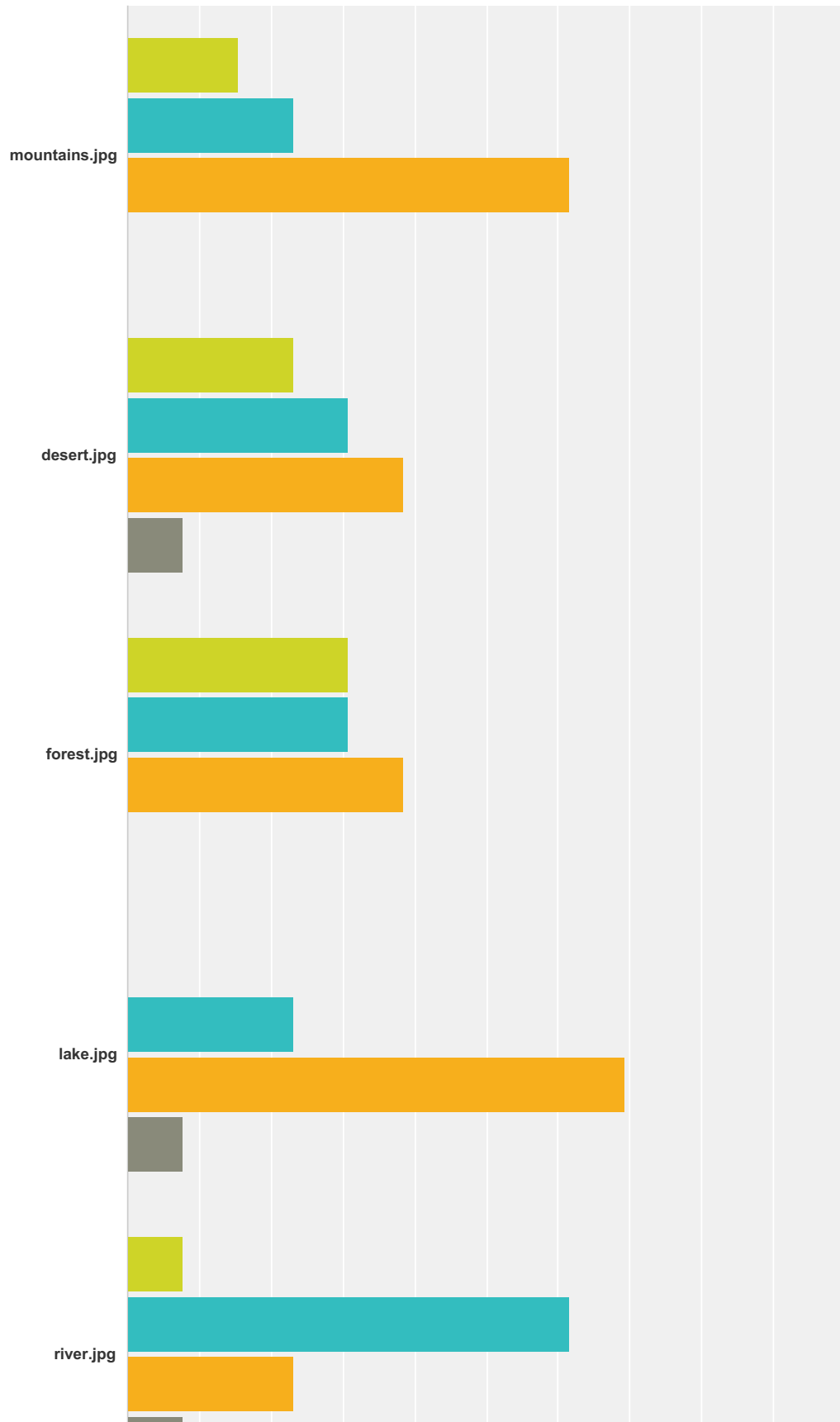
Q34 Are there any outdoor activities not listed above that you presently participate in?

Answered: 10 Skipped: 3

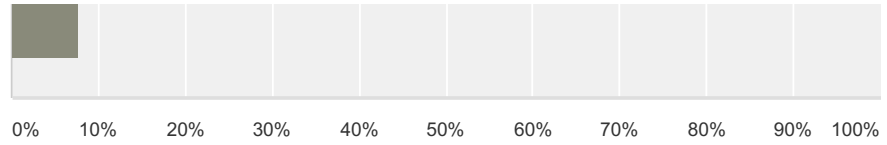
#	Responses	Date
1	what i do is sports outside	4/13/2016 12:31 PM
2	four wheeling, arrogating,	2/24/2016 2:55 PM
3	soccer,football,softball,baseball,4 wheeling	2/24/2016 2:54 PM
4	Sports	2/24/2016 2:54 PM
5	Sswimming	2/24/2016 2:53 PM
6	swimming	2/24/2016 2:27 PM
7	Soccer	2/24/2016 2:27 PM
8	swimming	2/24/2016 2:27 PM
9	sportes	2/23/2016 2:51 PM
10	soccer, football	2/23/2016 2:23 PM

Q35 How often have you done an activity in:






Answered: 13 Skipped: 0



Nature Connection Survey

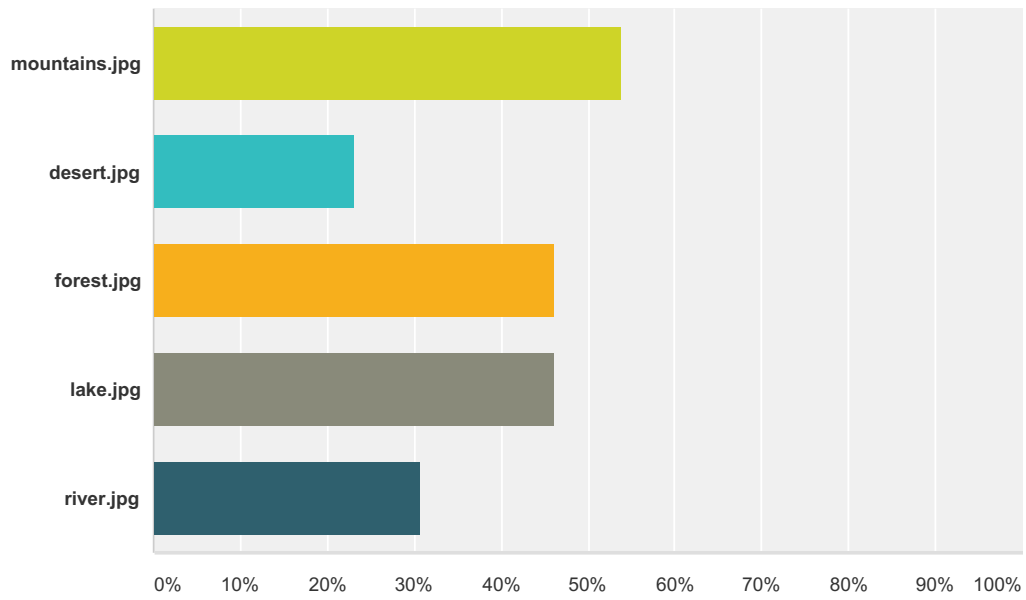







■ Never
 ■ Rarely
 ■ Often
 ■ Only on a school trip

	Never	Rarely	Often	Only on a school trip	Total
	15.38% 2	23.08% 3	61.54% 8	0.00% 0	13
	23.08% 3	30.77% 4	38.46% 5	7.69% 1	13
	30.77% 4	30.77% 4	38.46% 5	0.00% 0	13
	0.00% 0	23.08% 3	69.23% 9	7.69% 1	13
	7.69% 1	61.54% 8	23.08% 3	7.69% 1	13

**Q36 I would like to do more activities in...?
(please select your top 2 choices)**

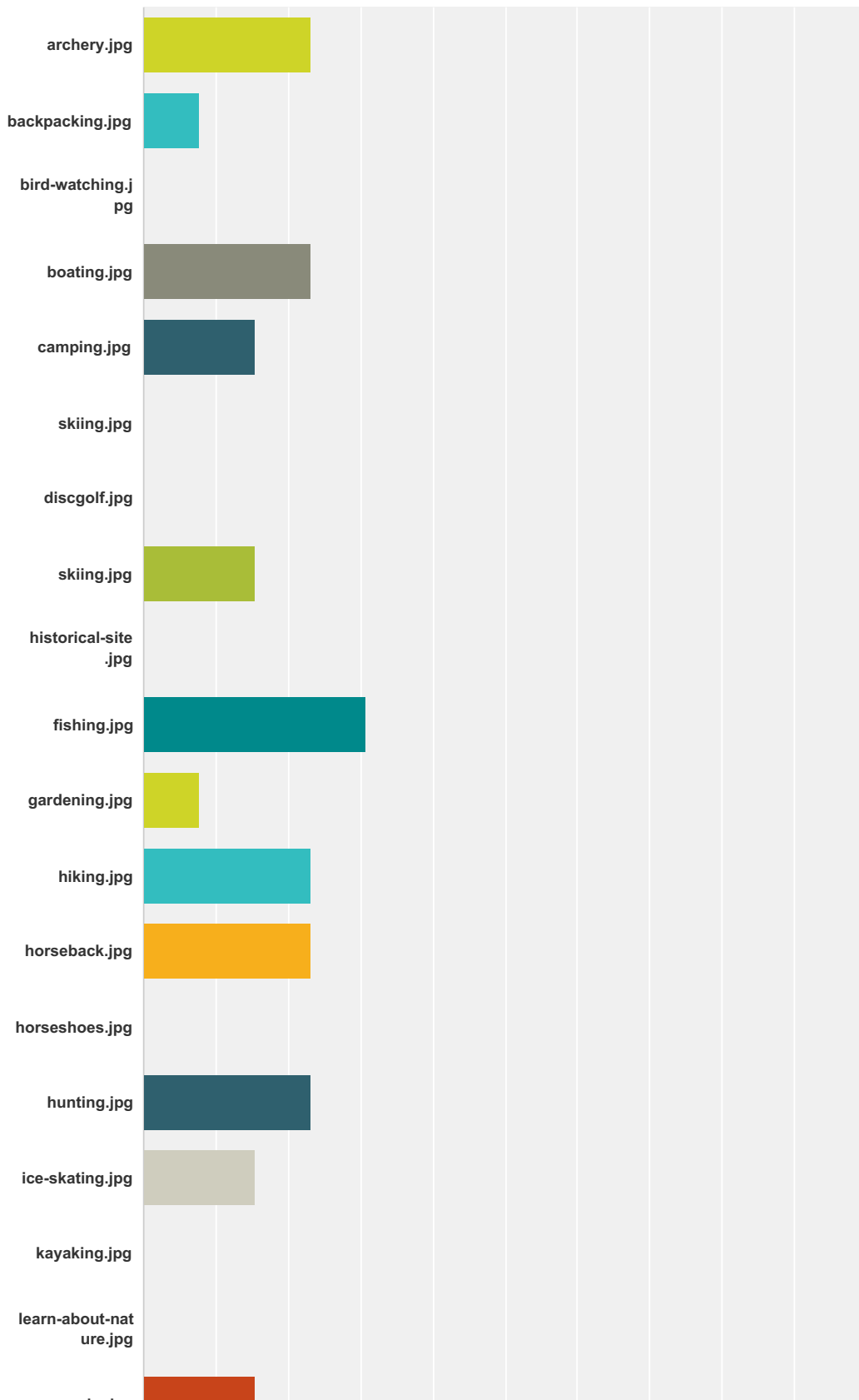
Answered: 13 Skipped: 0



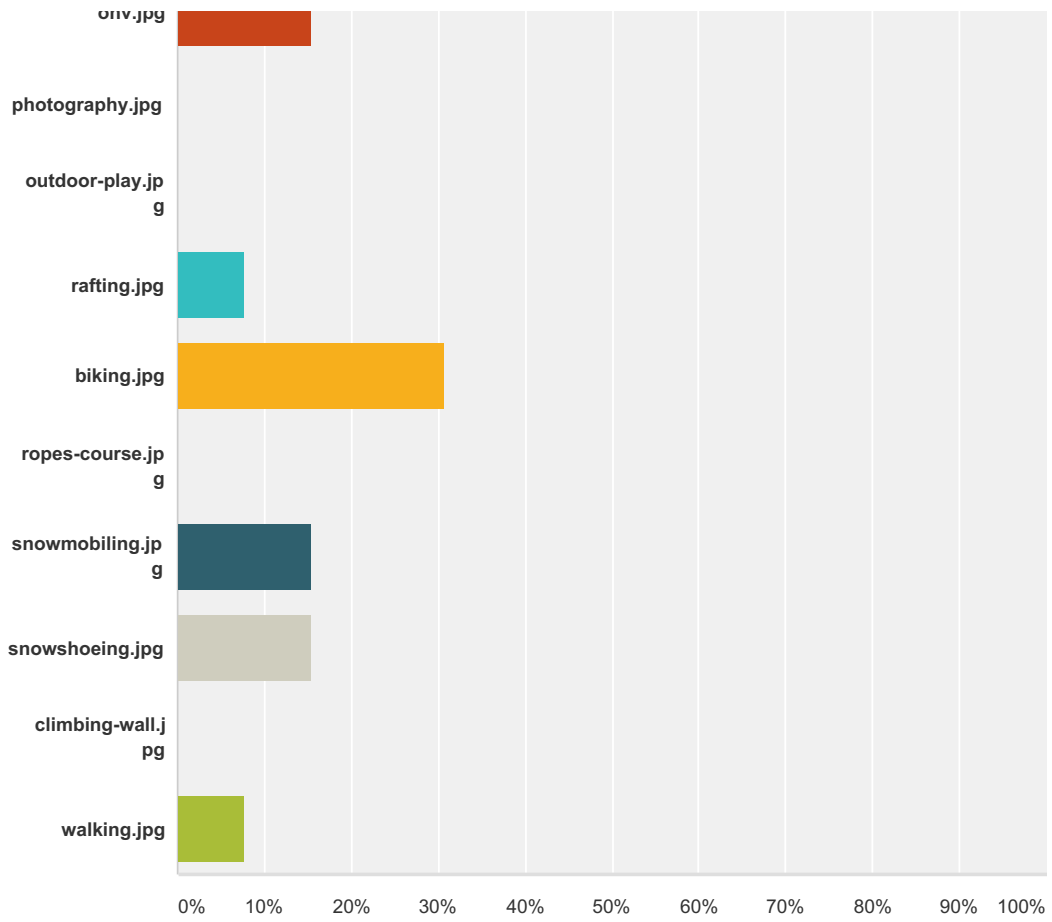
Answer Choices	Responses
	53.85% 7
	23.08% 3
	46.15% 6
	46.15% 6
	30.77% 4
Total Respondents: 13	








Q37 Please choose your 3 most favorite activities from among the following:

Answered: 13 Skipped: 0



















Nature Connection Survey





Answer Choices	Responses	
	23.08%	3
	7.69%	1
	0.00%	0
	23.08%	3
	15.38%	2
	0.00%	0
	0.00%	0

Nature Connection Survey

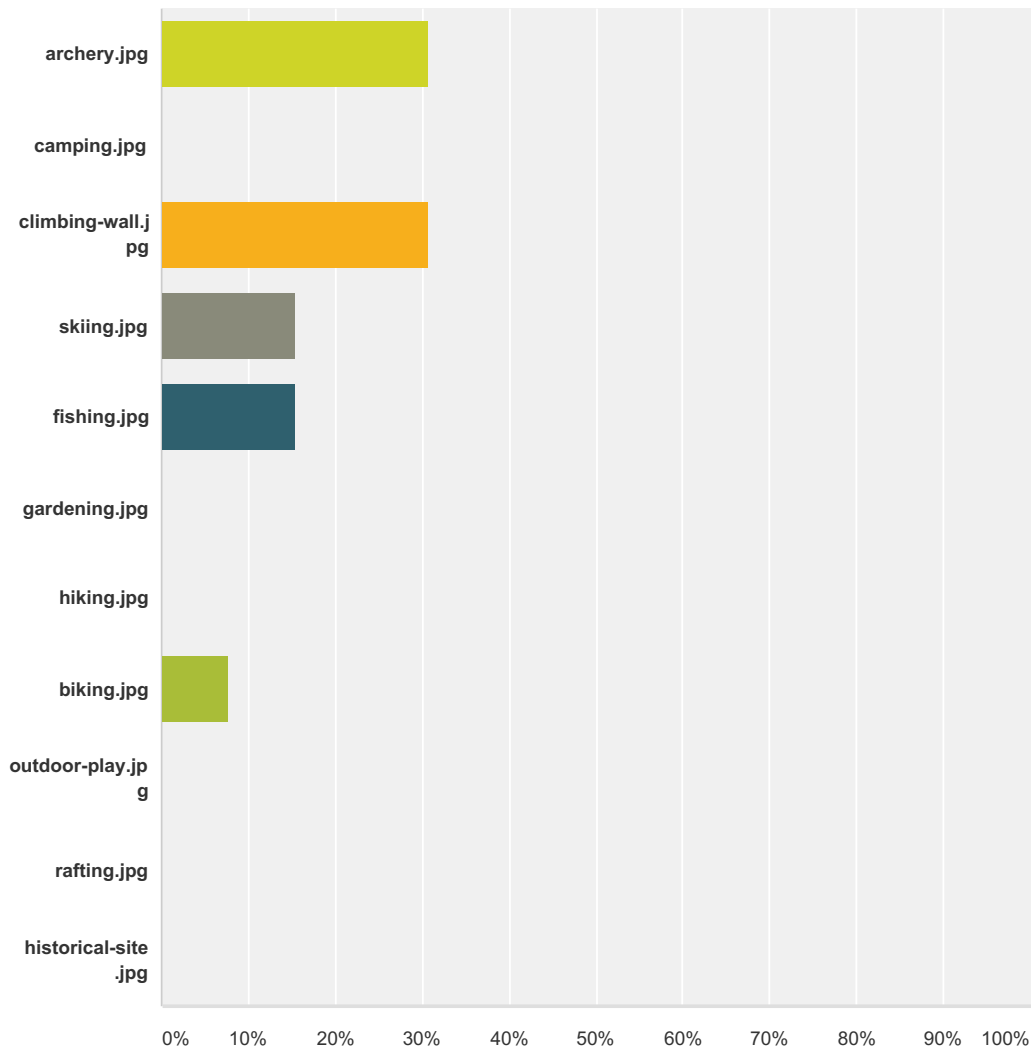
	15.38%	2
	0.00%	0
	30.77%	4
	7.69%	1
	23.08%	3
	23.08%	3
	0.00%	0
	23.08%	3
	15.38%	2
	0.00%	0
	0.00%	0
	15.38%	2
	0.00%	0
	0.00%	0
	7.69%	1
	30.77%	4
	0.00%	0





Nature Connection Survey

	15.38%	2
	15.38%	2
	0.00%	0
	7.69%	1
Total Respondents: 13		








Q38 Which new activity would you personally most like to try?

Answered: 13 Skipped: 0



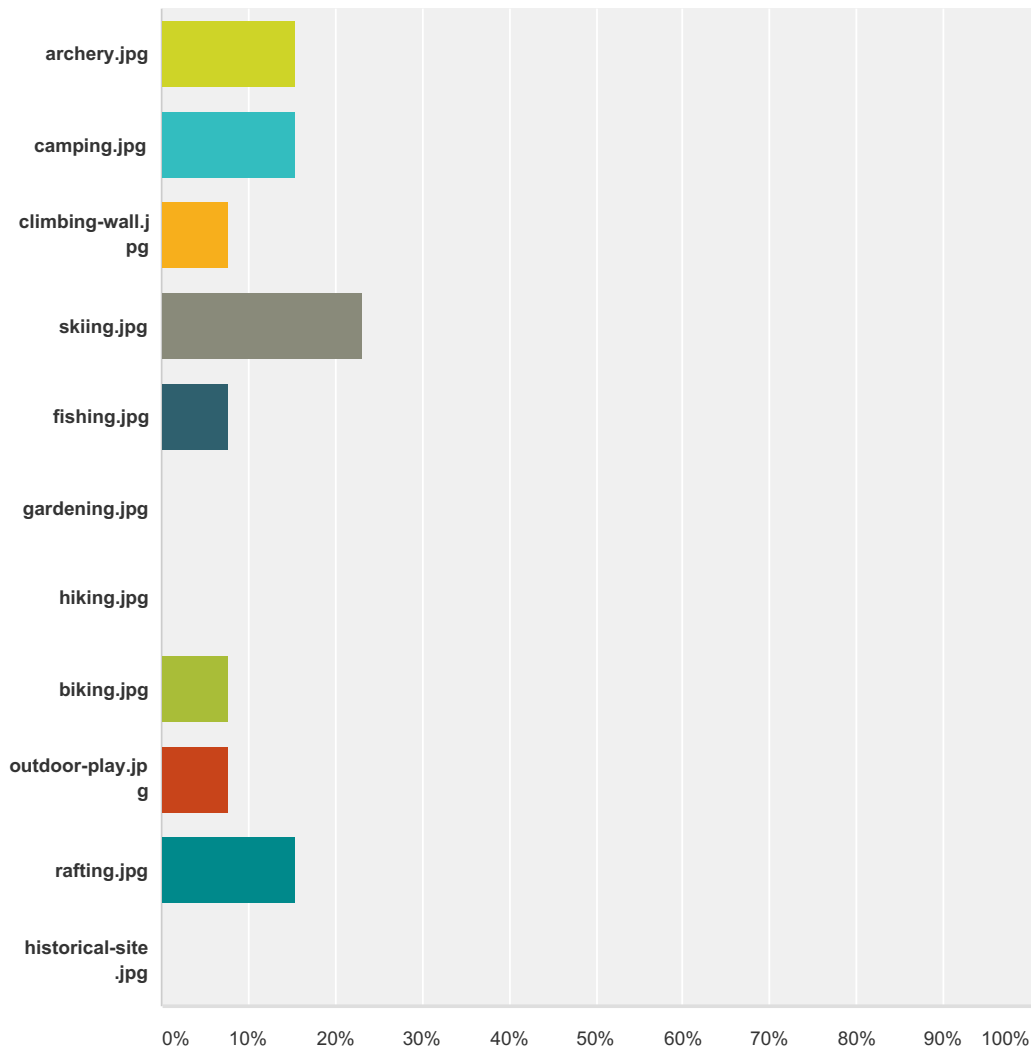
Answer Choices	Responses
	30.77% 4
	0.00% 0
	30.77% 4
	15.38% 2





Nature Connection Survey

	15.38%	2
	0.00%	0
	0.00%	0
	7.69%	1
	0.00%	0
	0.00%	0
	0.00%	0
Total		13








Q39 Which new activity would you like to try with your family?

Answered: 13 Skipped: 0



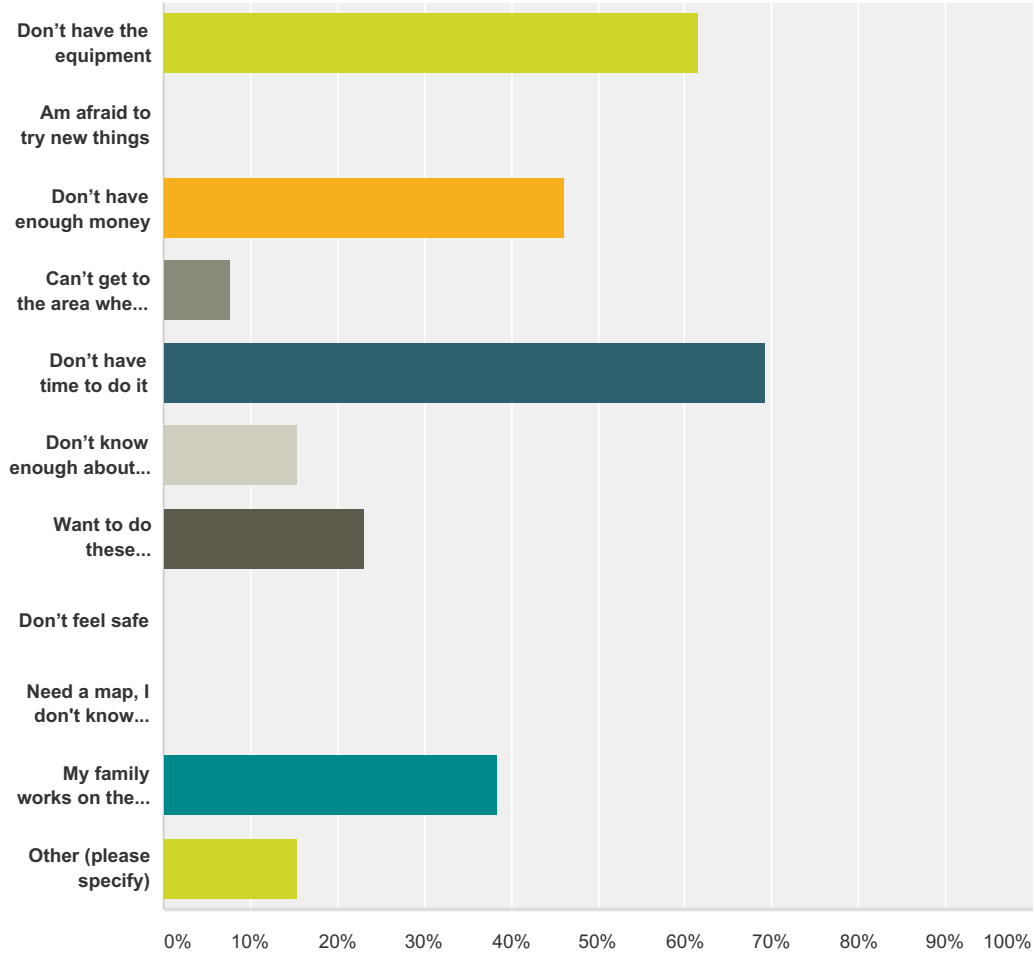
Answer Choices	Responses
	15.38% 2
	15.38% 2
	7.69% 1
	23.08% 3

Nature Connection Survey

	7.69%	1
	0.00%	0
	0.00%	0
	7.69%	1
	7.69%	1
	15.38%	2
	0.00%	0
Total		13

**Q40 What obstacles keep you (and your family) from trying new activities outdoors?
Please choose your top 3:**

Answered: 13 Skipped: 0



Answer Choices	Responses
Don't have the equipment	61.54% 8
Am afraid to try new things	0.00% 0
Don't have enough money	46.15% 6
Can't get to the area where I can do the activity (transportation is a problem)	7.69% 1
Don't have time to do it	69.23% 9
Don't know enough about the activity	15.38% 2
Want to do these activities with my friends, not by myself	23.08% 3
Don't feel safe	0.00% 0
Need a map, I don't know where to go	0.00% 0
My family works on the weekends	38.46% 5

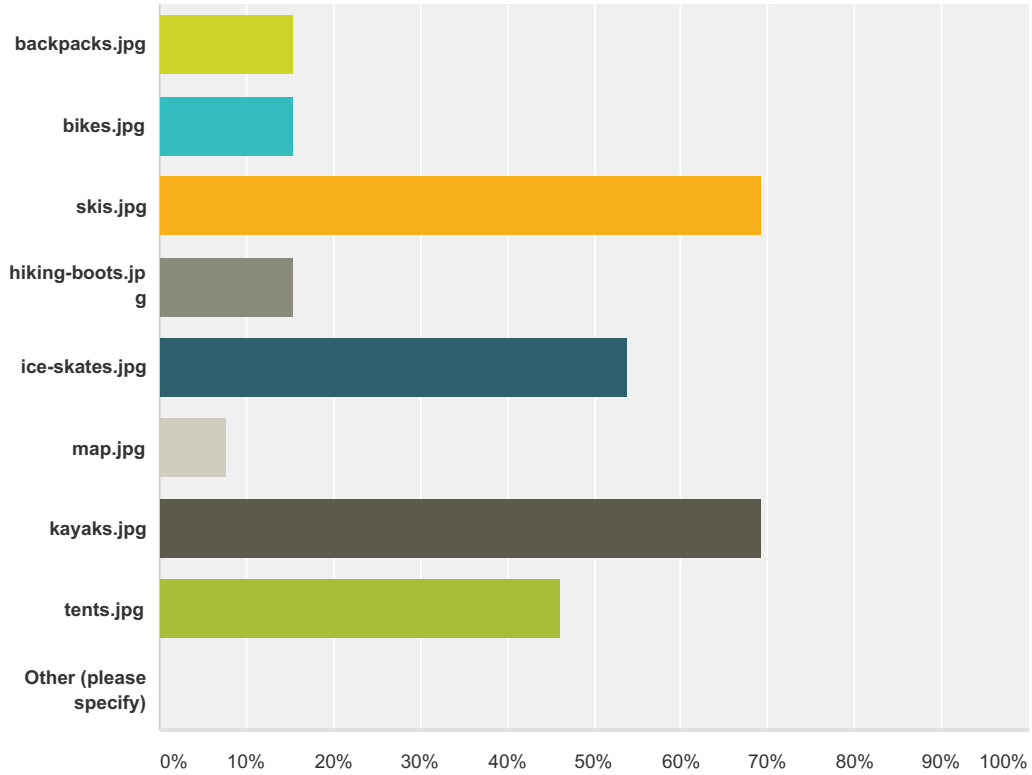
Nature Connection Survey




Other (please specify)	15.38%	2
Total Respondents: 13		

#	Other (please specify)	Date
1	Transportation not safe	2/24/2016 3:04 PM
2	travle a lot	2/24/2016 2:35 PM

Q41 If this equipment were available to my family and friends, I would get outside more often... (please choose your top 3):

Answered: 13 Skipped: 0



Answer Choices	Responses
	15.38% 2
	15.38% 2
	69.23% 9
	15.38% 2
	53.85% 7
	7.69% 1

Nature Connection Survey

	69.23%	9
	46.15%	6
Other (please specify)	0.00%	0
Total Respondents: 13		

#	Other (please specify)	Date
	There are no responses.	

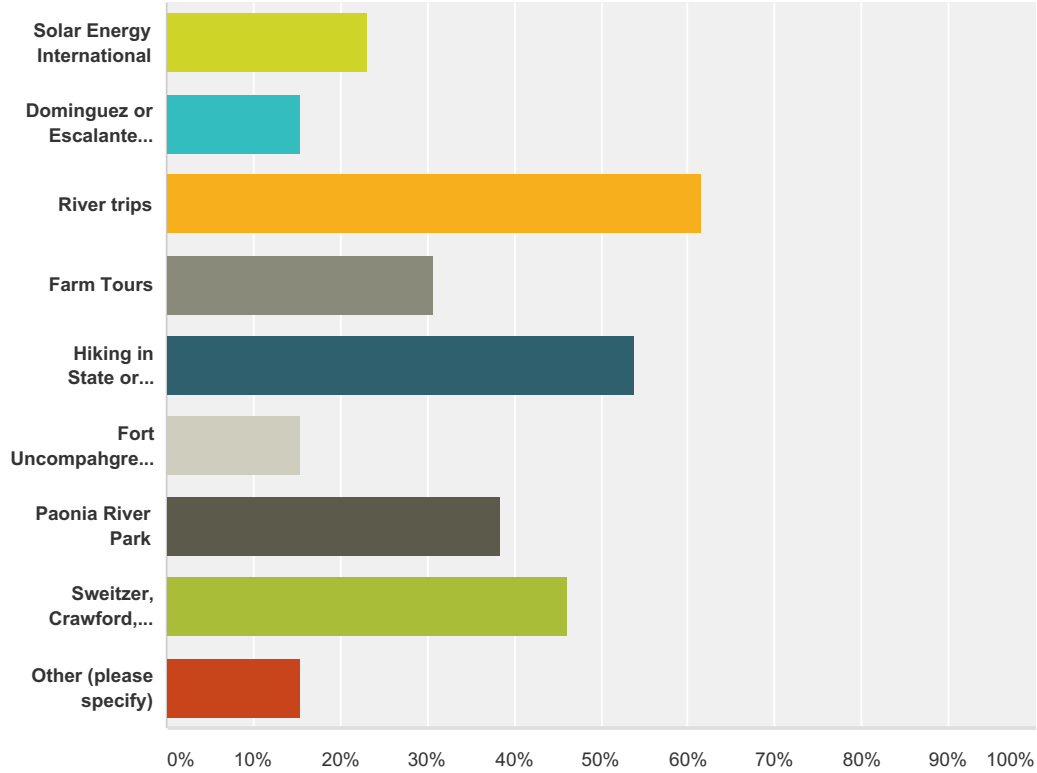
Q42 Is there any other equipment not mentioned above that you would like access to?

Answered: 2 Skipped: 11

#	Responses	Date
1	Money	2/24/2016 3:05 PM
2	gun to hunt	2/23/2016 2:33 PM

Q43 What school field trips would you like to participate in more often? (Please choose your top 3):

Answered: 13 Skipped: 0

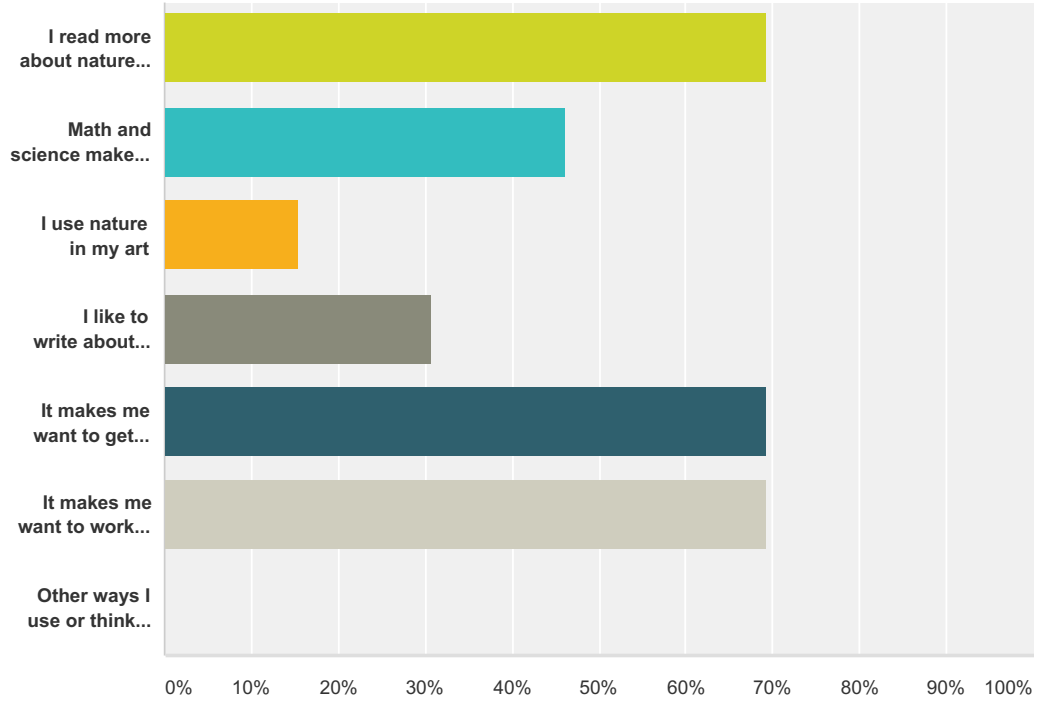


Answer Choices	Responses
Solar Energy International	23.08% 3
Dominguez or Escalante Canyon	15.38% 2
River trips	61.54% 8
Farm Tours	30.77% 4
Hiking in State or National Public Lands (like Gunnison Gorge, Grand Mesa, Uncompahgre Plateau, or the West Elks)	53.85% 7
Fort Uncompahgre Living History Museum	15.38% 2
Paonia River Park	38.46% 5
Sweitzer, Crawford, Confluence, or other lake	46.15% 6
Other (please specify)	15.38% 2
Total Respondents: 13	

#	Other (please specify)	Date
1	denver zoo	4/13/2016 12:35 PM
2	Fishing trip	2/24/2016 3:06 PM

Q44 How have your school field trips connected to your life? (Please choose your top 3):

Answered: 13 Skipped: 0



Answer Choices	Responses
I read more about nature at home or school	69.23% 9
Math and science make more sense when I see how to use them	46.15% 6
I use nature in my art	15.38% 2
I like to write about what I see, hear and experience outdoors	30.77% 4
It makes me want to get outdoors more	69.23% 9
It makes me want to work in an outdoor related field when I grow up	69.23% 9
Other ways I use or think about my school field trips:	0.00% 0
Total Respondents: 13	

#	Other ways I use or think about my school field trips:	Date
	There are no responses.	

Q45 Thank you for taking the survey. If you have any other comments you would like to share please provide them here:

Answered: 1 Skipped: 12

#	Responses	Date
1	More things about how the animals	2/23/2016 3:01 PM