

Q1 Choose your survey language:

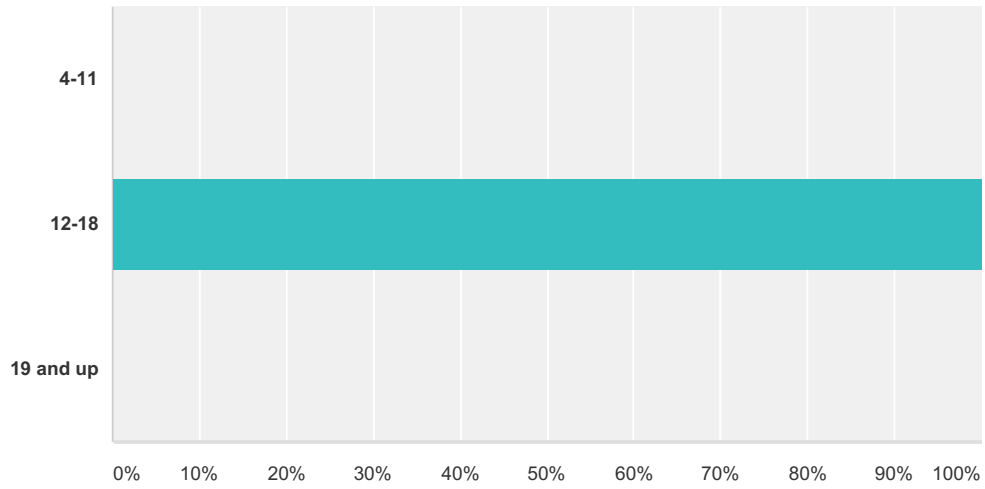
Answered: 6 Skipped: 0



Answer Choices	Responses	Count
English	100.00%	6
Espanol	0.00%	0
Total		6

Q2 Please choose your age range:

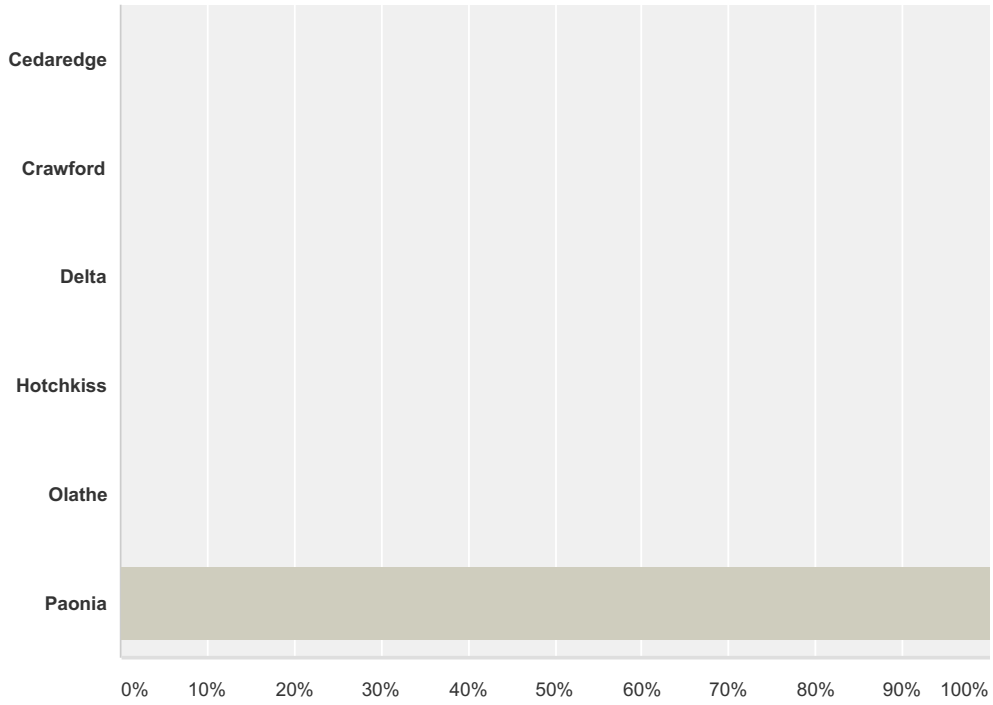
Answered: 6 Skipped: 0



Answer Choices	Responses	Count
4-11	0.00%	0
12-18	100.00%	6
19 and up	0.00%	0
Total		6

Q31 Which town do you live closest to?

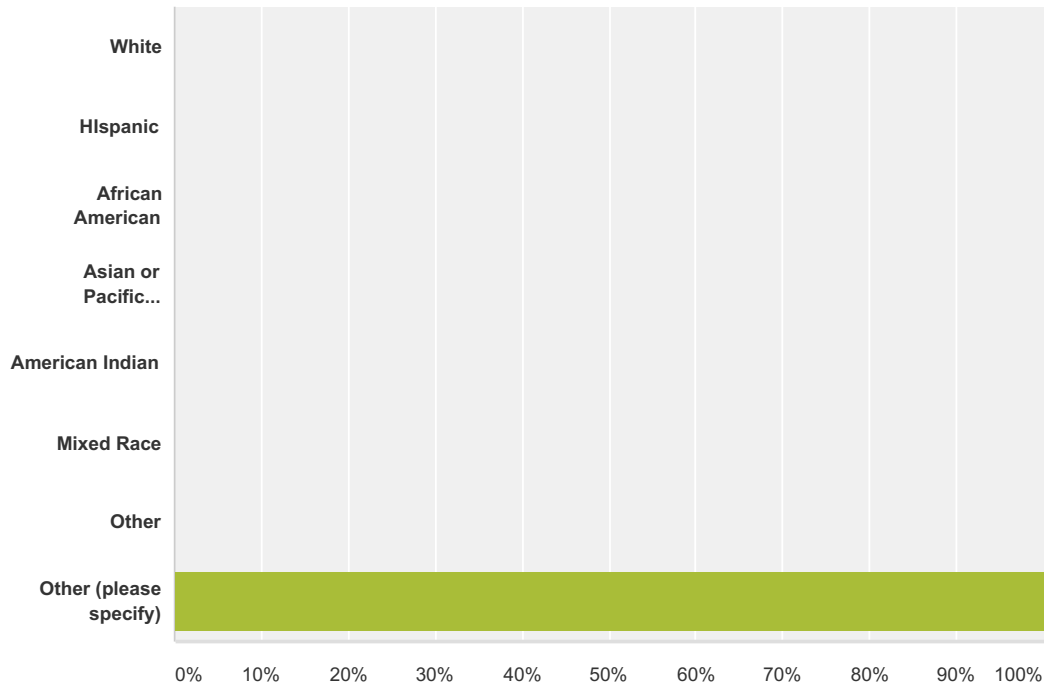
Answered: 6 Skipped: 0



Answer Choices	Responses	
Cedaredge	0.00%	0
Crawford	0.00%	0
Delta	0.00%	0
Hotchkiss	0.00%	0
Olathe	0.00%	0
Paonia	100.00%	6
Total		6

Q32 What is your ethnicity?

Answered: 6 Skipped: 0

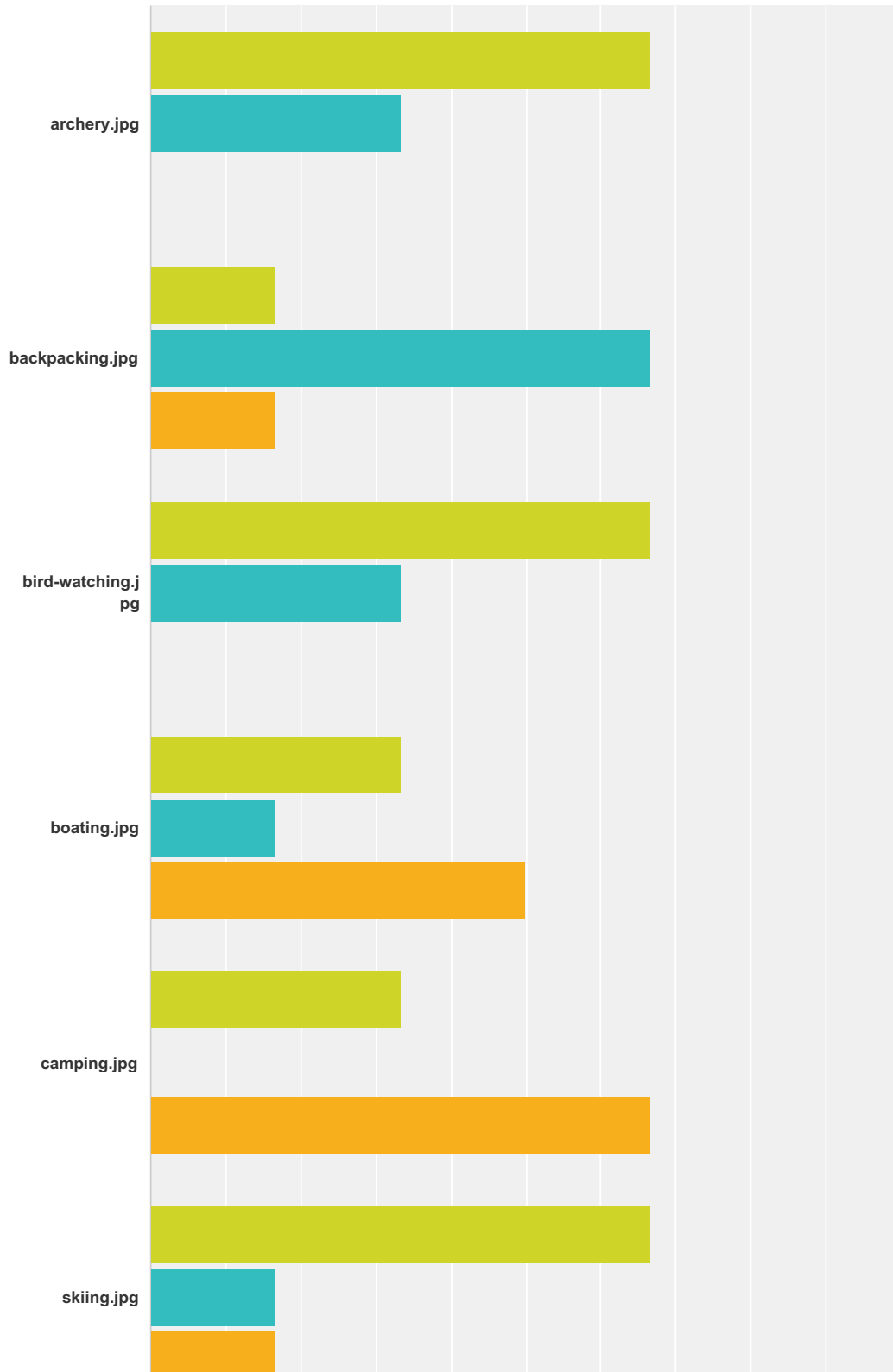


Answer Choices	Responses
White	0.00% 0
Hispanic	0.00% 0
African American	0.00% 0
Asian or Pacific Islander	0.00% 0
American Indian	0.00% 0
Mixed Race	0.00% 0
Other	0.00% 0
Other (please specify)	100.00% 6
Total	6

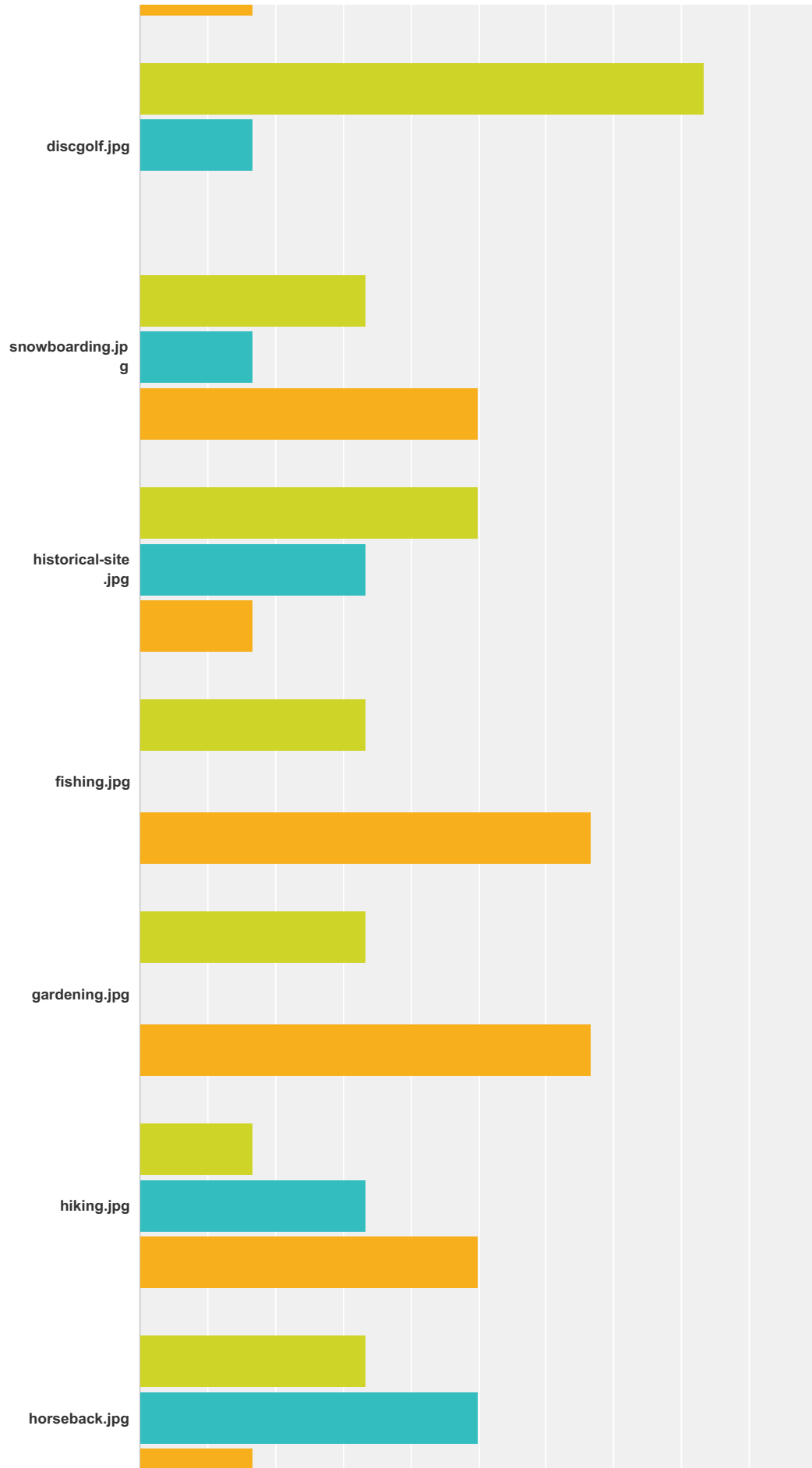
#	Other (please specify)	Date
1	mexican	3/30/2016 1:45 PM
2	Bolivian	3/30/2016 11:17 AM
3	Pokemon	3/30/2016 9:58 AM
4	Indian Irish Italian and others	3/16/2016 12:00 PM
5	German, Chinese, Scottish, Irish	3/16/2016 11:59 AM
6	Mexican American	3/16/2016 9:02 AM

Q33 Below is a list of activities available to kids and families in Western Colorado. Please indicate your level of participation in that activity:

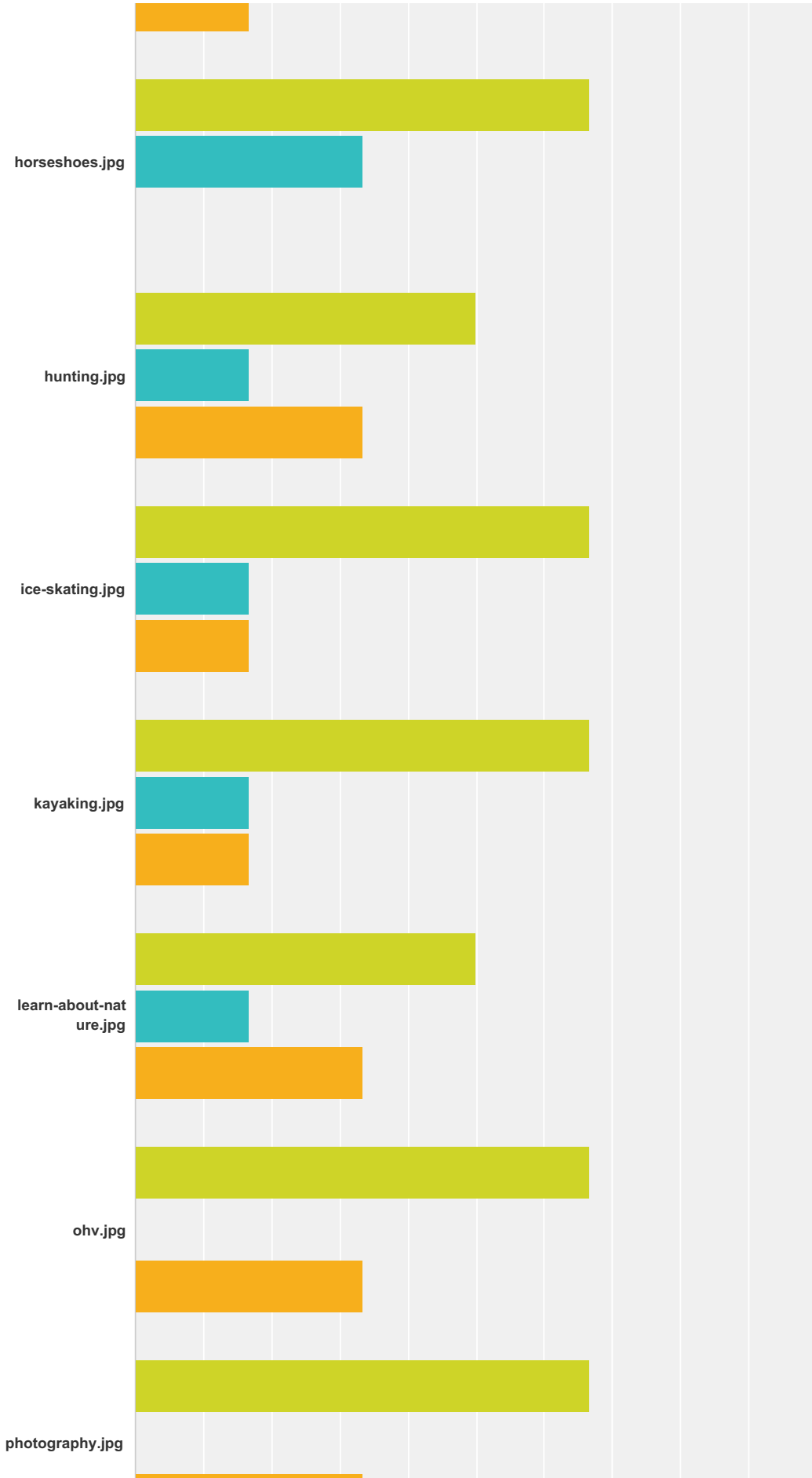
Answered: 6 Skipped: 0



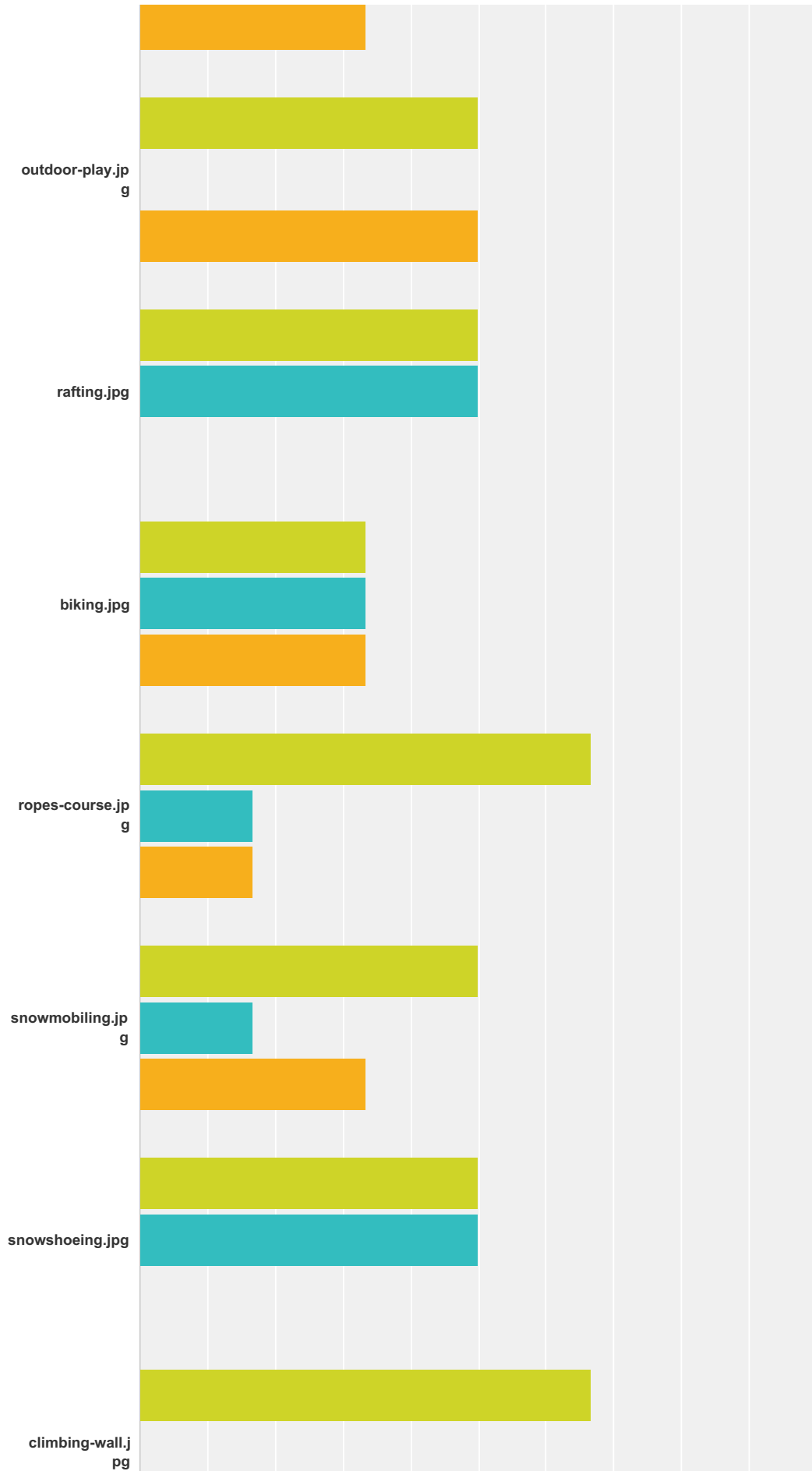
Nature Connection Survey



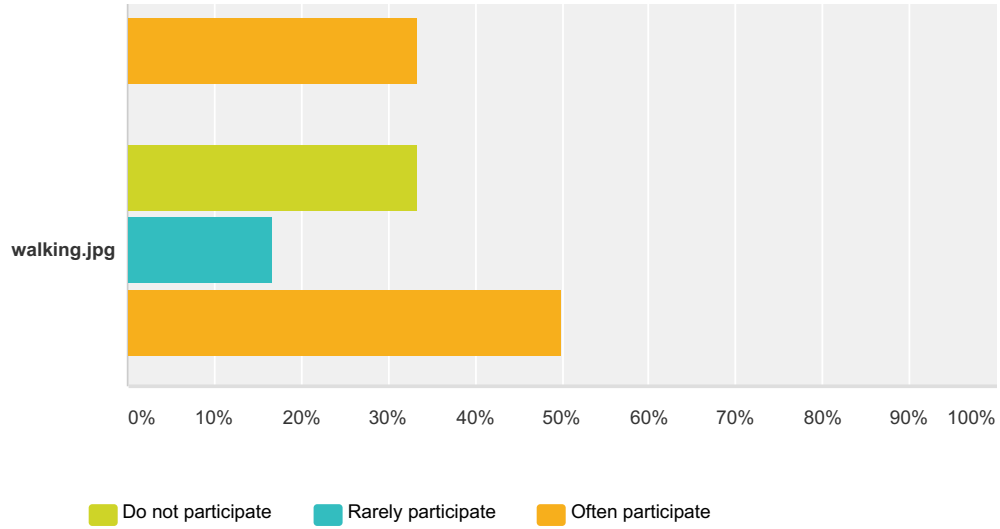
Nature Connection Survey










Nature Connection Survey















Nature Connection Survey









	Do not participate	Rarely participate	Often participate	Total
	66.67% 4	33.33% 2	0.00% 0	6
	16.67% 1	66.67% 4	16.67% 1	6
	66.67% 4	33.33% 2	0.00% 0	6
	33.33% 2	16.67% 1	50.00% 3	6
	33.33% 2	0.00% 0	66.67% 4	6
	66.67% 4	16.67% 1	16.67% 1	6
	83.33% 5	16.67% 1	0.00% 0	6
	33.33% 2	16.67% 1	50.00% 3	6

Nature Connection Survey

		50.00% 3	33.33% 2	16.67% 1	6
		33.33% 2	0.00% 0	66.67% 4	6
		33.33% 2	0.00% 0	66.67% 4	6
		16.67% 1	33.33% 2	50.00% 3	6
		33.33% 2	50.00% 3	16.67% 1	6
		66.67% 4	33.33% 2	0.00% 0	6
		50.00% 3	16.67% 1	33.33% 2	6
		66.67% 4	16.67% 1	16.67% 1	6
		66.67% 4	16.67% 1	16.67% 1	6
		50.00% 3	16.67% 1	33.33% 2	6
		66.67% 4	0.00% 0	33.33% 2	6
		66.67% 4	0.00% 0	33.33% 2	6

Nature Connection Survey

	50.00% 3	0.00% 0	50.00% 3	6
	50.00% 3	50.00% 3	0.00% 0	6
	33.33% 2	33.33% 2	33.33% 2	6
	66.67% 4	16.67% 1	16.67% 1	6
	50.00% 3	16.67% 1	33.33% 2	6
	50.00% 3	50.00% 3	0.00% 0	6
	66.67% 4	0.00% 0	33.33% 2	6
	33.33% 2	16.67% 1	50.00% 3	6

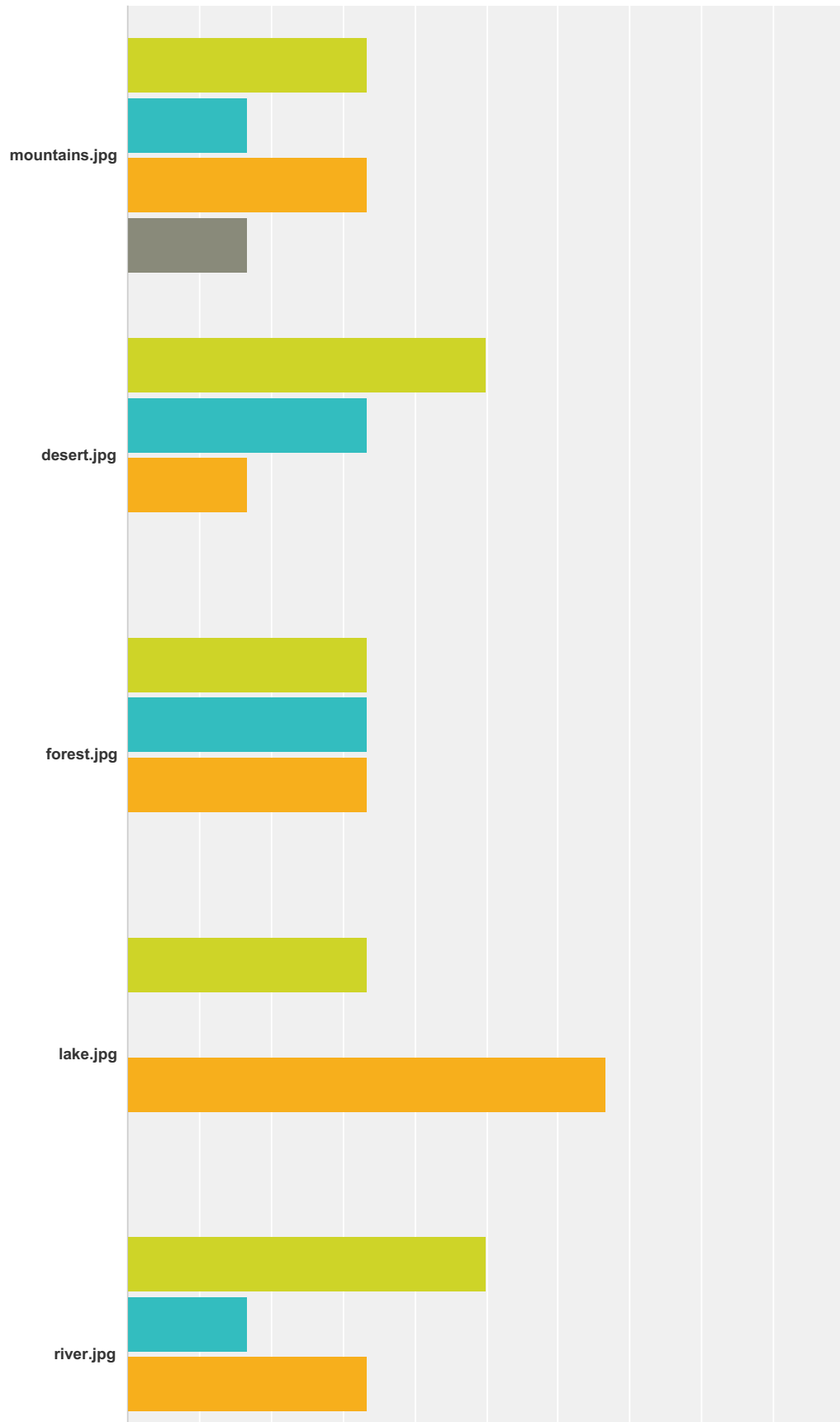
Q34 Are there any outdoor activities not listed above that you presently participate in?

Answered: 3 Skipped: 3

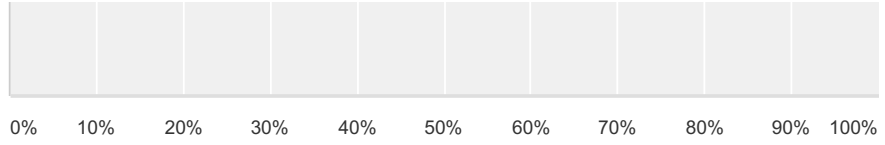
#	Responses	Date
1	footbal	3/30/2016 1:47 PM
2	Playing video games outside; Playing Magic:the Gathering outside	3/30/2016 10:00 AM
3	Soccer basketball	3/16/2016 12:01 PM

Q35 How often have you done an activity in:






Answered: 6 Skipped: 0



Nature Connection Survey

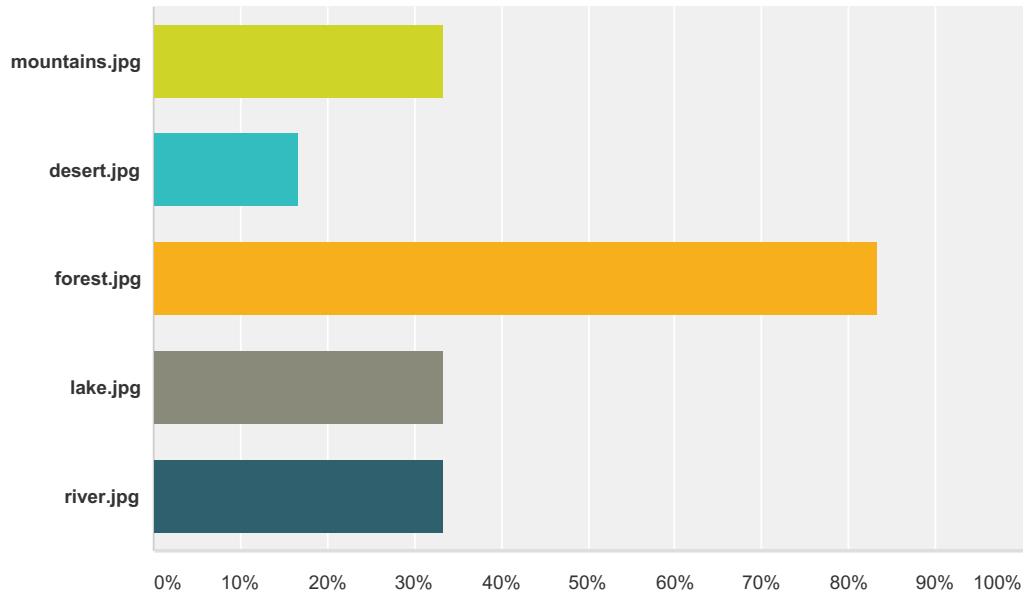







■ Never
 ■ Rarely
 ■ Often
 ■ Only on a school trip

	Never	Rarely	Often	Only on a school trip	Total
	33.33% 2	16.67% 1	33.33% 2	16.67% 1	6
	50.00% 3	33.33% 2	16.67% 1	0.00% 0	6
	33.33% 2	33.33% 2	33.33% 2	0.00% 0	6
	33.33% 2	0.00% 0	66.67% 4	0.00% 0	6
	50.00% 3	16.67% 1	33.33% 2	0.00% 0	6

**Q36 I would like to do more activities in...?
(please select your top 2 choices)**

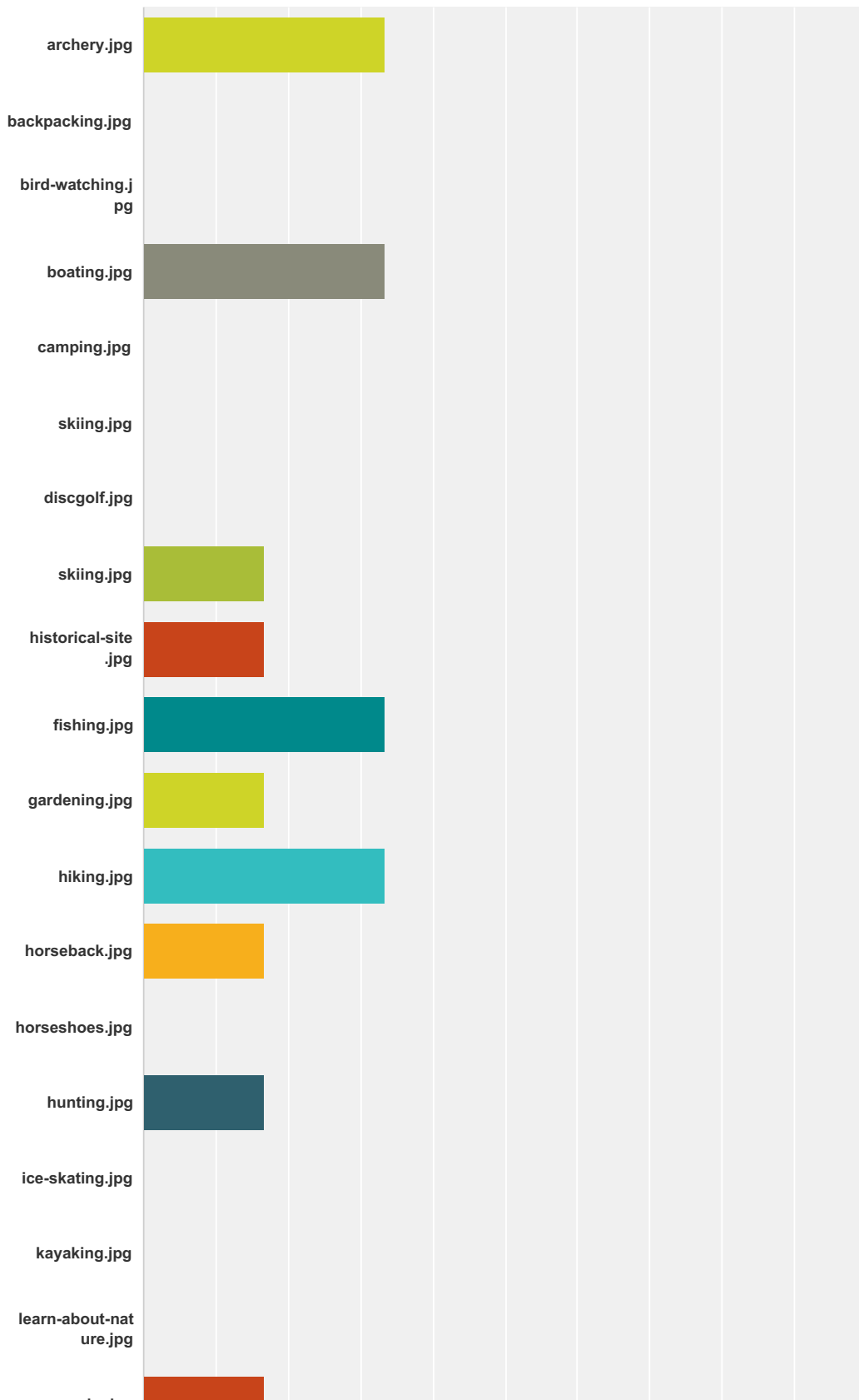
Answered: 6 Skipped: 0



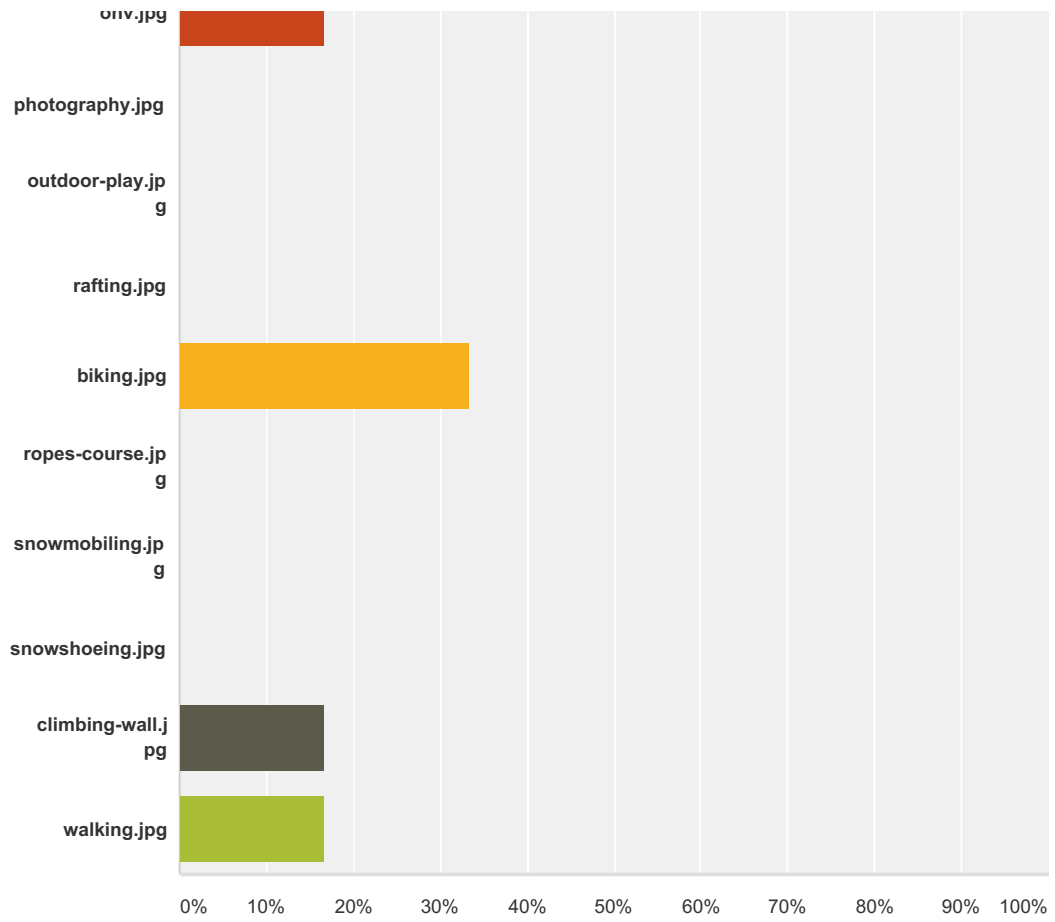
Answer Choices	Responses
	33.33% 2
	16.67% 1
	83.33% 5
	33.33% 2
	33.33% 2
Total Respondents: 6	








Q37 Please choose your 3 most favorite activities from among the following:

Answered: 6 Skipped: 0




















Nature Connection Survey







Answer Choices	Responses
	33.33% 2
	0.00% 0
	0.00% 0
	33.33% 2
	0.00% 0
	0.00% 0
	0.00% 0

Nature Connection Survey

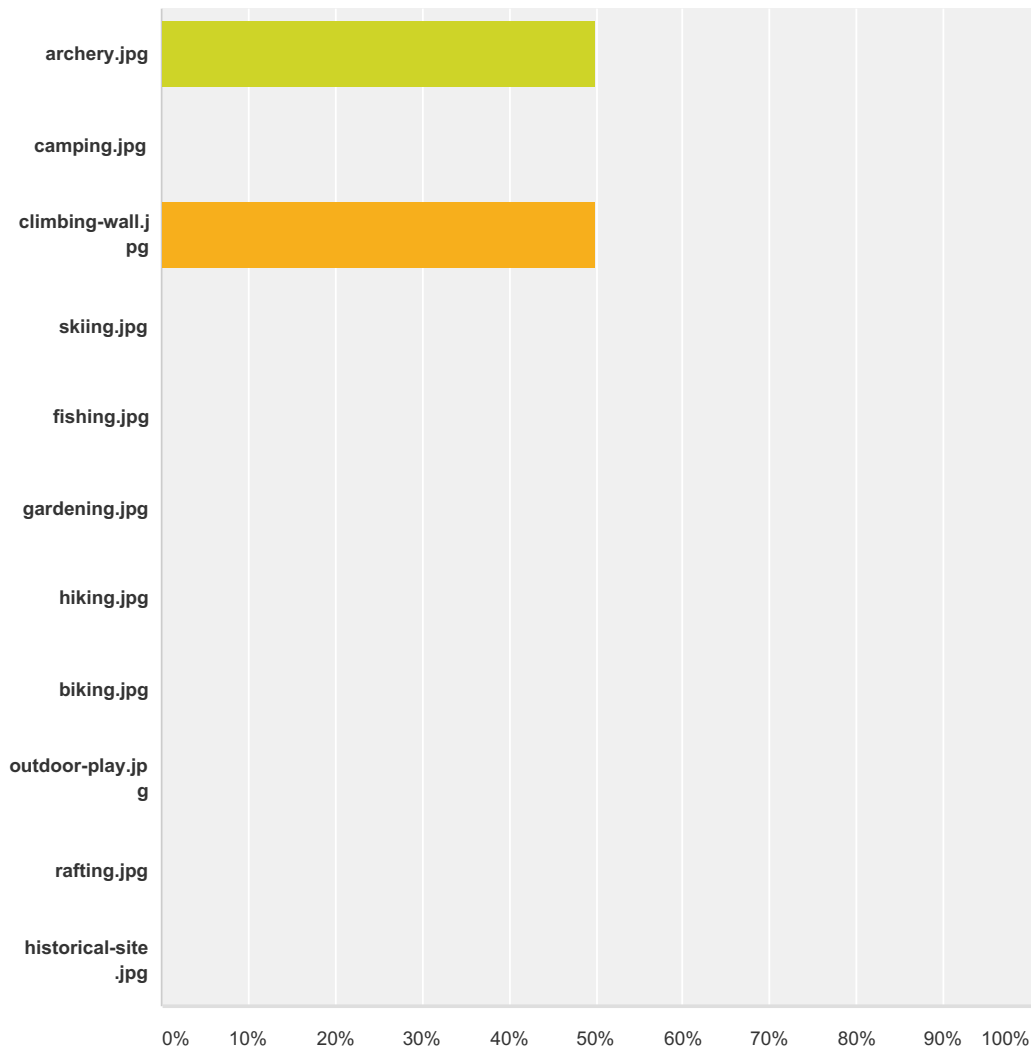
	16.67%	1
	16.67%	1
	33.33%	2
	16.67%	1
	33.33%	2
	16.67%	1
	0.00%	0
	16.67%	1
	0.00%	0
	0.00%	0
	0.00%	0
	16.67%	1
	0.00%	0
	0.00%	0
	0.00%	0
	33.33%	2
	0.00%	0





Nature Connection Survey

	0.00%	0
	0.00%	0
	16.67%	1
	16.67%	1
Total Respondents: 6		








Q38 Which new activity would you personally most like to try?

Answered: 6 Skipped: 0



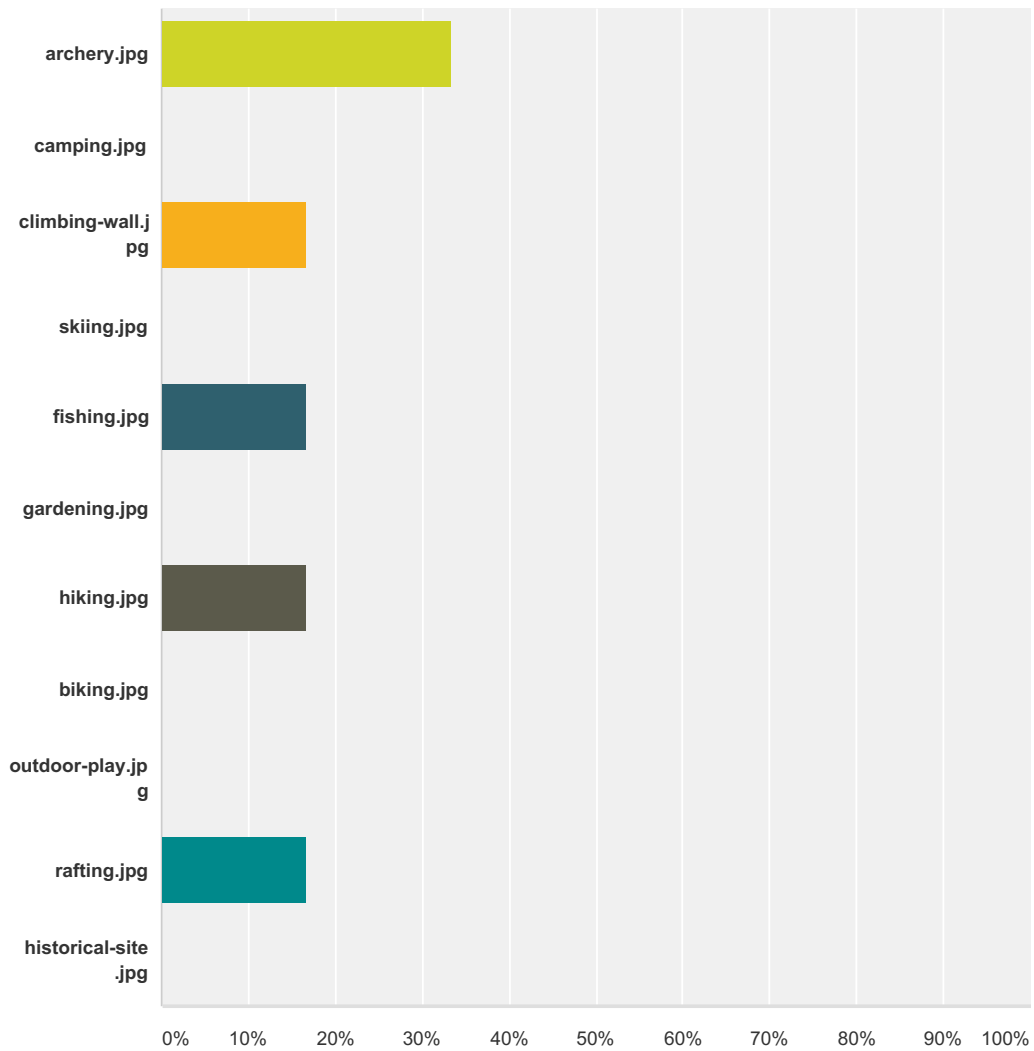
Answer Choices	Responses
	50.00% 3
	0.00% 0
	50.00% 3
	0.00% 0





Nature Connection Survey

	0.00%	0
	0.00%	0
	0.00%	0
	0.00%	0
	0.00%	0
	0.00%	0
	0.00%	0
Total		6








Q39 Which new activity would you like to try with your family?

Answered: 6 Skipped: 0



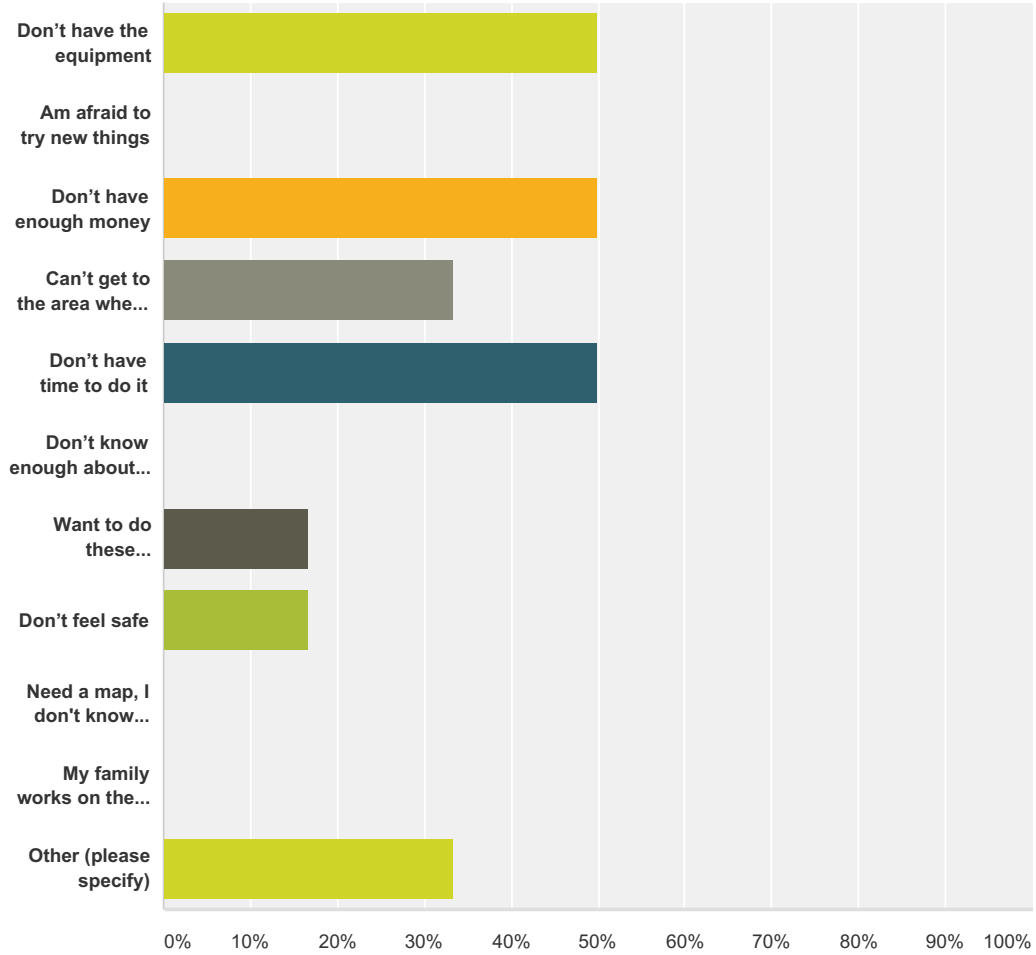
Answer Choices	Responses
	33.33% 2
	0.00% 0
	16.67% 1
	0.00% 0

Nature Connection Survey

	16.67%	1
	0.00%	0
	16.67%	1
	0.00%	0
	0.00%	0
	16.67%	1
	0.00%	0
Total		6

**Q40 What obstacles keep you (and your family) from trying new activities outdoors?
Please choose your top 3:**

Answered: 6 Skipped: 0



Answer Choices	Responses
Don't have the equipment	50.00% 3
Am afraid to try new things	0.00% 0
Don't have enough money	50.00% 3
Can't get to the area where I can do the activity (transportation is a problem)	33.33% 2
Don't have time to do it	50.00% 3
Don't know enough about the activity	0.00% 0
Want to do these activities with my friends, not by myself	16.67% 1
Don't feel safe	16.67% 1
Need a map, I don't know where to go	0.00% 0
My family works on the weekends	0.00% 0

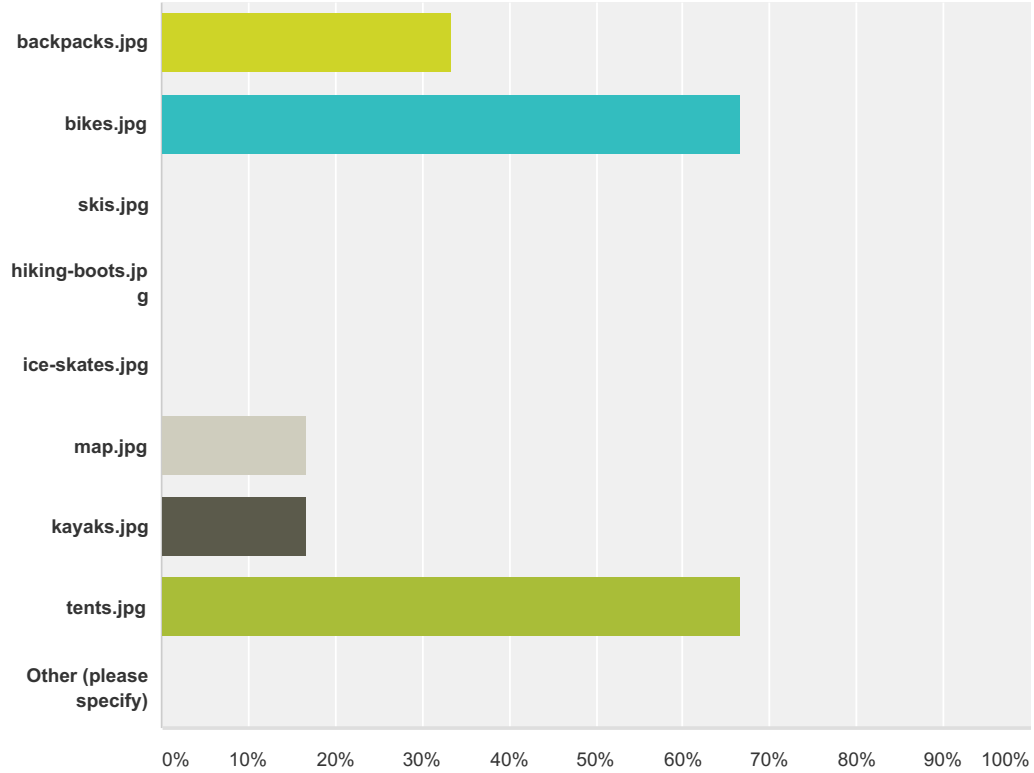
Nature Connection Survey







Other (please specify)	33.33%	2
Total Respondents: 6		

#	Other (please specify)	Date
1	sports	3/30/2016 1:52 PM
2	I don't give a flying flerbaderp	3/30/2016 10:04 AM

Q41 If this equipment were available to my family and friends, I would get outside more often... (please choose your top 3):

Answered: 6 Skipped: 0



Answer Choices	Responses
	33.33% 2
	66.67% 4
	0.00% 0
	0.00% 0
	0.00% 0
	16.67% 1

Nature Connection Survey

	16.67%	1
	66.67%	4
Other (please specify)	0.00%	0
Total Respondents: 6		

#	Other (please specify)	Date
	There are no responses.	

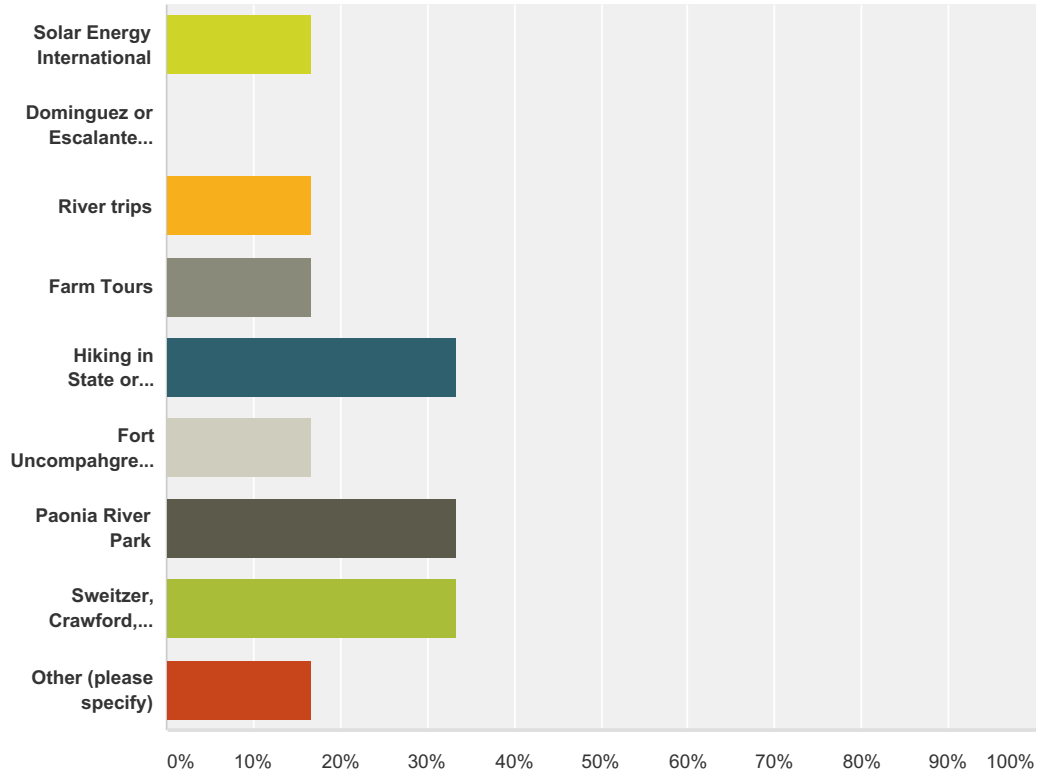
Q42 Is there any other equipment not mentioned above that you would like access to?

Answered: 1 Skipped: 5

#	Responses	Date
1	ELECTRONICS!! Or guns, guns are fun.	3/30/2016 10:06 AM

Q43 What school field trips would you like to participate in more often? (Please choose your top 3):

Answered: 6 Skipped: 0

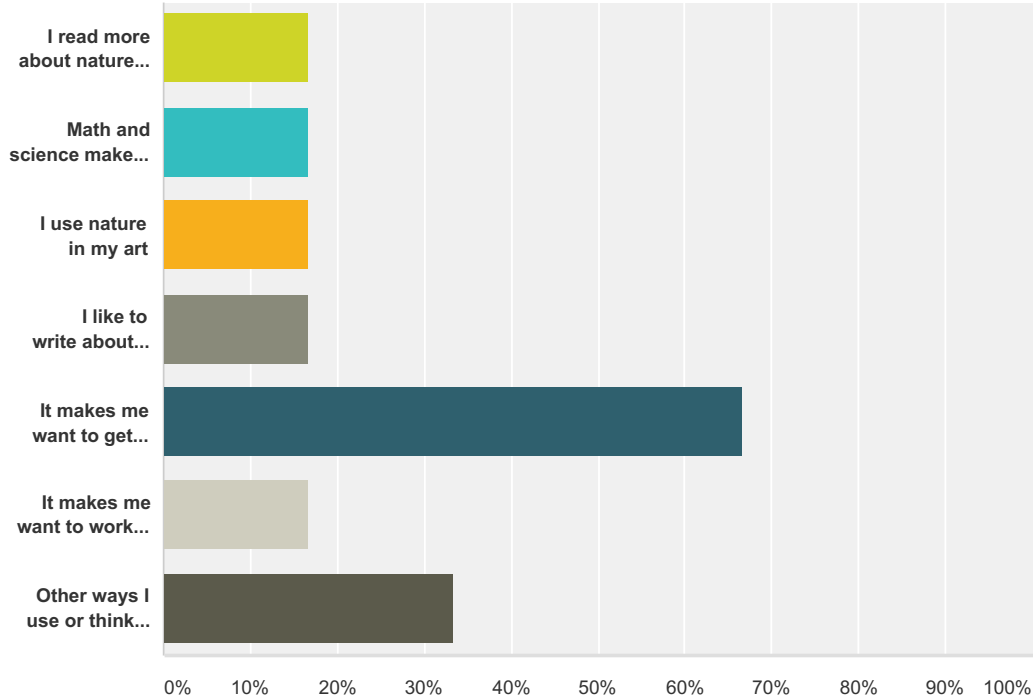


Answer Choices	Responses
Solar Energy International	16.67% 1
Dominguez or Escalante Canyon	0.00% 0
River trips	16.67% 1
Farm Tours	16.67% 1
Hiking in State or National Public Lands (like Gunnison Gorge, Grand Mesa, Uncompahgre Plateau, or the West Elks)	33.33% 2
Fort Uncompahgre Living History Museum	16.67% 1
Paonia River Park	33.33% 2
Sweitzer, Crawford, Confluence, or other lake	33.33% 2
Other (please specify)	16.67% 1
Total Respondents: 6	

#	Other (please specify)	Date
1	One to E3	3/30/2016 10:07 AM

Q44 How have your school field trips connected to your life? (Please choose your top 3):

Answered: 6 Skipped: 0



Answer Choices	Responses
I read more about nature at home or school	16.67% 1
Math and science make more sense when I see how to use them	16.67% 1
I use nature in my art	16.67% 1
I like to write about what I see, hear and experience outdoors	16.67% 1
It makes me want to get outdoors more	66.67% 4
It makes me want to work in an outdoor related field when I grow up	16.67% 1
Other ways I use or think about my school field trips:	33.33% 2
Total Respondents: 6	

#	Other ways I use or think about my school field trips:	Date
1	They haven't! My life completely consists of Staying inside preferably in a dark room playing games!	3/30/2016 10:08 AM
2	Fishing	3/16/2016 12:07 PM

Nature Connection Survey

Q45 Thank you for taking the survey. If you have any other comments you would like to share please provide them here:

Answered: 1 Skipped: 5

#	Responses	Date
1	This survey is very dumb because you are specific to one group of people. This was forced on to the students of my class no matter how inactive the students are. I am a very unhappy because this is very irrelevant to my life and it was a major waste of time. I do not care for Outdoor activities unless I need to walk the two miles to get into my town. You seriously need to add option for the people that don't care physical exertion. Also we all know that this grant "for the whole district" will only effect the Delta High School. I urge you to stop bugging me about stuff that I personally do not care about. Thank you, and have a good day.	3/30/2016 10:18 AM