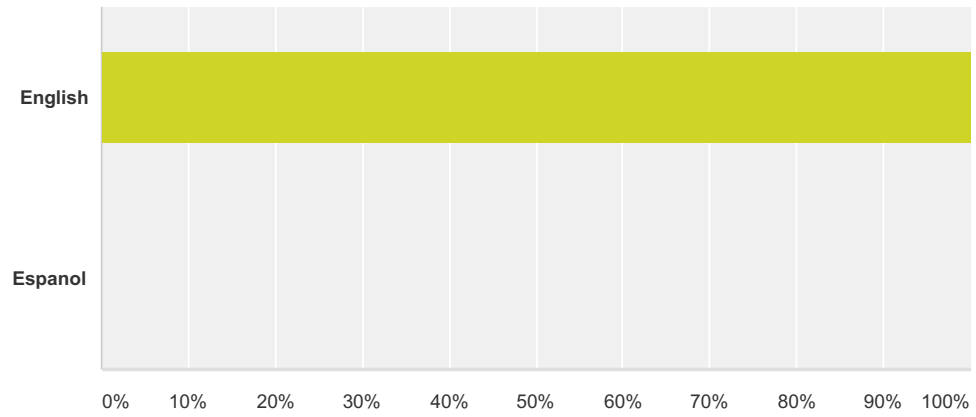


Q1 Choose your survey language:

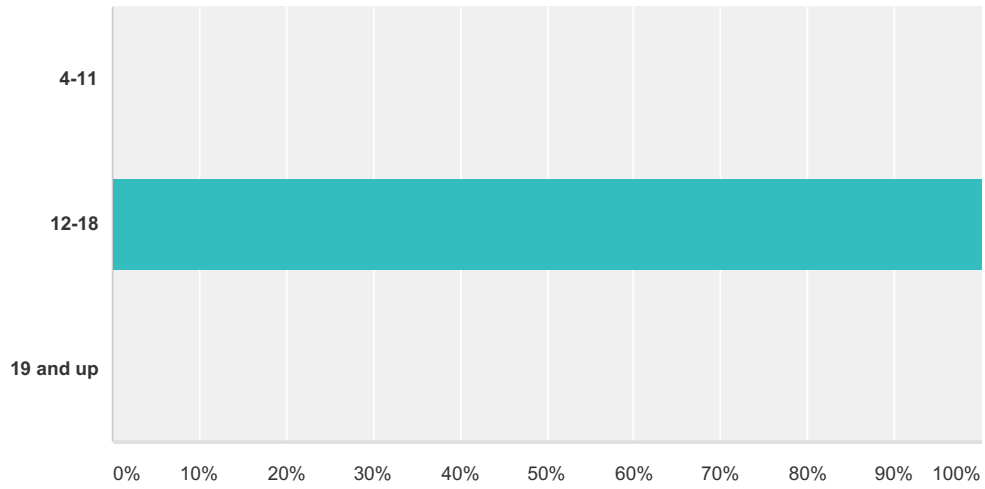
Answered: 13 Skipped: 0



Answer Choices	Responses
English	100.00% 13
Espanol	0.00% 0
Total	13

Q2 Please choose your age range:

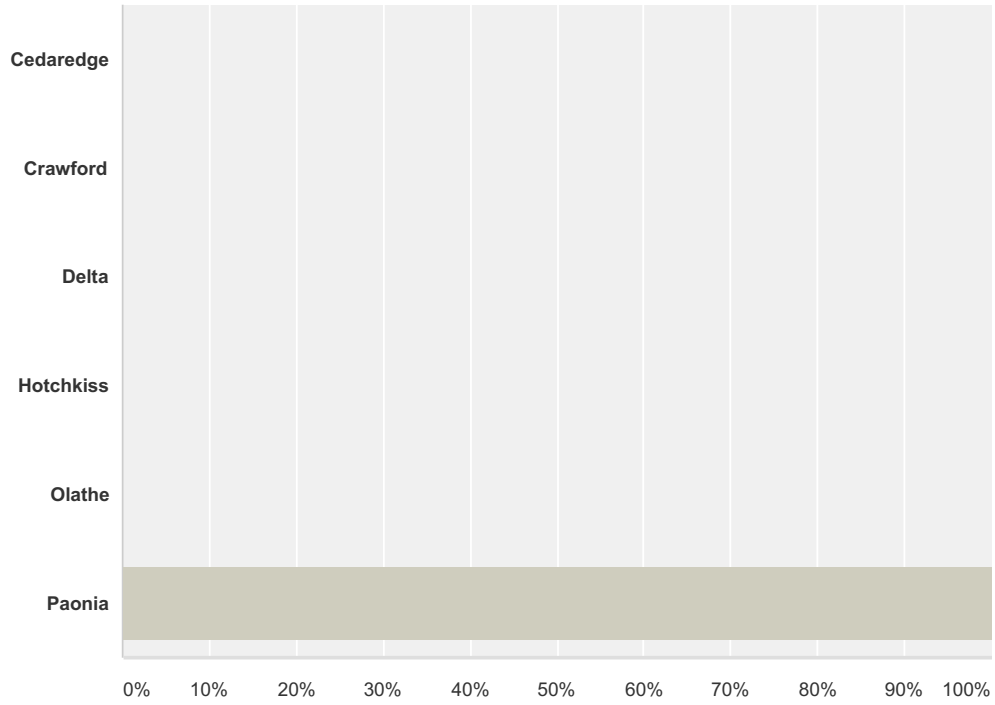
Answered: 13 Skipped: 0



Answer Choices	Responses
4-11	0.00% 0
12-18	100.00% 13
19 and up	0.00% 0
Total	13

Q31 Which town do you live closest to?

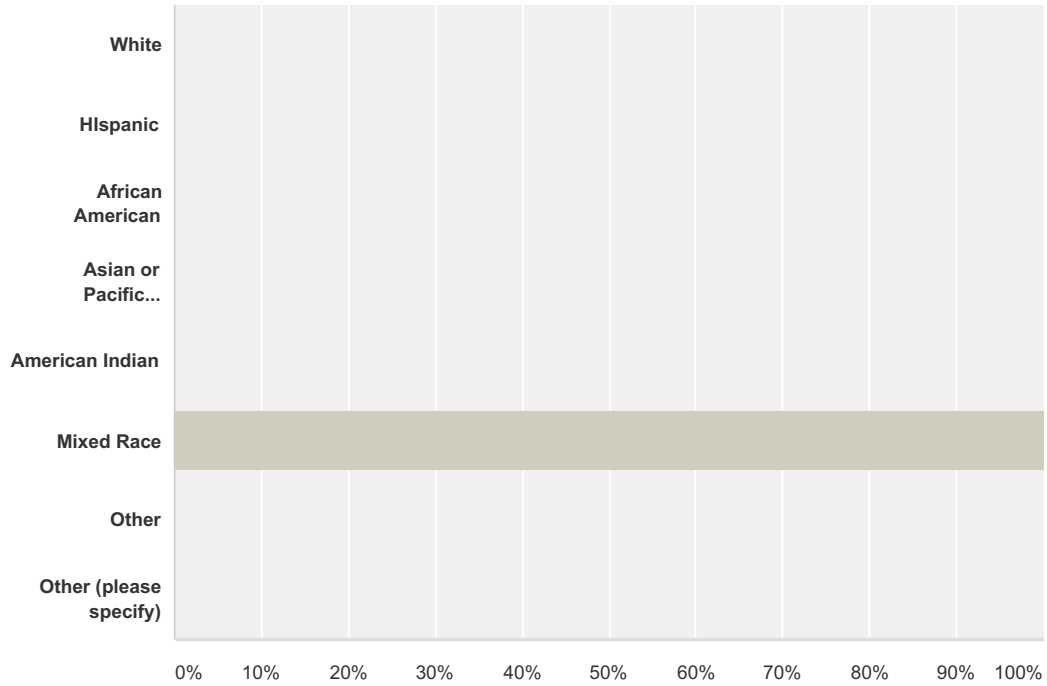
Answered: 13 Skipped: 0



Answer Choices	Responses
Cedaredge	0.00% 0
Crawford	0.00% 0
Delta	0.00% 0
Hotchkiss	0.00% 0
Olathe	0.00% 0
Paonia	100.00% 13
Total	13

Q32 What is your ethnicity?

Answered: 13 Skipped: 0

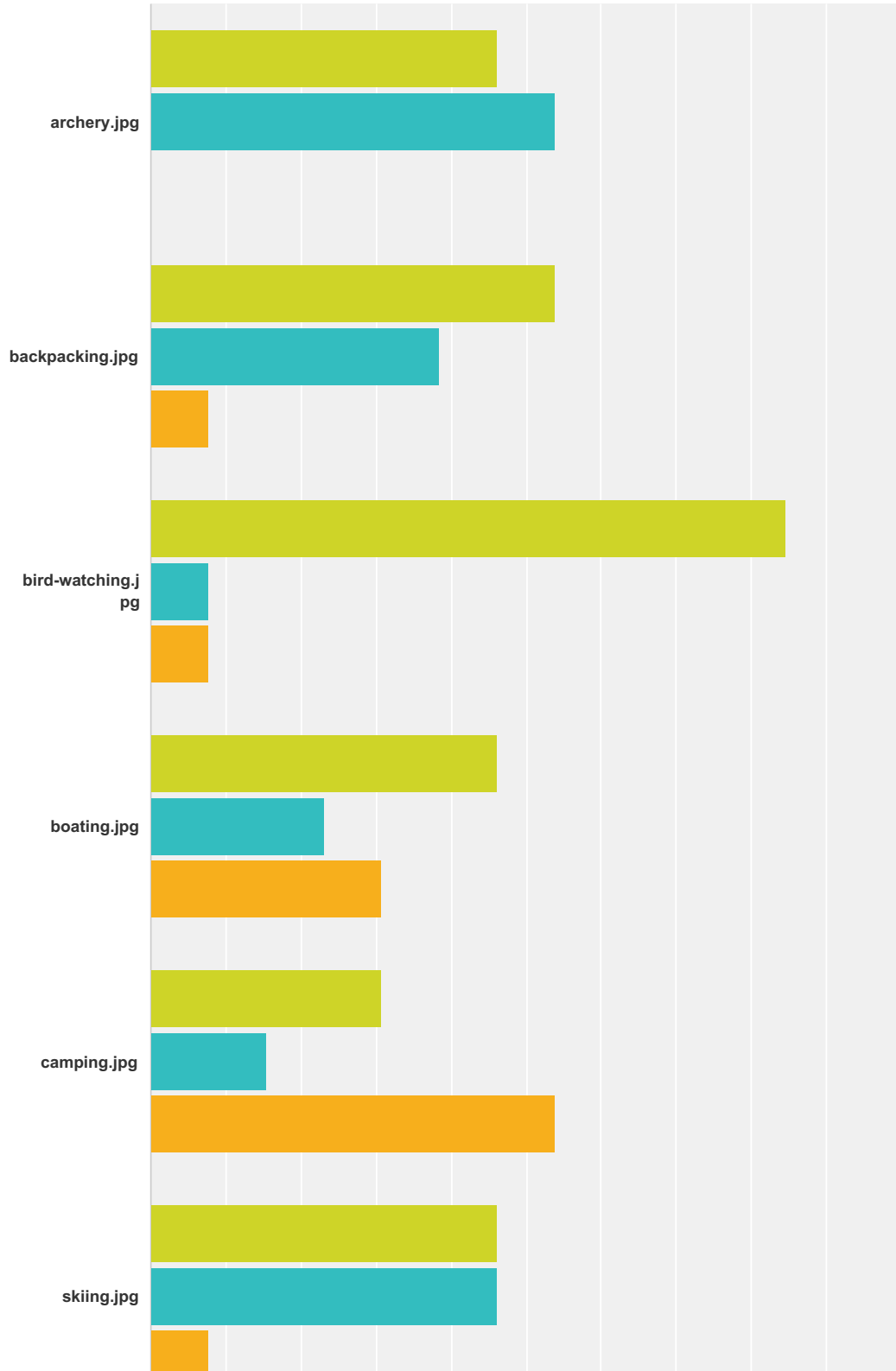


Answer Choices	Responses
White	0.00% 0
Hispanic	0.00% 0
African American	0.00% 0
Asian or Pacific Islander	0.00% 0
American Indian	0.00% 0
Mixed Race	100.00% 13
Other	0.00% 0
Other (please specify)	0.00% 0
Total	13

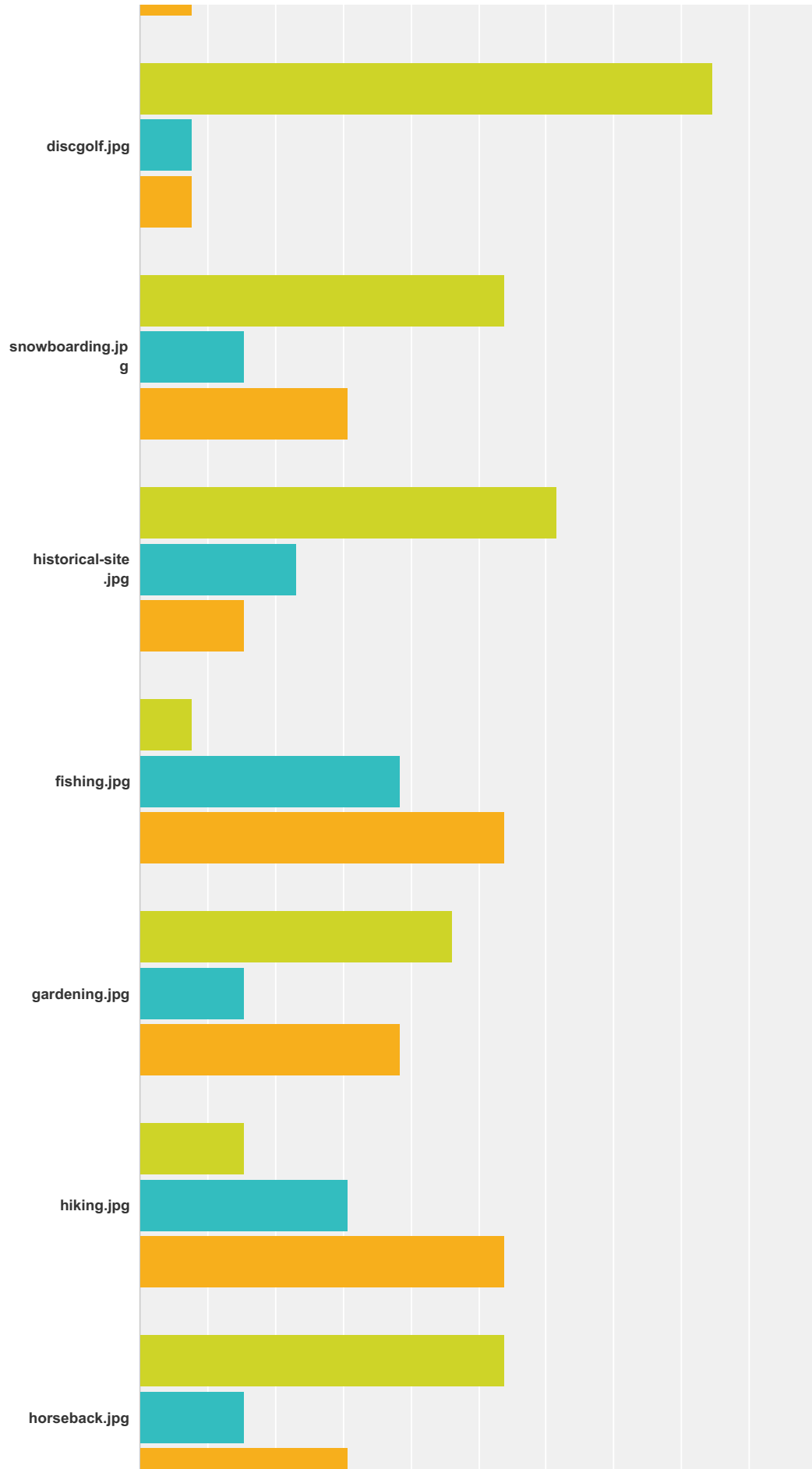
#	Other (please specify)	Date
	There are no responses.	

Q33 Below is a list of activities available to kids and families in Western Colorado. Please indicate your level of participation in that activity:

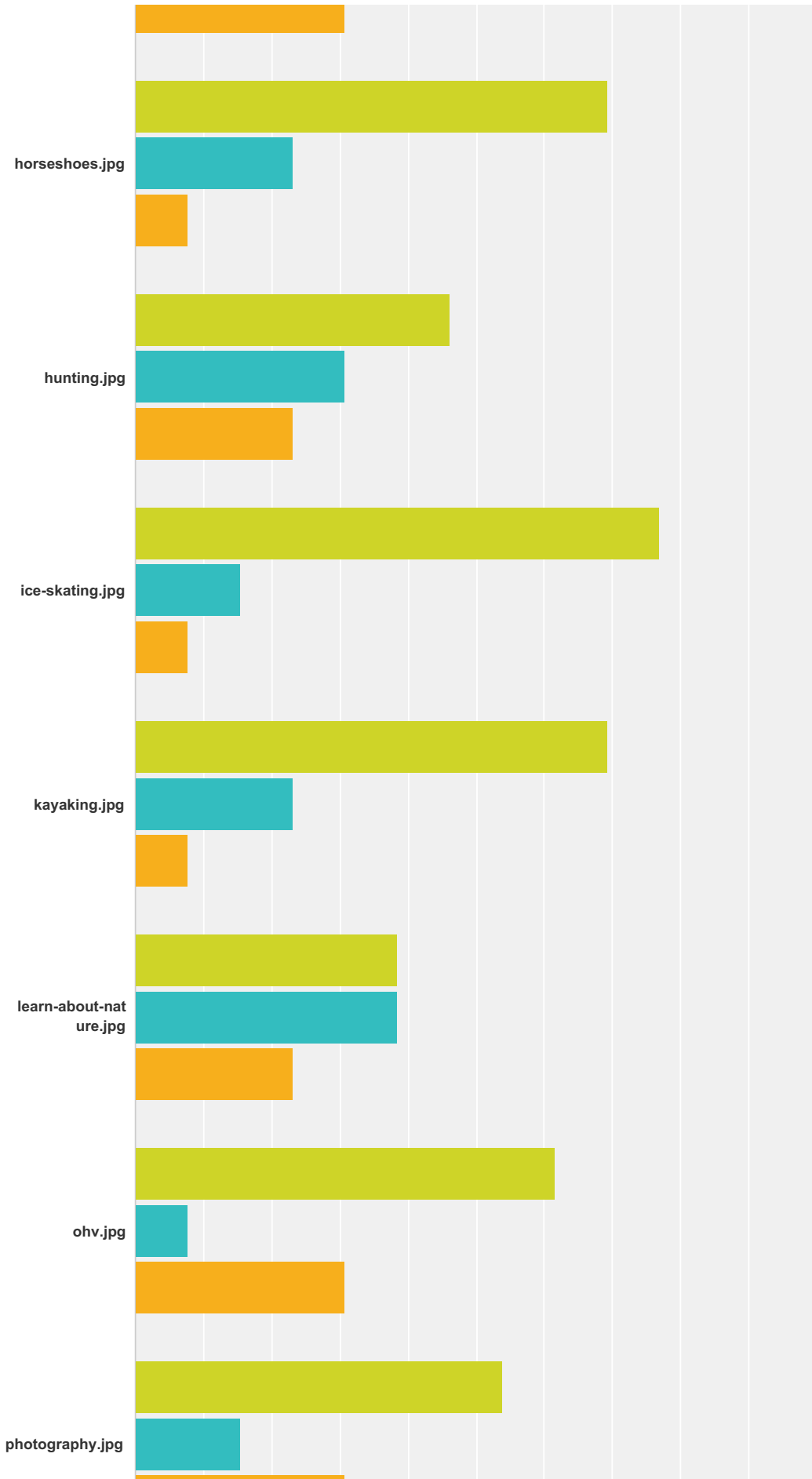
Answered: 13 Skipped: 0



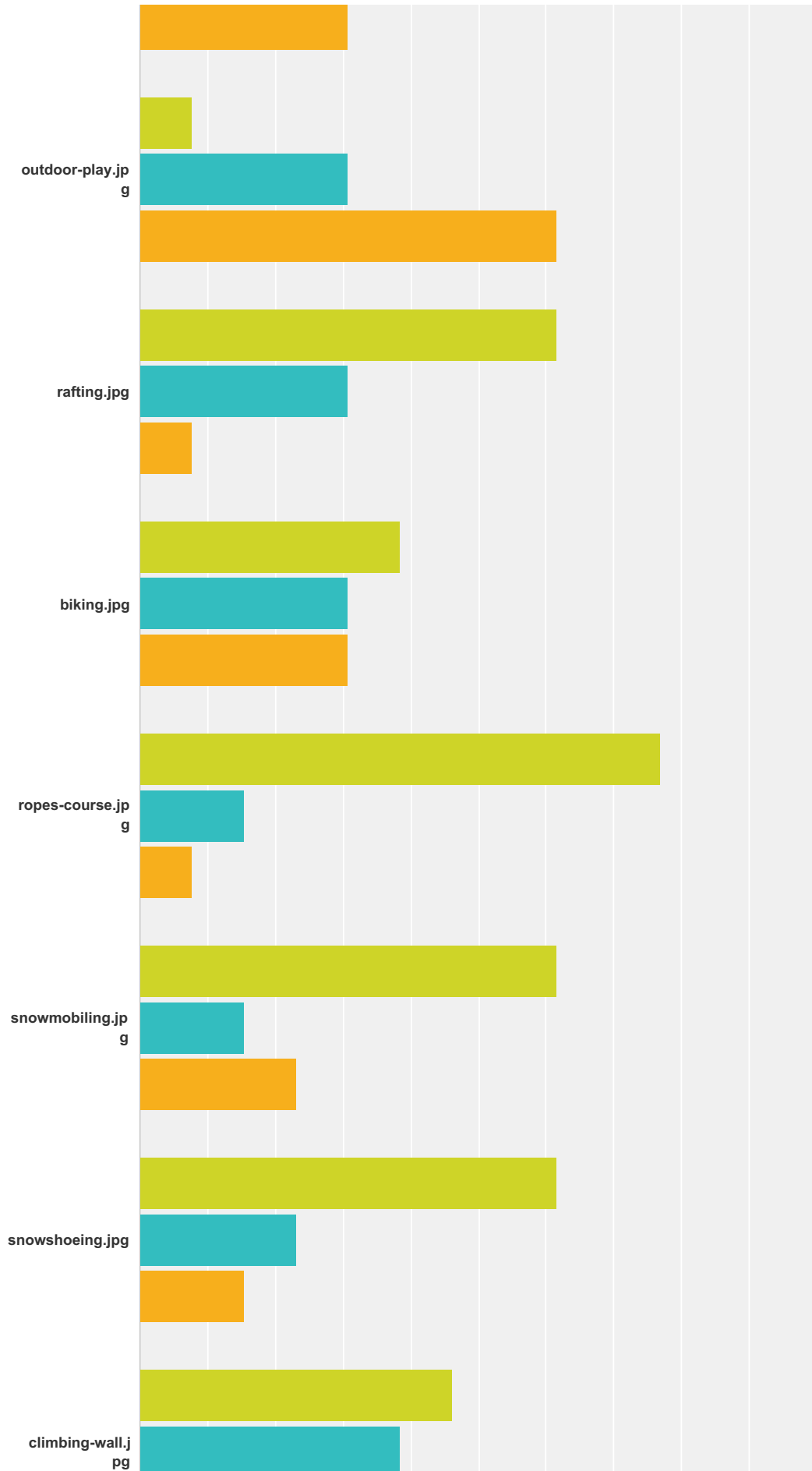
Nature Connection Survey



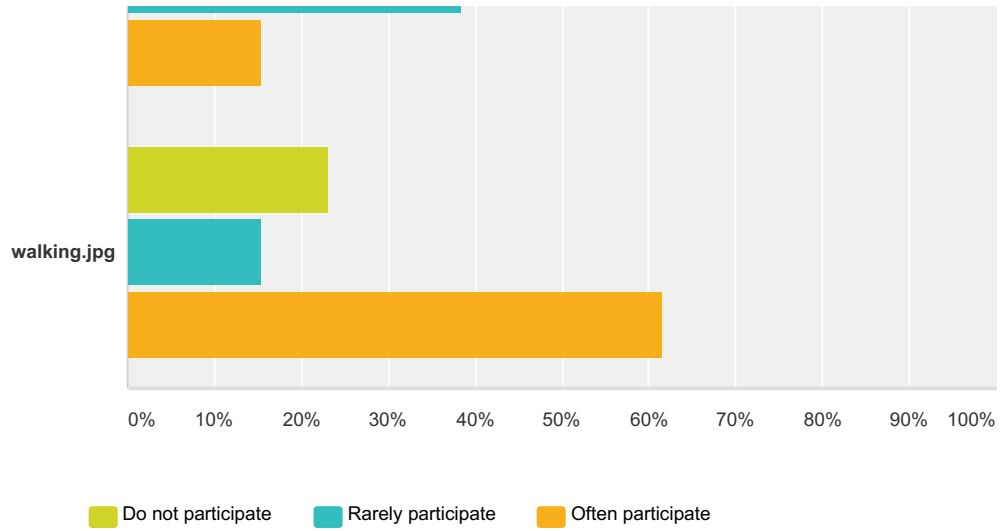
Nature Connection Survey











Nature Connection Survey















Nature Connection Survey










	Do not participate	Rarely participate	Often participate	Total
	46.15% 6	53.85% 7	0.00% 0	13
	53.85% 7	38.46% 5	7.69% 1	13
	84.62% 11	7.69% 1	7.69% 1	13
	46.15% 6	23.08% 3	30.77% 4	13
	30.77% 4	15.38% 2	53.85% 7	13
	46.15% 6	46.15% 6	7.69% 1	13
	84.62% 11	7.69% 1	7.69% 1	13
	53.85% 7	15.38% 2	30.77% 4	13

Nature Connection Survey

		61.54% 8	23.08% 3	15.38% 2	13
		7.69% 1	38.46% 5	53.85% 7	13
		46.15% 6	15.38% 2	38.46% 5	13
		15.38% 2	30.77% 4	53.85% 7	13
		53.85% 7	15.38% 2	30.77% 4	13
		69.23% 9	23.08% 3	7.69% 1	13
		46.15% 6	30.77% 4	23.08% 3	13
		76.92% 10	15.38% 2	7.69% 1	13
		69.23% 9	23.08% 3	7.69% 1	13
		38.46% 5	38.46% 5	23.08% 3	13
		61.54% 8	7.69% 1	30.77% 4	13
		53.85% 7	15.38% 2	30.77% 4	13

Nature Connection Survey

	7.69% 1	30.77% 4	61.54% 8	13
	61.54% 8	30.77% 4	7.69% 1	13
	38.46% 5	30.77% 4	30.77% 4	13
	76.92% 10	15.38% 2	7.69% 1	13
	61.54% 8	15.38% 2	23.08% 3	13
	61.54% 8	23.08% 3	15.38% 2	13
	46.15% 6	38.46% 5	15.38% 2	13
	23.08% 3	15.38% 2	61.54% 8	13

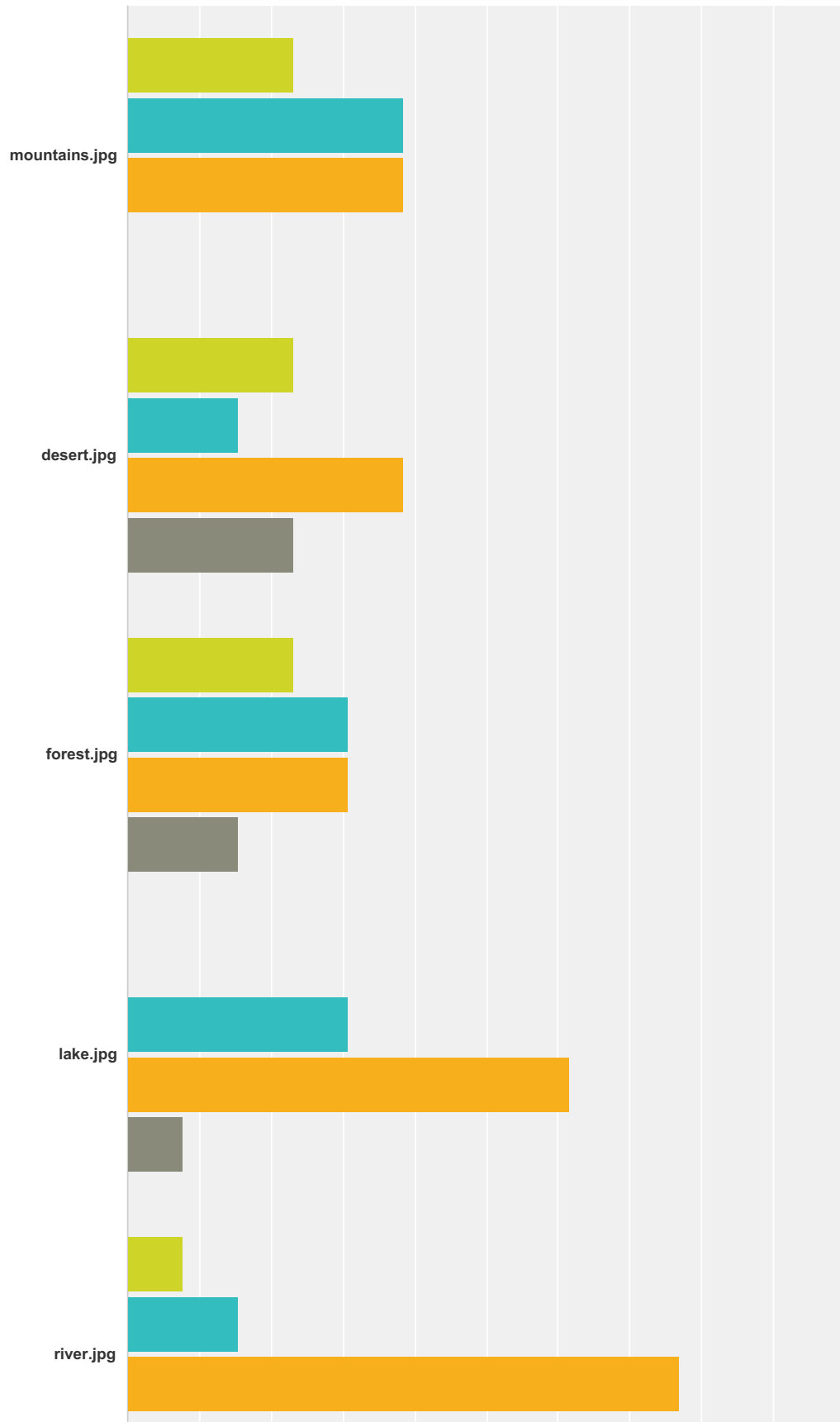
Q34 Are there any outdoor activities not listed above that you presently participate in?

Answered: 6 Skipped: 7

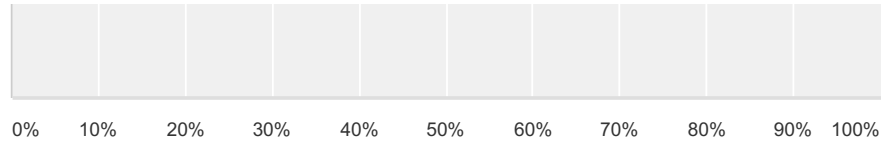
#	Responses	Date
1	Your Mom	3/30/2016 1:44 PM
2	Football skateboarding	3/16/2016 12:04 PM
3	Sports like soccer	3/16/2016 12:00 PM
4	Playing violin, saxophone, clarinet, flute and ukelele outside. And harmonica occasionally. Oh and Irish flute.	3/16/2016 9:12 AM
5	Soccer baseball	3/16/2016 9:03 AM
6	Soccer, Basketball, Football and Baseball.	2/23/2016 2:51 PM

Q35 How often have you done an activity in:




Answered: 13 Skipped: 0



Nature Connection Survey

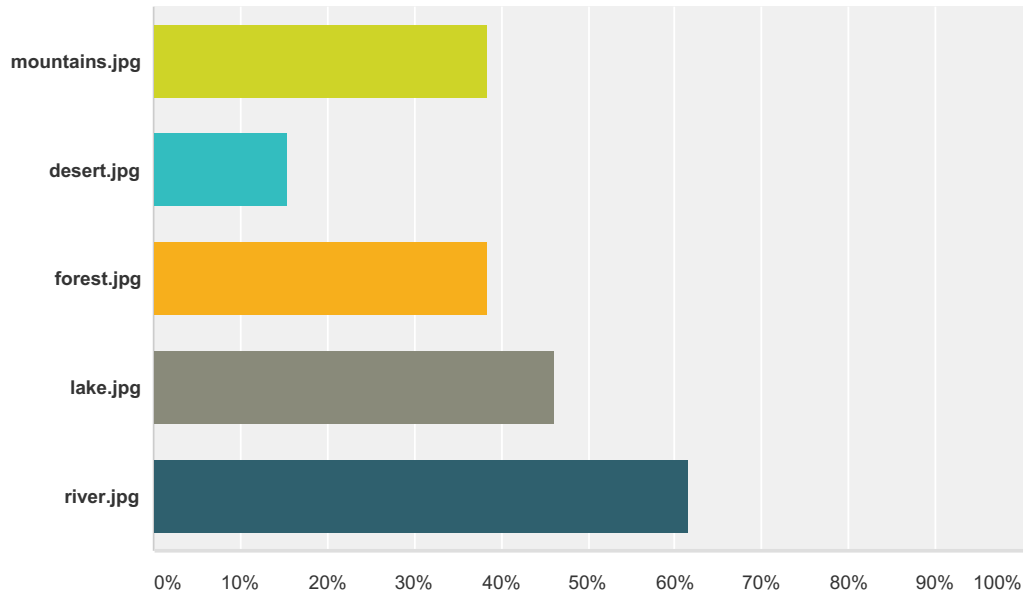







■ Never
 ■ Rarely
 ■ Often
 ■ Only on a school trip

	Never	Rarely	Often	Only on a school trip	Total
	23.08% 3	38.46% 5	38.46% 5	0.00% 0	13
	23.08% 3	15.38% 2	38.46% 5	23.08% 3	13
	23.08% 3	30.77% 4	30.77% 4	15.38% 2	13
	0.00% 0	30.77% 4	61.54% 8	7.69% 1	13
	7.69% 1	15.38% 2	76.92% 10	0.00% 0	13

**Q36 I would like to do more activities in...?
(please select your top 2 choices)**

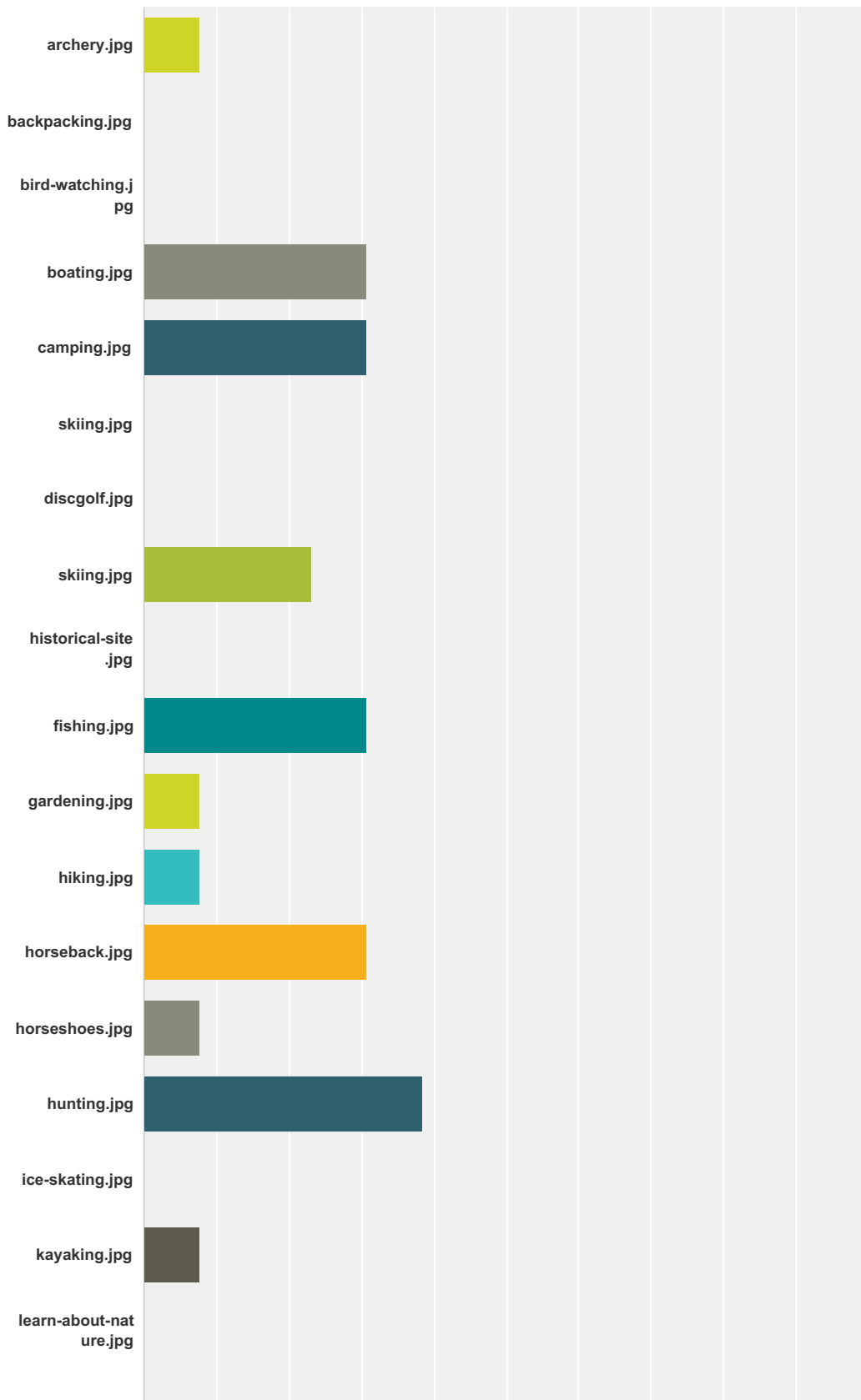
Answered: 13 Skipped: 0



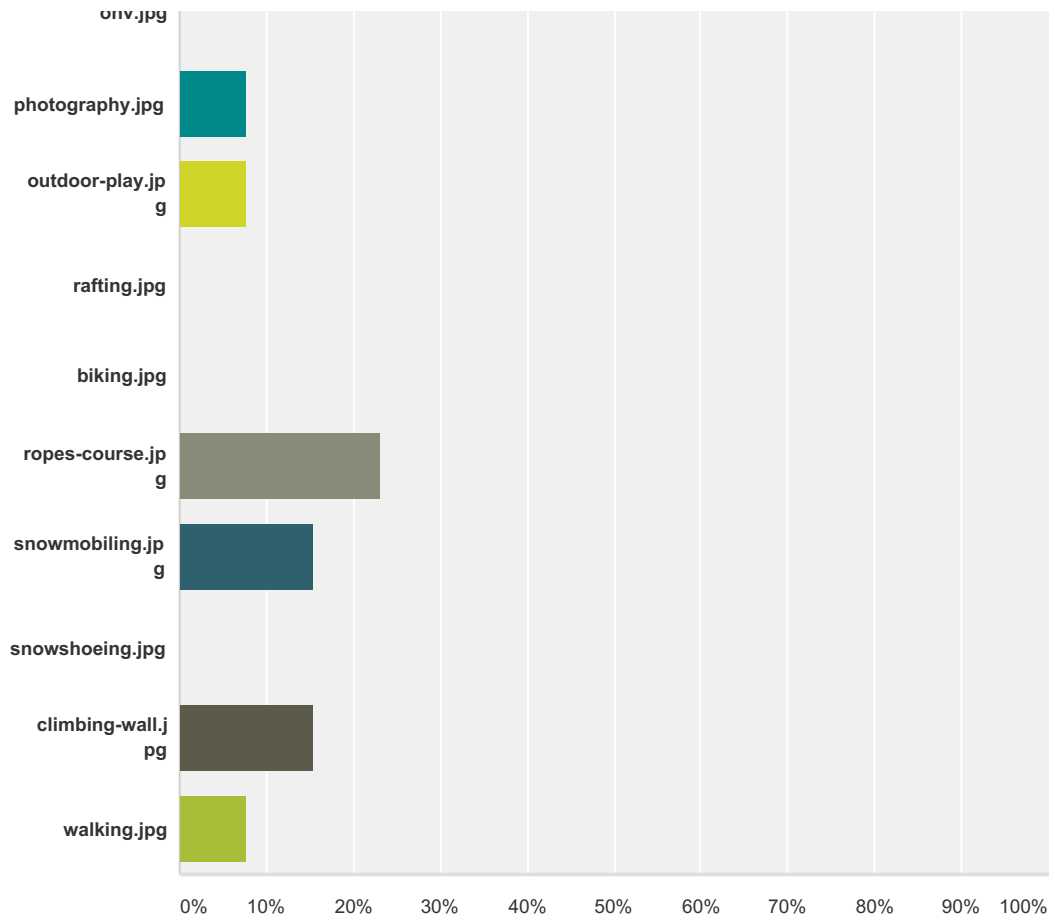
Answer Choices	Responses
	38.46% 5
	15.38% 2
	38.46% 5
	46.15% 6
	61.54% 8
Total Respondents: 13	








Q37 Please choose your 3 most favorite activities from among the following:

Answered: 13 Skipped: 0




















Nature Connection Survey



Answer Choices	Responses
	7.69% 1
	0.00% 0
	0.00% 0
	30.77% 4
	30.77% 4
	0.00% 0
	0.00% 0

Nature Connection Survey

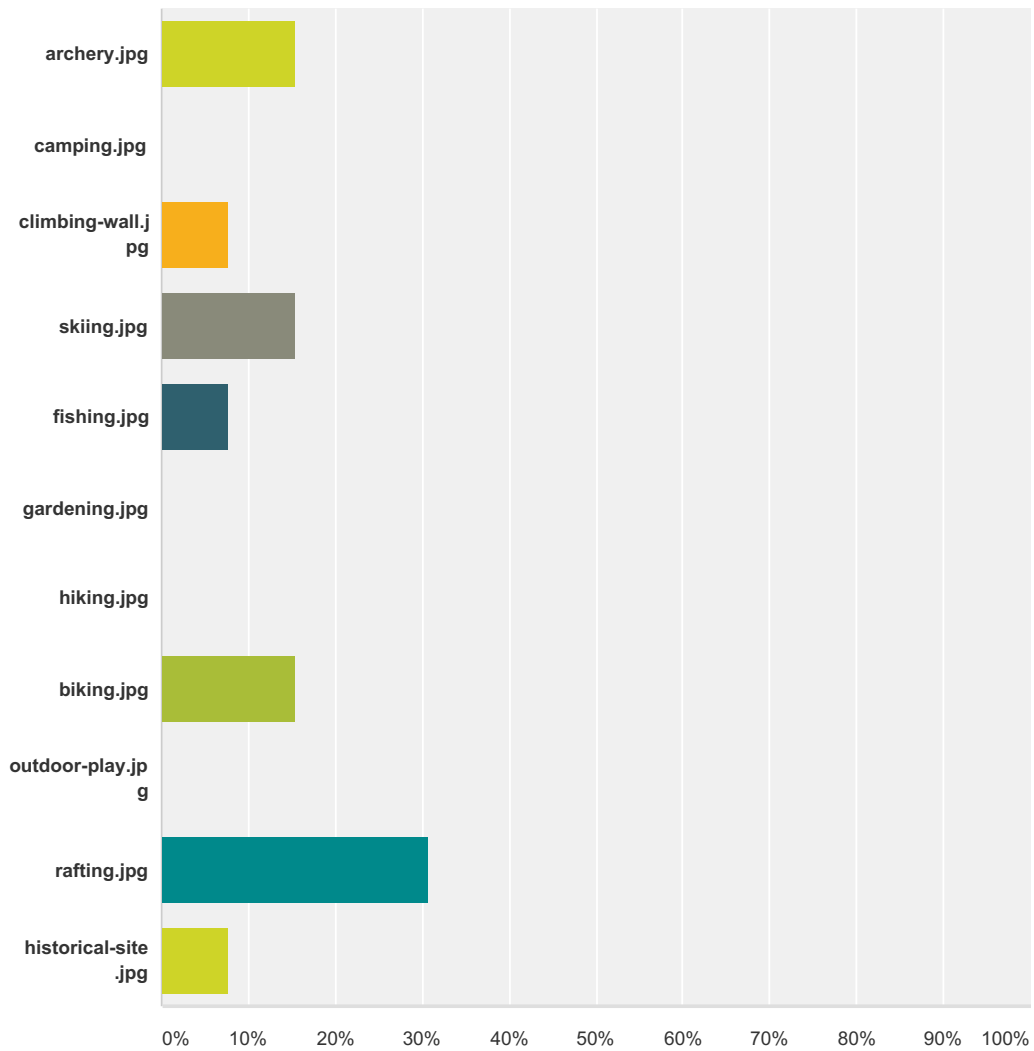
	23.08%	3
	0.00%	0
	30.77%	4
	7.69%	1
	7.69%	1
	30.77%	4
	7.69%	1
	38.46%	5
	0.00%	0
	7.69%	1
	0.00%	0
	0.00%	0
	7.69%	1
	7.69%	1
	0.00%	0
	0.00%	0
	23.08%	3





Nature Connection Survey

	15.38%	2
	0.00%	0
	15.38%	2
	7.69%	1
Total Respondents: 13		








Q38 Which new activity would you personally most like to try?

Answered: 13 Skipped: 0



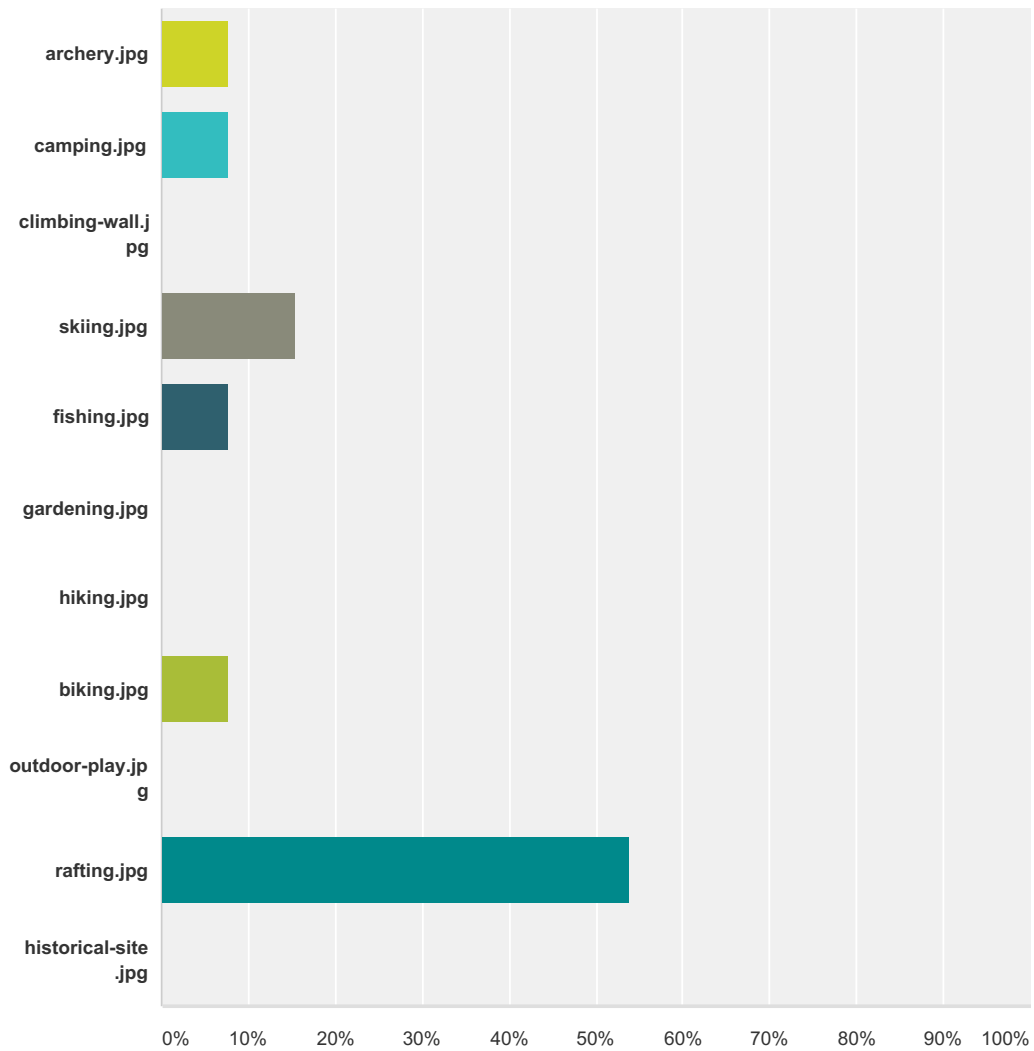
Answer Choices	Responses
	15.38% 2
	0.00% 0
	7.69% 1
	15.38% 2





Nature Connection Survey

	7.69%	1
	0.00%	0
	0.00%	0
	15.38%	2
	0.00%	0
	30.77%	4
	7.69%	1
Total		13








Q39 Which new activity would you like to try with your family?

Answered: 13 Skipped: 0



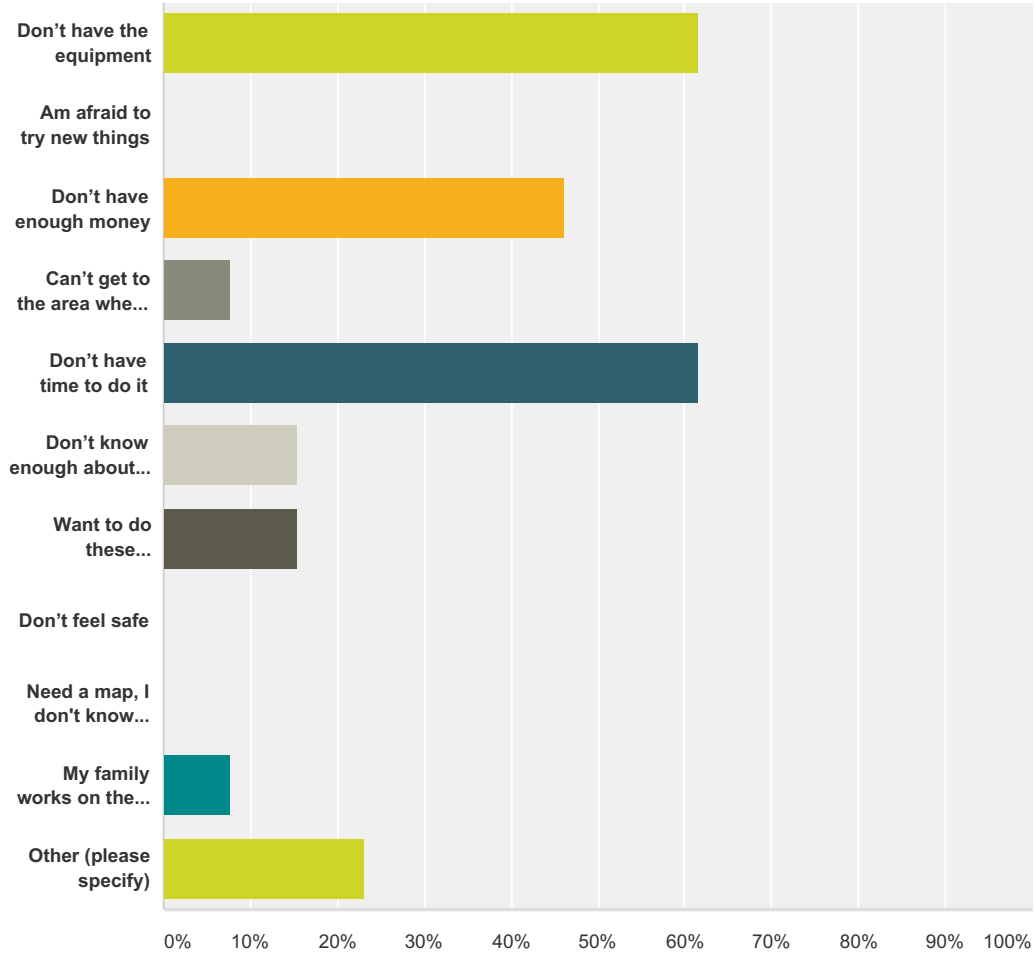
Answer Choices	Responses
	7.69% 1
	7.69% 1
	0.00% 0
	15.38% 2

Nature Connection Survey

	7.69%	1
	0.00%	0
	0.00%	0
	7.69%	1
	0.00%	0
	53.85%	7
	0.00%	0
Total		13

**Q40 What obstacles keep you (and your family) from trying new activities outdoors?
Please choose your top 3:**

Answered: 13 Skipped: 0



Answer Choices	Responses
Don't have the equipment	61.54% 8
Am afraid to try new things	0.00% 0
Don't have enough money	46.15% 6
Can't get to the area where I can do the activity (transportation is a problem)	7.69% 1
Don't have time to do it	61.54% 8
Don't know enough about the activity	15.38% 2
Want to do these activities with my friends, not by myself	15.38% 2
Don't feel safe	0.00% 0
Need a map, I don't know where to go	0.00% 0
My family works on the weekends	7.69% 1

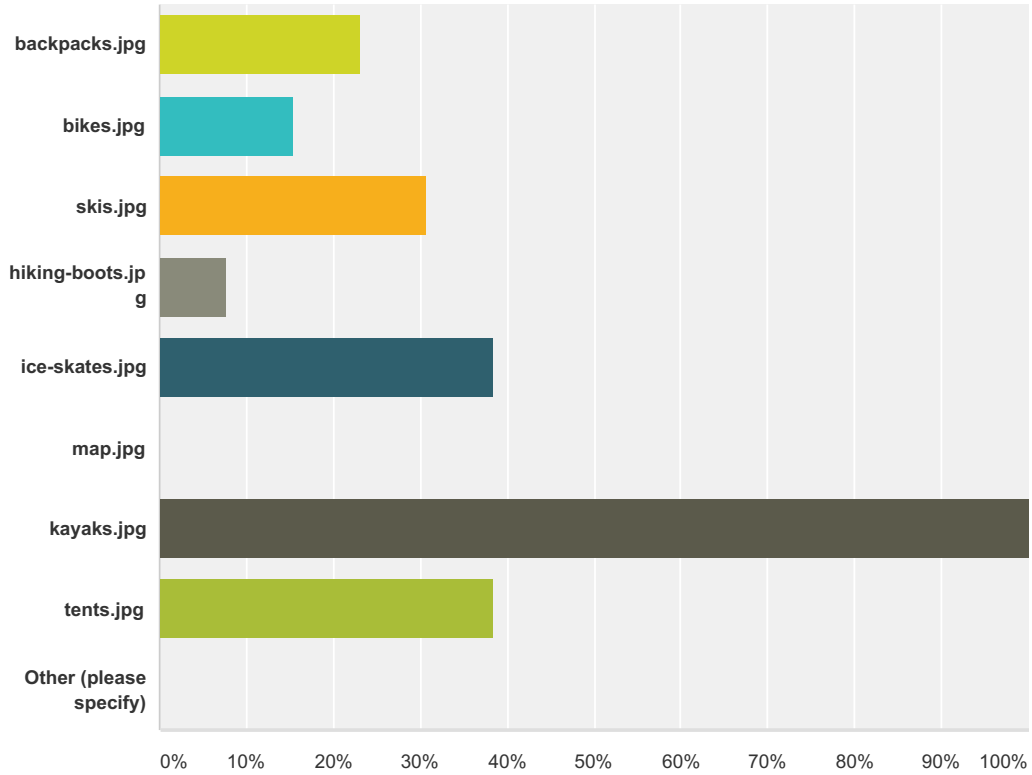
Nature Connection Survey







Other (please specify)	23.08%	3
Total Respondents: 13		

#	Other (please specify)	Date
1	Too lazy	3/30/2016 1:47 PM
2	My family has physical disabilities	3/16/2016 10:06 AM
3	My mom has a disability that keeps us all from going outside.	3/16/2016 9:14 AM

Q41 If this equipment were available to my family and friends, I would get outside more often... (please choose your top 3):

Answered: 13 Skipped: 0



Answer Choices	Responses
	23.08% 3
	15.38% 2
	30.77% 4
	7.69% 1
	38.46% 5
	0.00% 0

Nature Connection Survey

	100.00%	13
	38.46%	5
Other (please specify)	0.00%	0
Total Respondents: 13		

#	Other (please specify)	Date
	There are no responses.	

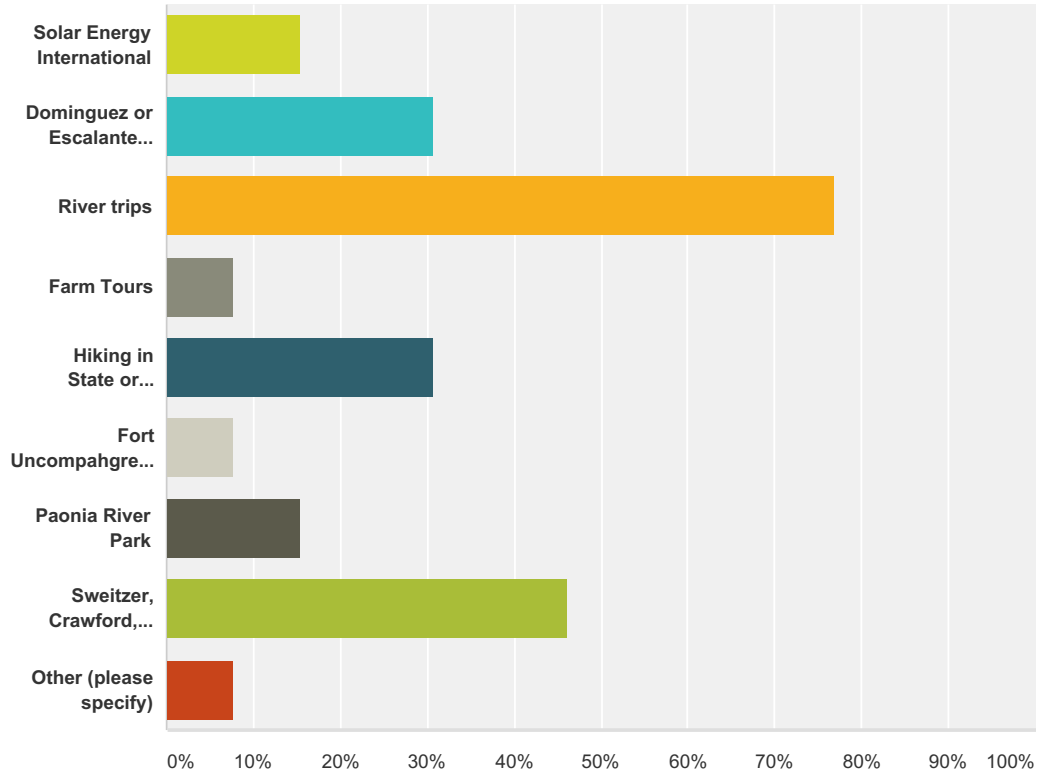
Q42 Is there any other equipment not mentioned above that you would like access to?

Answered: 1 Skipped: 12

#	Responses	Date
1	Wifi	3/30/2016 1:49 PM

Q43 What school field trips would you like to participate in more often? (Please choose your top 3):

Answered: 13 Skipped: 0

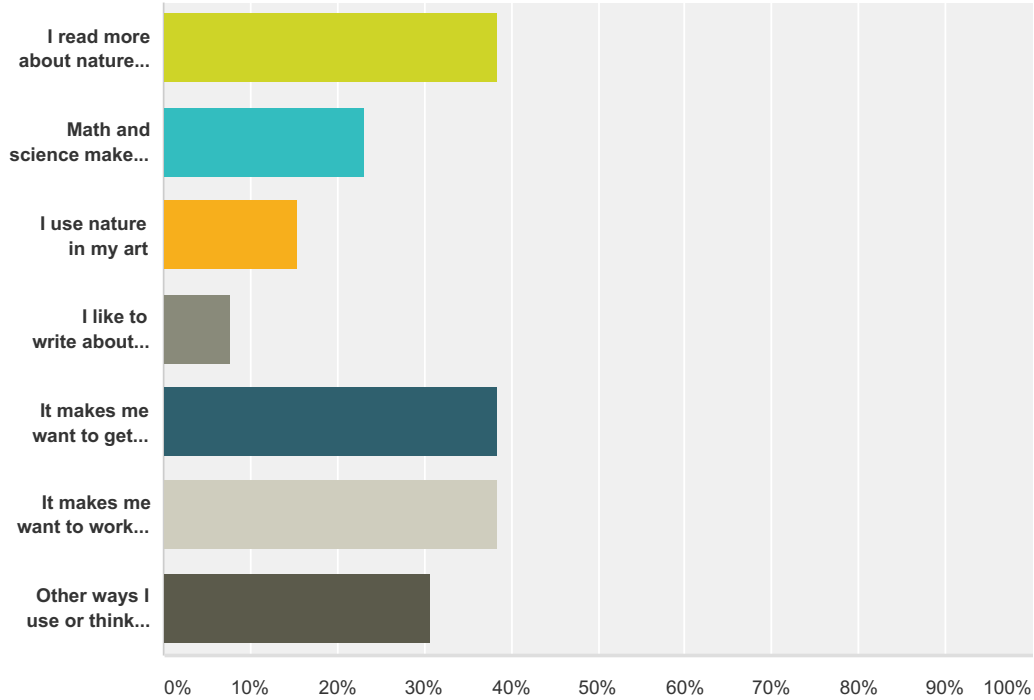


Answer Choices	Responses
Solar Energy International	15.38% 2
Dominguez or Escalante Canyon	30.77% 4
River trips	76.92% 10
Farm Tours	7.69% 1
Hiking in State or National Public Lands (like Gunnison Gorge, Grand Mesa, Uncompahgre Plateau, or the West Elks)	30.77% 4
Fort Uncompahgre Living History Museum	7.69% 1
Paonia River Park	15.38% 2
Sweitzer, Crawford, Confluence, or other lake	46.15% 6
Other (please specify)	7.69% 1
Total Respondents: 13	

#	Other (please specify)	Date
1	Musical	3/16/2016 9:15 AM

Q44 How have your school field trips connected to your life? (Please choose your top 3):

Answered: 13 Skipped: 0



Answer Choices	Responses
I read more about nature at home or school	38.46% 5
Math and science make more sense when I see how to use them	23.08% 3
I use nature in my art	15.38% 2
I like to write about what I see, hear and experience outdoors	7.69% 1
It makes me want to get outdoors more	38.46% 5
It makes me want to work in an outdoor related field when I grow up	38.46% 5
Other ways I use or think about my school field trips:	30.77% 4
Total Respondents: 13	

#	Other ways I use or think about my school field trips:	Date
1	I haven't been on one in 6 years	3/30/2016 1:50 PM
2	They really havent	3/16/2016 12:06 PM
3	The Montessori went to Denver for a field trip and it was really fun because you get freedom to roam around the camp site and in public school you are stuck with someone there always telling you what to do	3/16/2016 12:04 PM
4	Nothing	3/16/2016 10:07 AM

Q45 Thank you for taking the survey. If you have any other comments you would like to share please provide them here:

Answered: 2 Skipped: 11

#	Responses	Date
1	Dhsjh	3/16/2016 12:12 PM
2	I have only taken about 5 school field trip in my whole life	3/16/2016 12:05 PM