

Q1 Choose your survey language:

Answered: 14 Skipped: 0



Answer Choices	Responses
English	100.00% 14
Espanol	0.00% 0
Total	14

Q2 Please choose your age range:

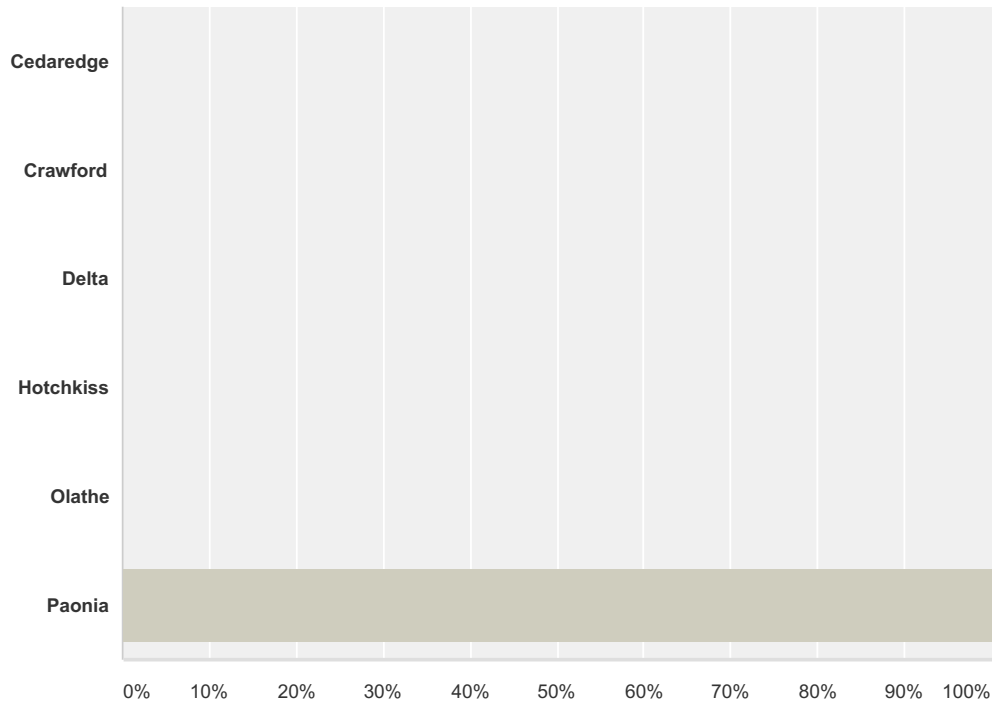
Answered: 14 Skipped: 0



Answer Choices	Responses
4-11	0.00% 0
12-18	100.00% 14
19 and up	0.00% 0
Total	14

Q31 Which town do you live closest to?

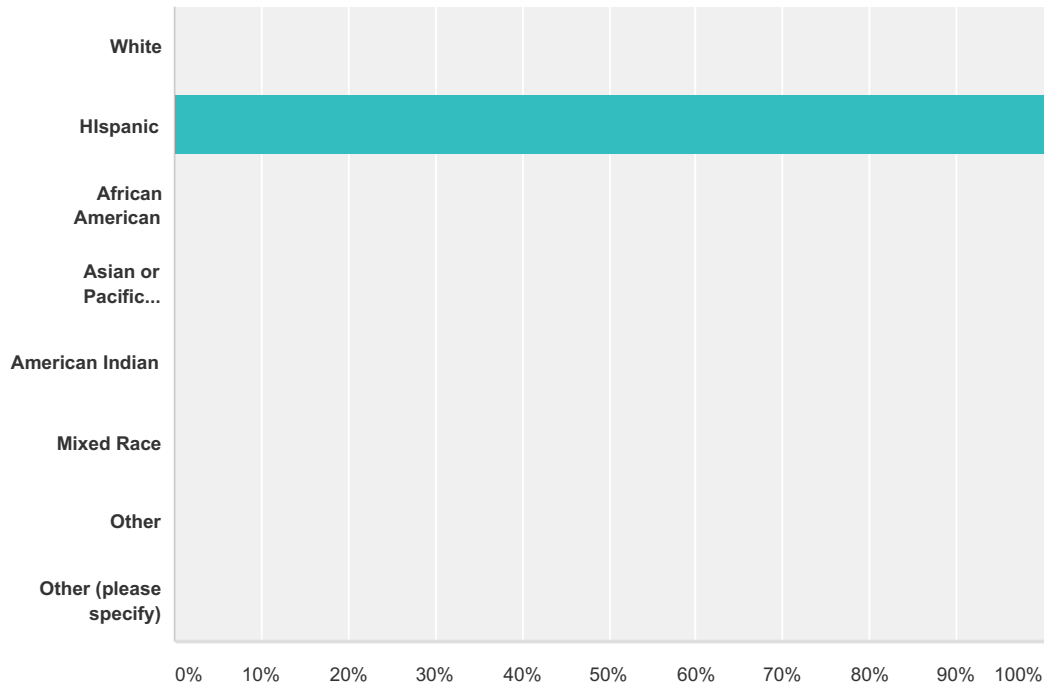
Answered: 14 Skipped: 0



Answer Choices	Responses
Cedaredge	0.00% 0
Crawford	0.00% 0
Delta	0.00% 0
Hotchkiss	0.00% 0
Olathe	0.00% 0
Paonia	100.00% 14
Total	14

Q32 What is your ethnicity?

Answered: 14 Skipped: 0

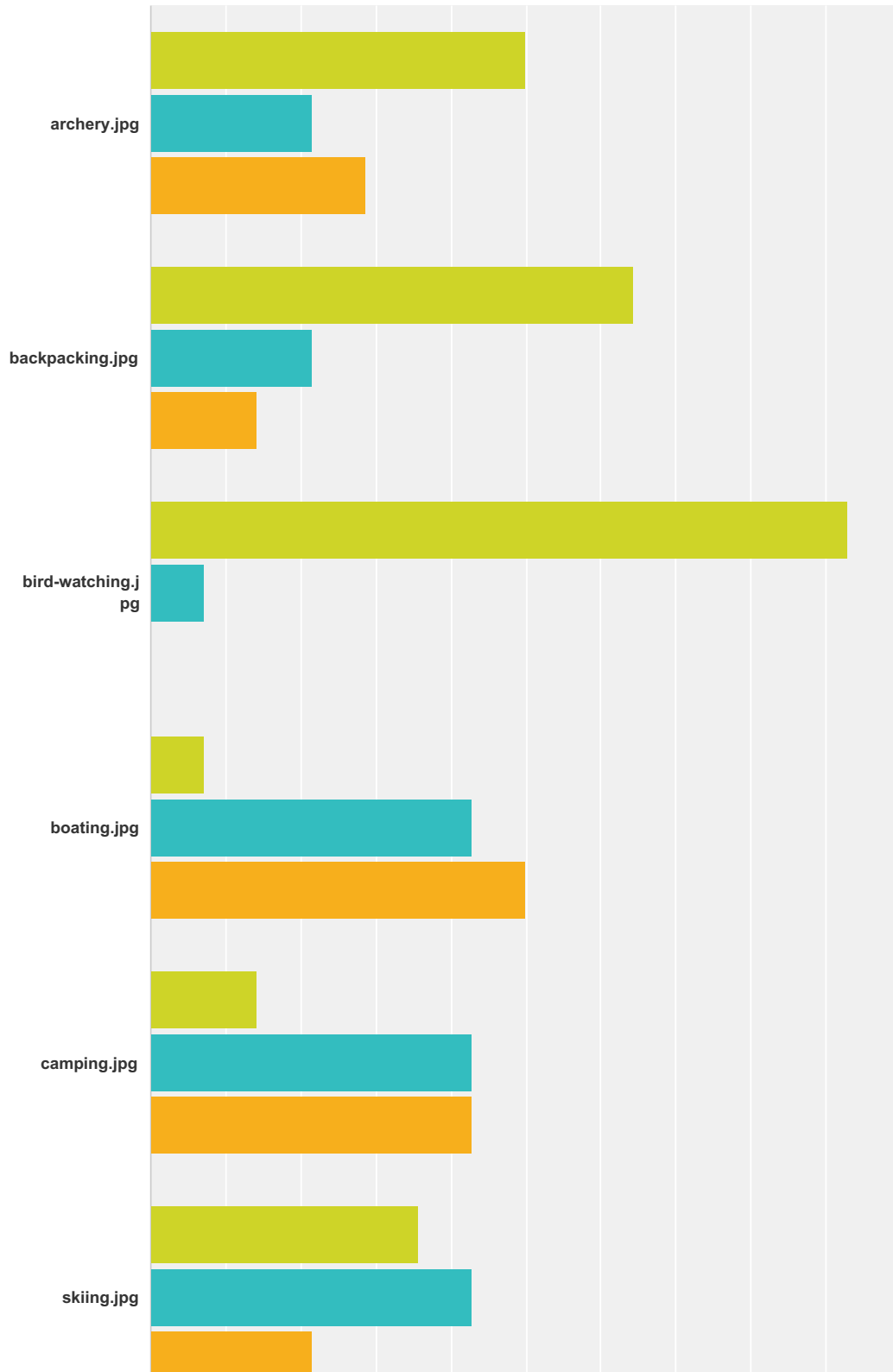


Answer Choices	Responses
White	0.00% 0
Hispanic	100.00% 14
African American	0.00% 0
Asian or Pacific Islander	0.00% 0
American Indian	0.00% 0
Mixed Race	0.00% 0
Other	0.00% 0
Other (please specify)	0.00% 0
Total	14

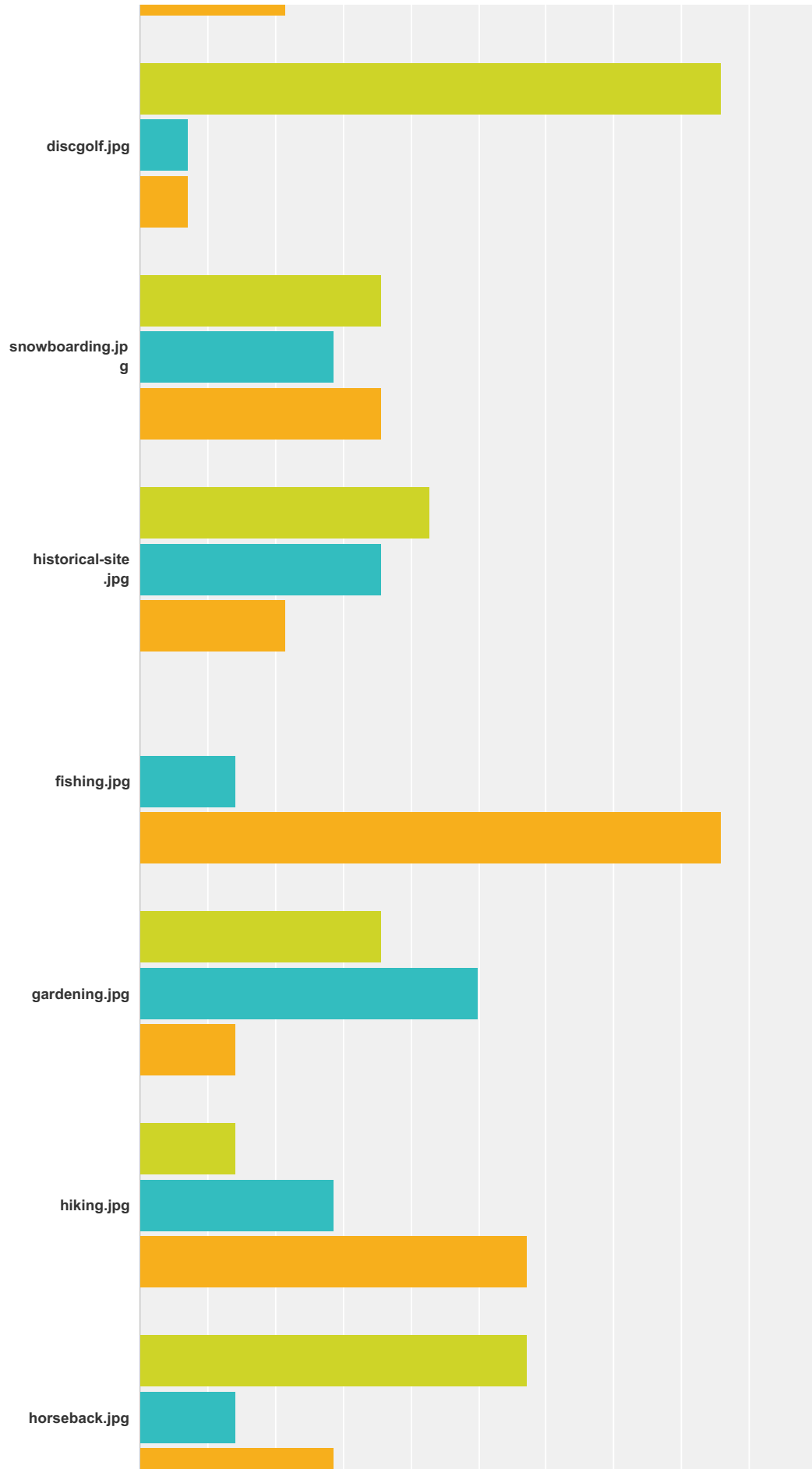
#	Other (please specify)	Date
	There are no responses.	

Q33 Below is a list of activities available to kids and families in Western Colorado. Please indicate your level of participation in that activity:

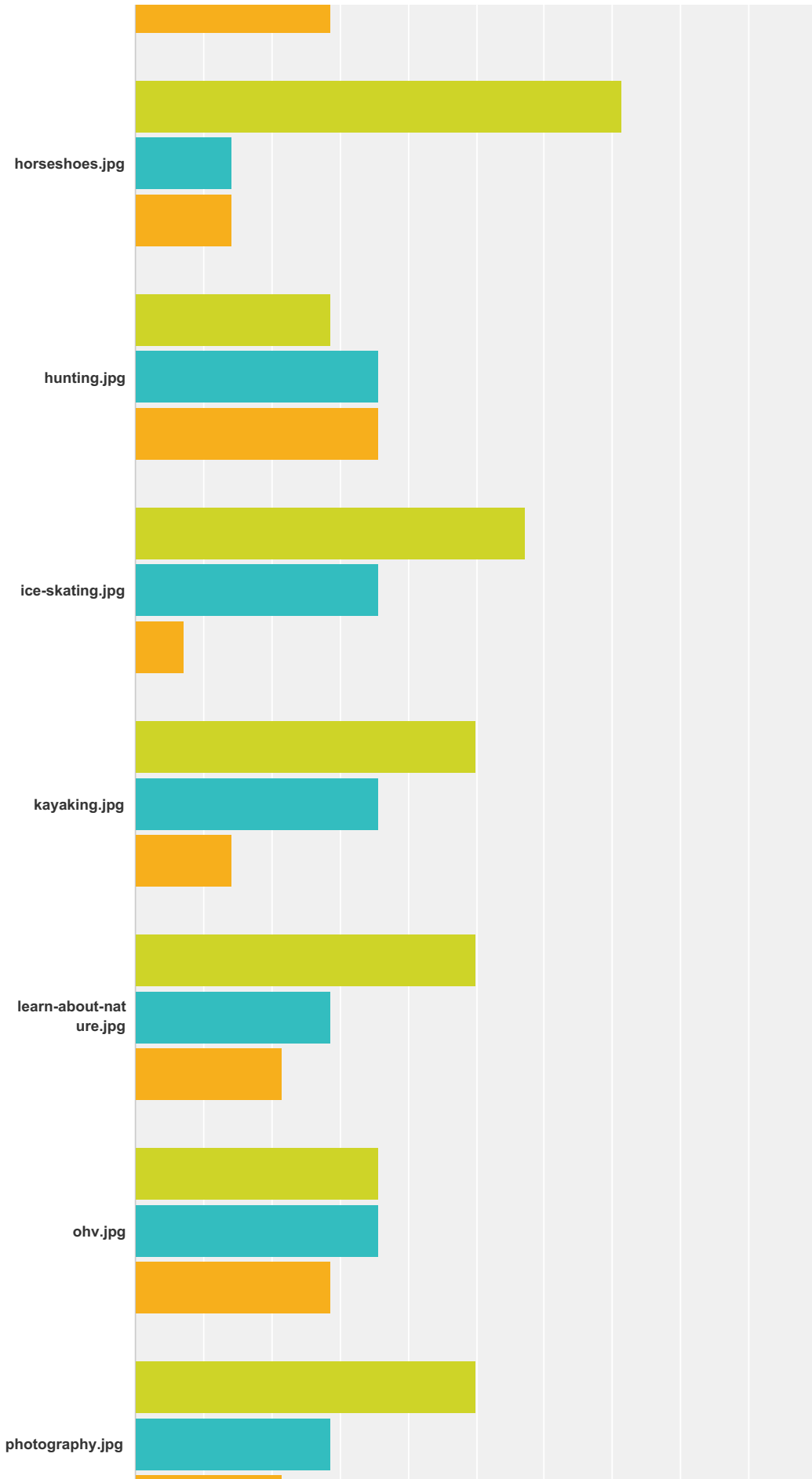
Answered: 14 Skipped: 0



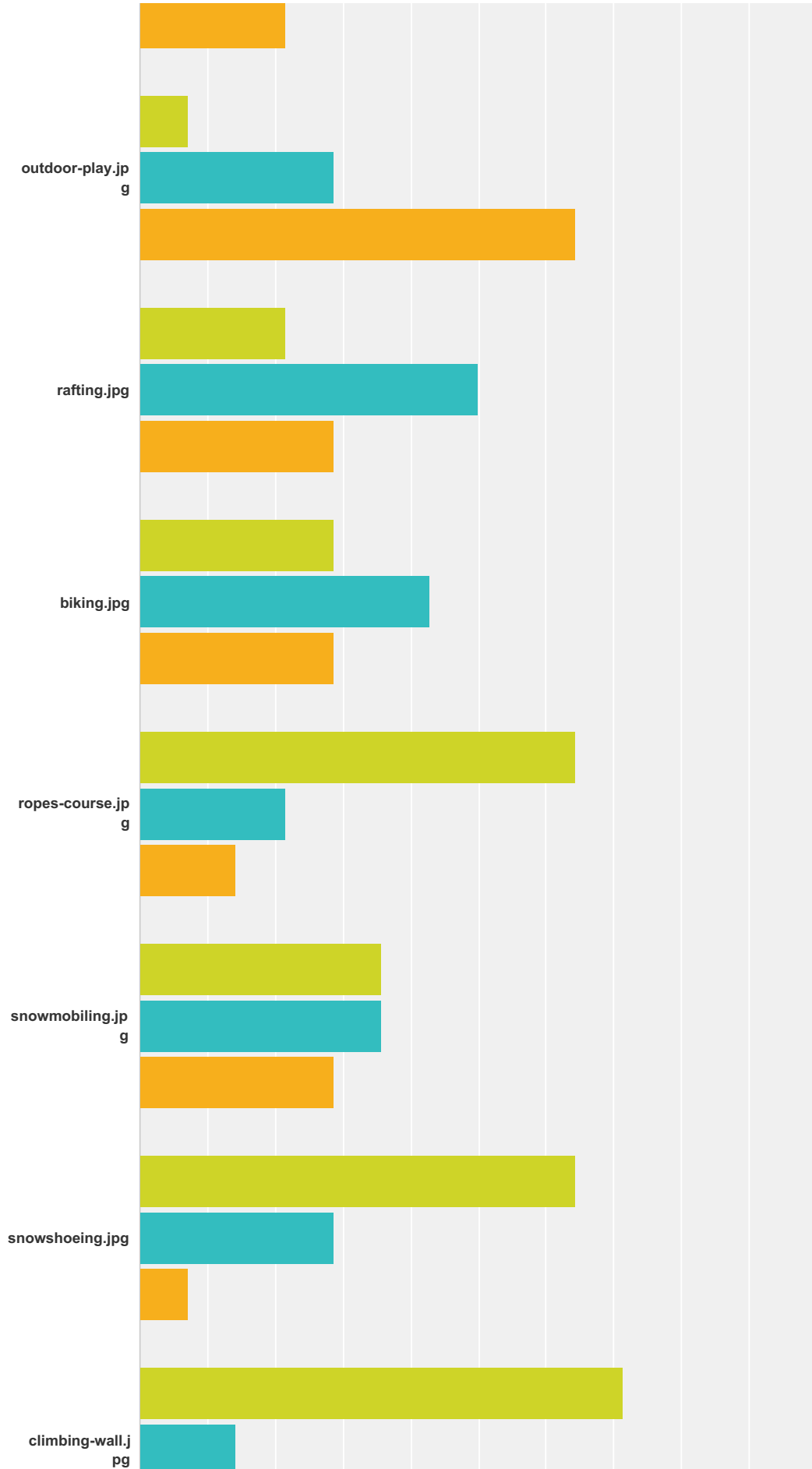
Nature Connection Survey



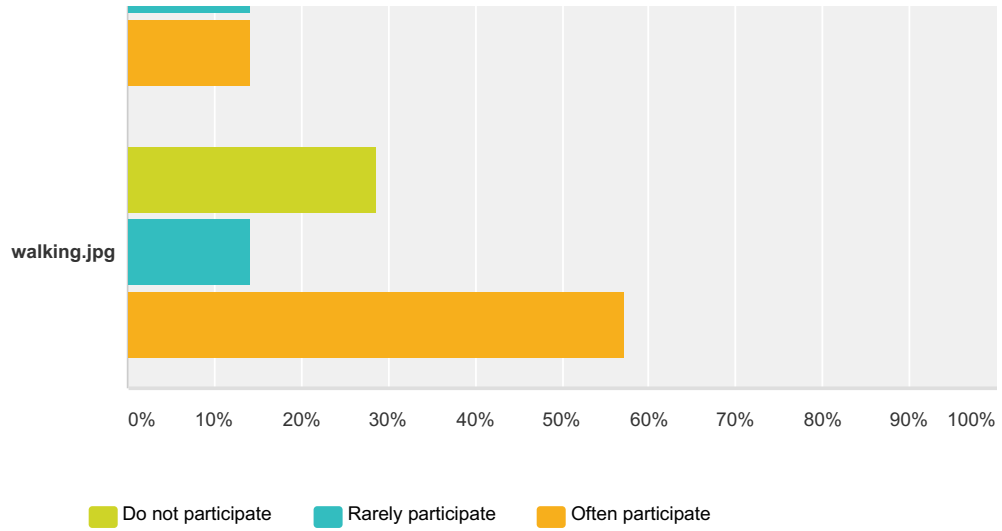
Nature Connection Survey











Nature Connection Survey















Nature Connection Survey











	Do not participate	Rarely participate	Often participate	Total
	50.00% 7	21.43% 3	28.57% 4	14
	64.29% 9	21.43% 3	14.29% 2	14
	92.86% 13	7.14% 1	0.00% 0	14
	7.14% 1	42.86% 6	50.00% 7	14
	14.29% 2	42.86% 6	42.86% 6	14
	35.71% 5	42.86% 6	21.43% 3	14
	85.71% 12	7.14% 1	7.14% 1	14
	35.71% 5	28.57% 4	35.71% 5	14

Nature Connection Survey

		42.86% 6	35.71% 5	21.43% 3	14
		0.00% 0	14.29% 2	85.71% 12	14
		35.71% 5	50.00% 7	14.29% 2	14
		14.29% 2	28.57% 4	57.14% 8	14
		57.14% 8	14.29% 2	28.57% 4	14
		71.43% 10	14.29% 2	14.29% 2	14
		28.57% 4	35.71% 5	35.71% 5	14
		57.14% 8	35.71% 5	7.14% 1	14
		50.00% 7	35.71% 5	14.29% 2	14
		50.00% 7	28.57% 4	21.43% 3	14
		35.71% 5	35.71% 5	28.57% 4	14
		50.00% 7	28.57% 4	21.43% 3	14

Nature Connection Survey

		7.14% 1	28.57% 4	64.29% 9	14
		21.43% 3	50.00% 7	28.57% 4	14
		28.57% 4	42.86% 6	28.57% 4	14
		64.29% 9	21.43% 3	14.29% 2	14
		35.71% 5	35.71% 5	28.57% 4	14
		64.29% 9	28.57% 4	7.14% 1	14
		71.43% 10	14.29% 2	14.29% 2	14
		28.57% 4	14.29% 2	57.14% 8	14

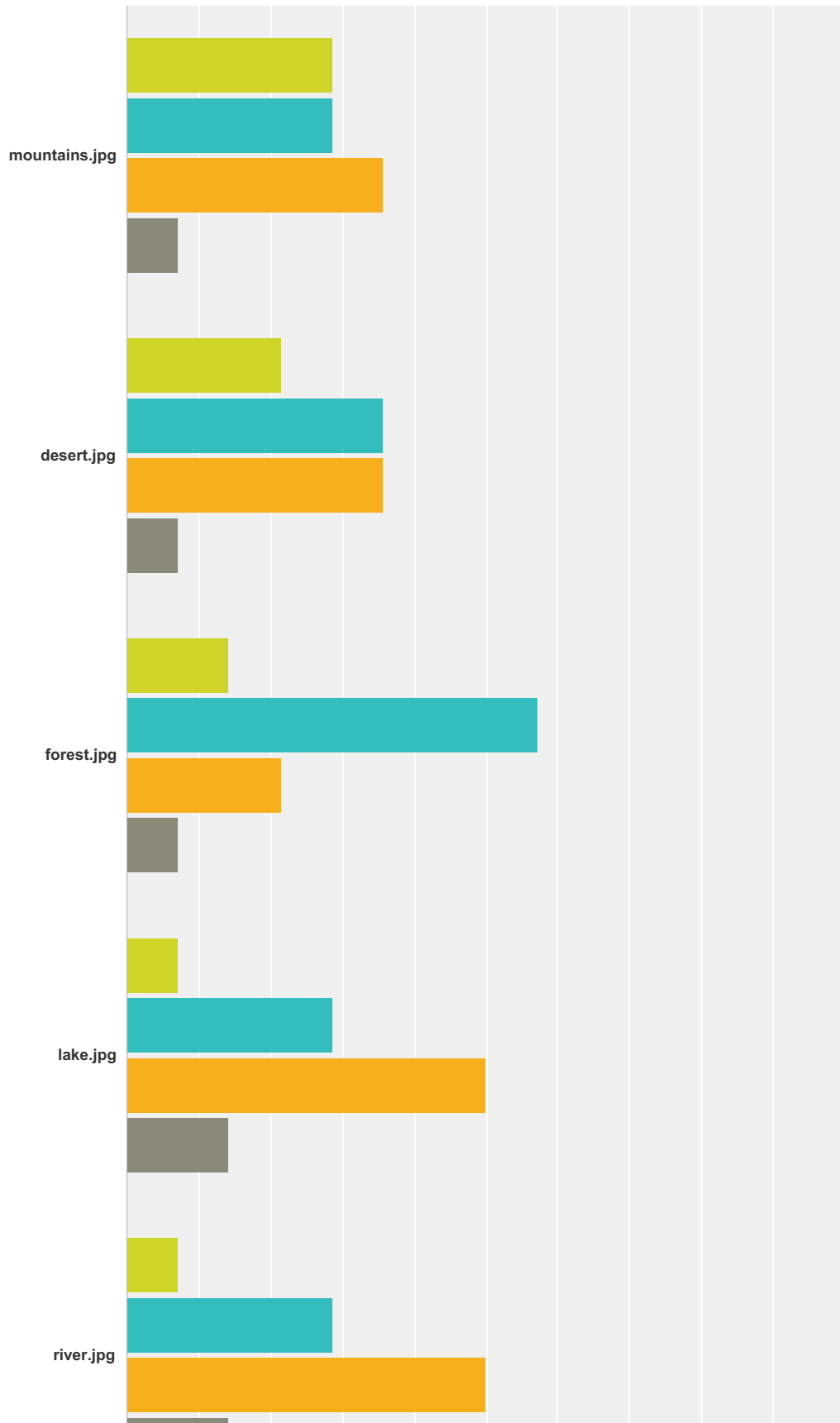
Q34 Are there any outdoor activities not listed above that you presently participate in?

Answered: 1 Skipped: 13

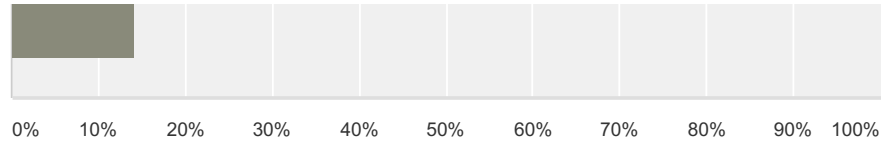
#	Responses	Date
1	basketball,soccer, swimming	2/23/2016 2:51 PM

Q35 How often have you done an activity in:






Answered: 14 Skipped: 0



Nature Connection Survey

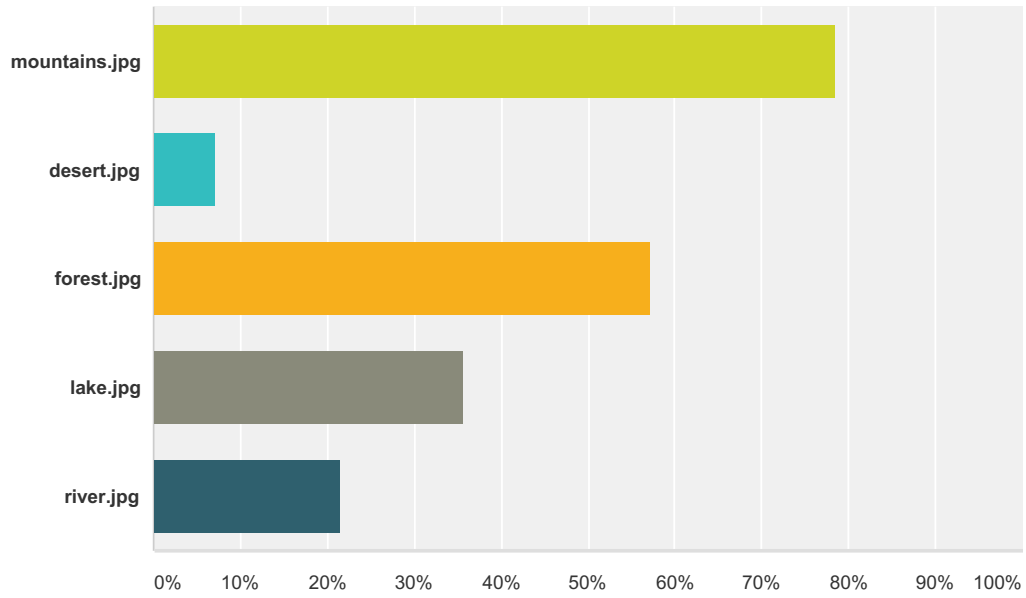







■ Never
 ■ Rarely
 ■ Often
 ■ Only on a school trip

	Never	Rarely	Often	Only on a school trip	Total
	28.57% 4	28.57% 4	35.71% 5	7.14% 1	14
	21.43% 3	35.71% 5	35.71% 5	7.14% 1	14
	14.29% 2	57.14% 8	21.43% 3	7.14% 1	14
	7.14% 1	28.57% 4	50.00% 7	14.29% 2	14
	7.14% 1	28.57% 4	50.00% 7	14.29% 2	14

**Q36 I would like to do more activities in...?
(please select your top 2 choices)**

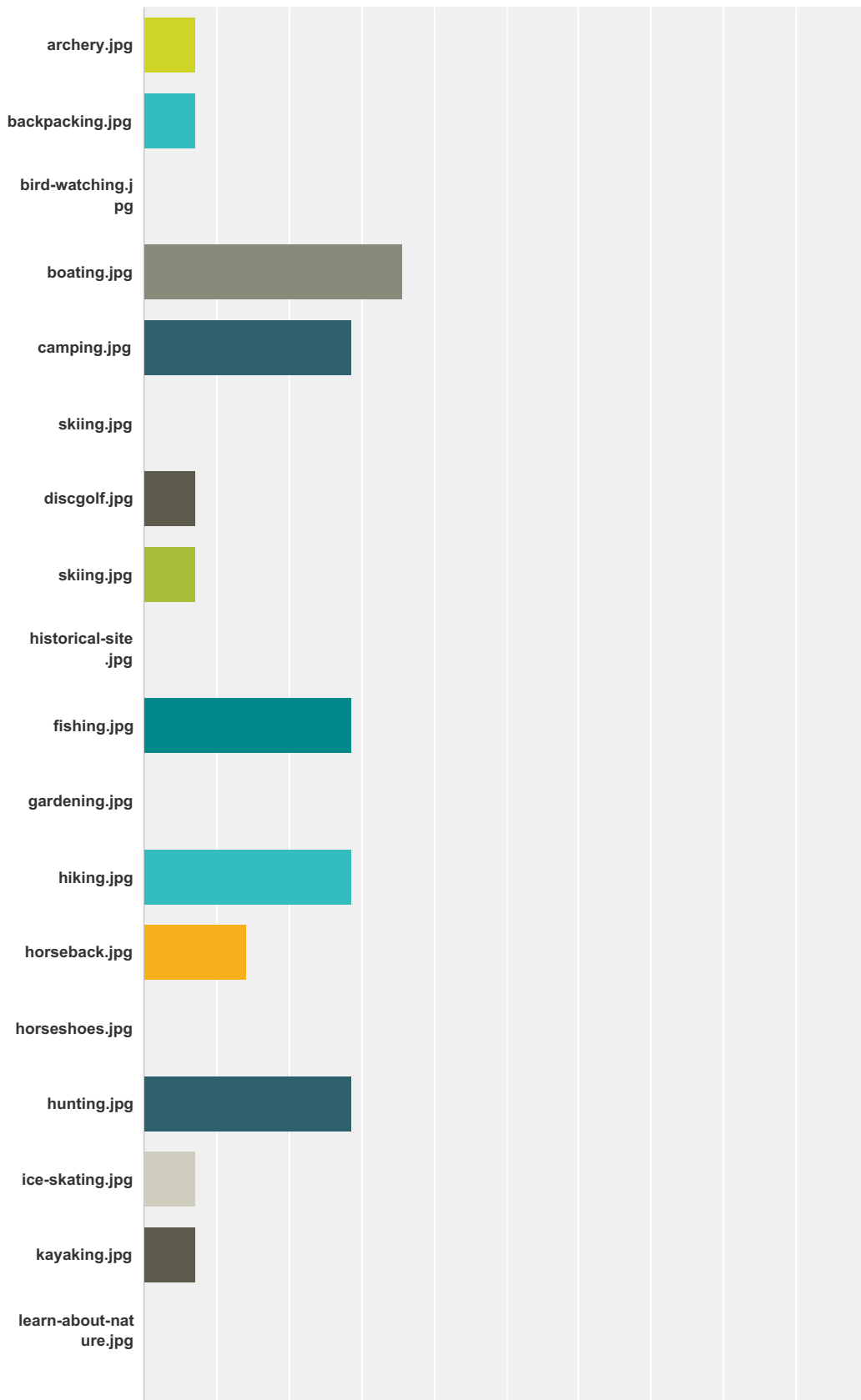
Answered: 14 Skipped: 0



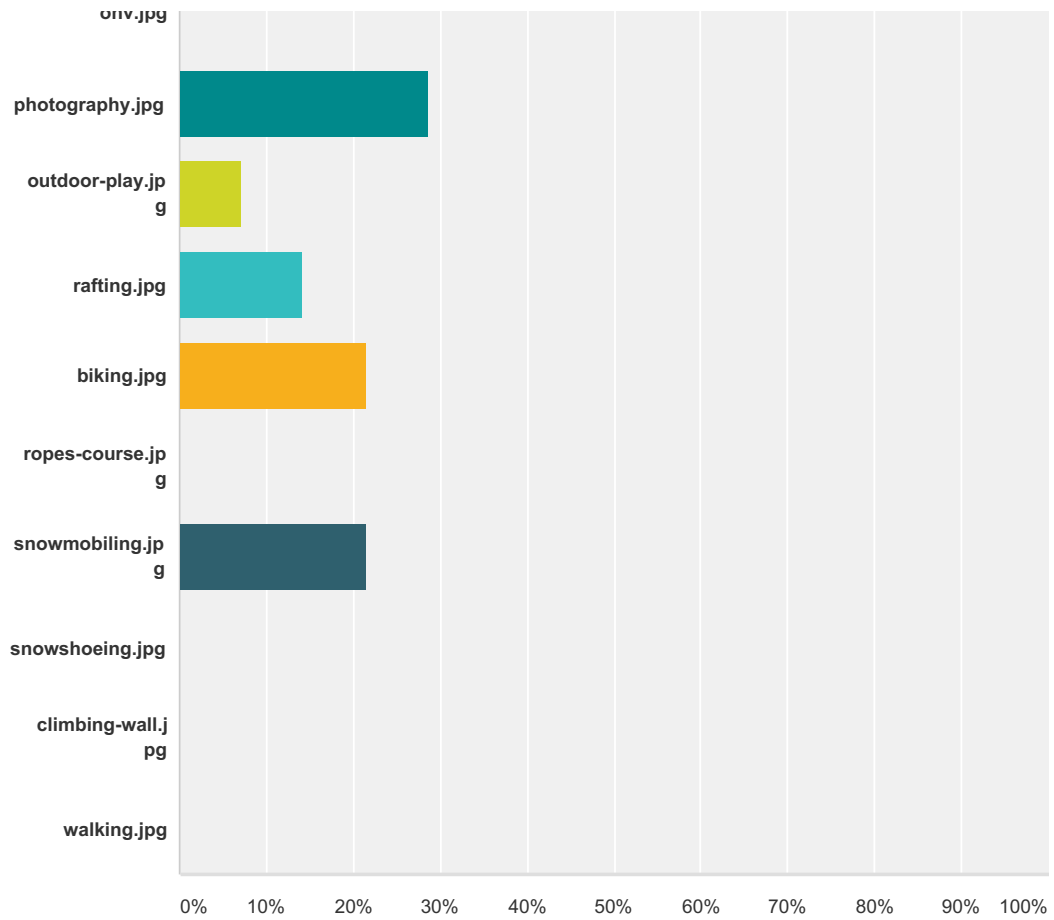
Answer Choices	Responses
	78.57% 11
	7.14% 1
	57.14% 8
	35.71% 5
	21.43% 3
Total Respondents: 14	








Q37 Please choose your 3 most favorite activities from among the following:

Answered: 14 Skipped: 0
















Nature Connection Survey







Answer Choices	Responses
	7.14% 1
	7.14% 1
	0.00% 0
	35.71% 5
	28.57% 4
	0.00% 0
	7.14% 1

Nature Connection Survey

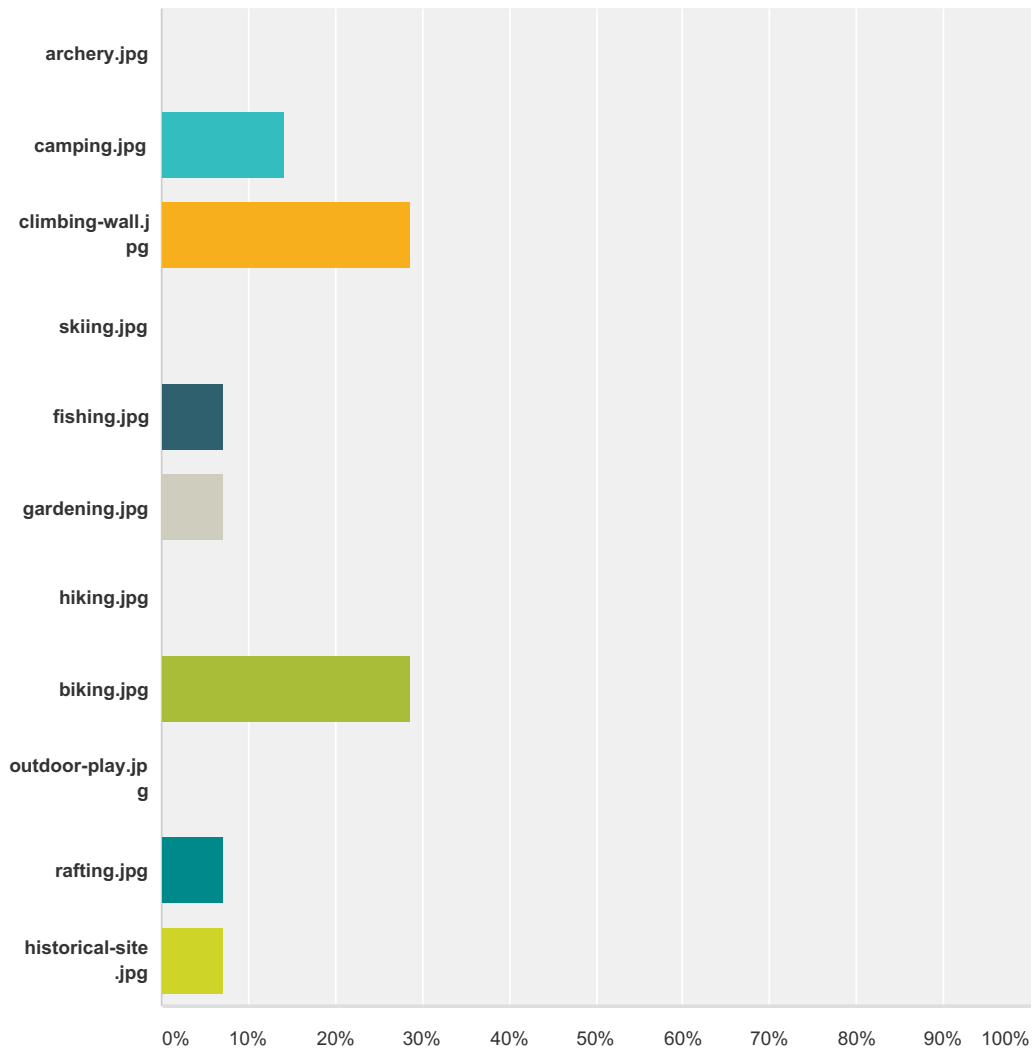
	7.14%	1
	0.00%	0
	28.57%	4
	0.00%	0
	28.57%	4
	14.29%	2
	0.00%	0
	28.57%	4
	7.14%	1
	7.14%	1
	0.00%	0
	0.00%	0
	28.57%	4
	7.14%	1
	14.29%	2
	21.43%	3
	0.00%	0





Nature Connection Survey

	21.43%	3
	0.00%	0
	0.00%	0
	0.00%	0
Total Respondents: 14		








Q38 Which new activity would you personally most like to try?

Answered: 14 Skipped: 0



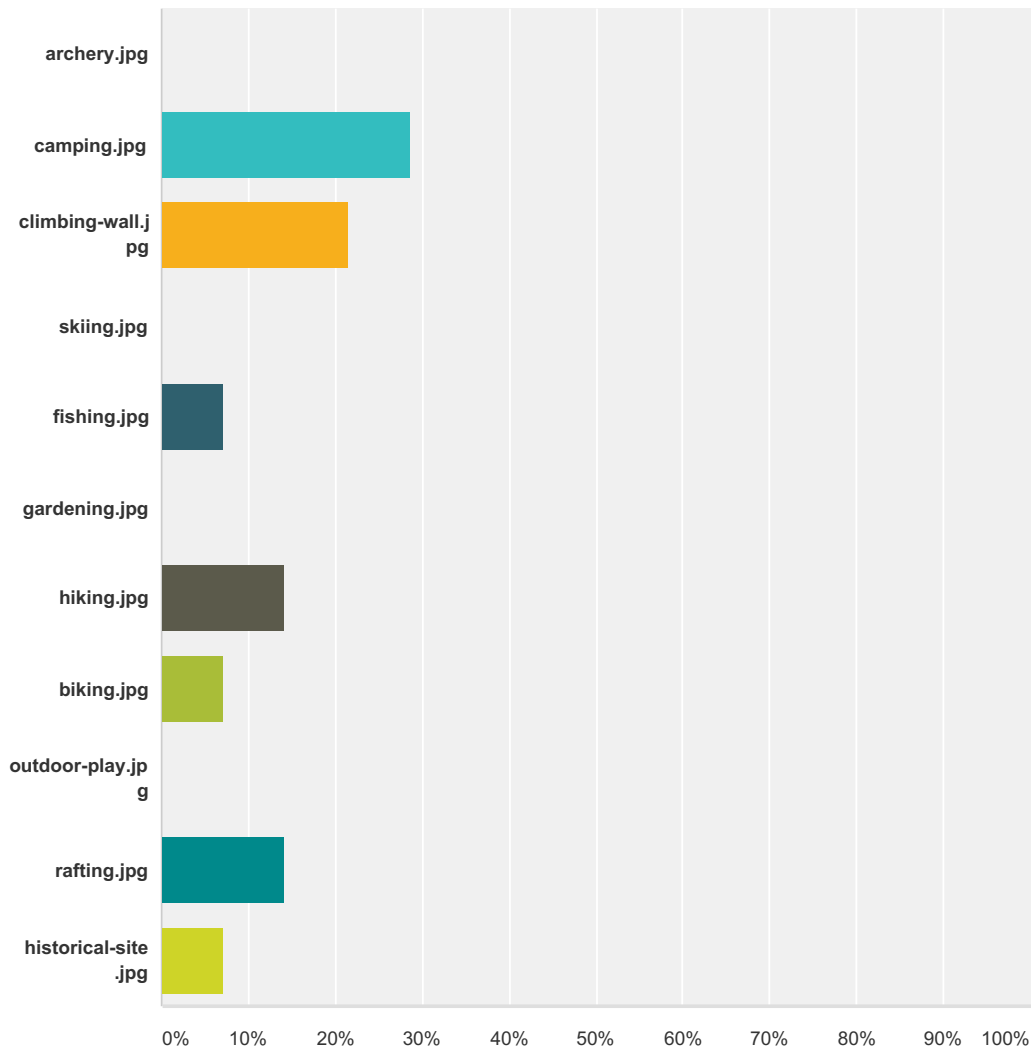
Answer Choices	Responses
	0.00% 0
	14.29% 2
	28.57% 4
	0.00% 0





Nature Connection Survey

	7.14%	1
	7.14%	1
	0.00%	0
	28.57%	4
	0.00%	0
	7.14%	1
	7.14%	1
Total		14








Q39 Which new activity would you like to try with your family?

Answered: 14 Skipped: 0



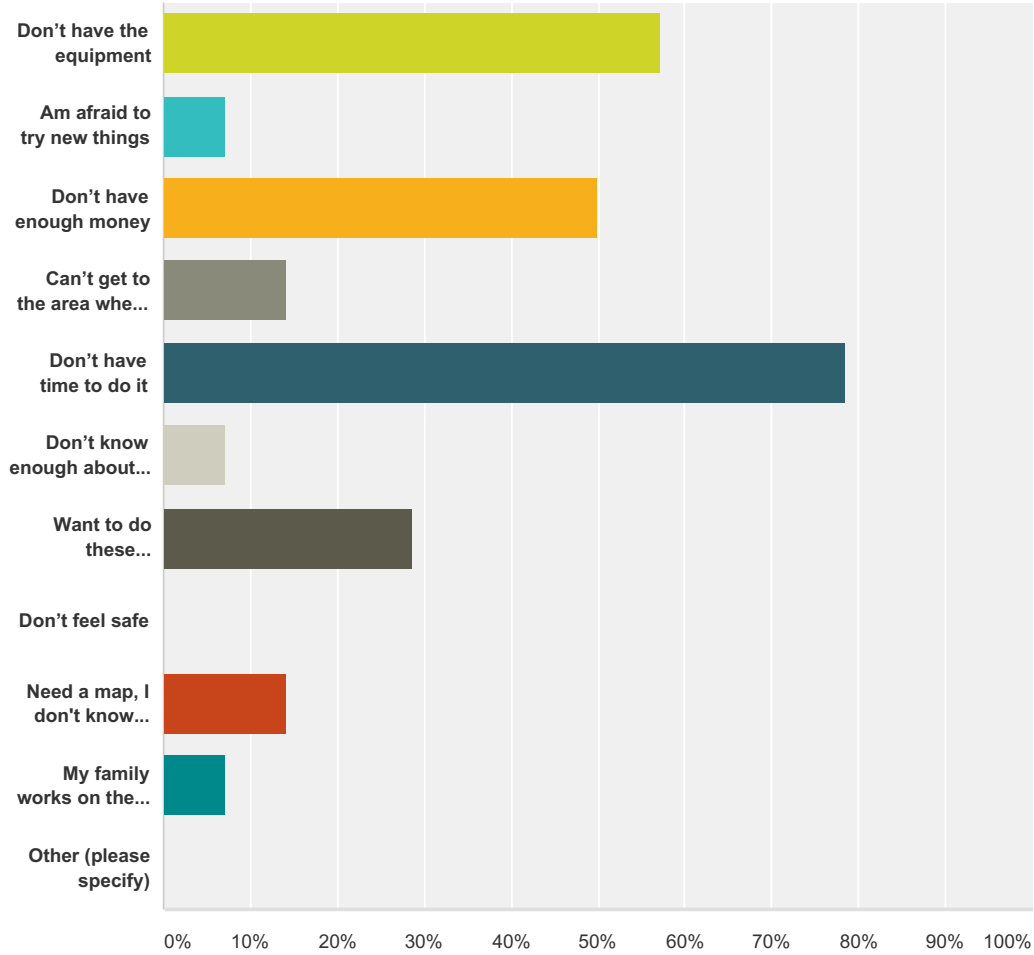
Answer Choices	Responses
	0.00% 0
	28.57% 4
	21.43% 3
	0.00% 0

Nature Connection Survey

	7.14%	1
	0.00%	0
	14.29%	2
	7.14%	1
	0.00%	0
	14.29%	2
	7.14%	1
Total		14

**Q40 What obstacles keep you (and your family) from trying new activities outdoors?
Please choose your top 3:**

Answered: 14 Skipped: 0



Answer Choices	Responses	Count
Don't have the equipment	57.14%	8
Am afraid to try new things	7.14%	1
Don't have enough money	50.00%	7
Can't get to the area where I can do the activity (transportation is a problem)	14.29%	2
Don't have time to do it	78.57%	11
Don't know enough about the activity	7.14%	1
Want to do these activities with my friends, not by myself	28.57%	4
Don't feel safe	0.00%	0
Need a map, I don't know where to go	14.29%	2
My family works on the weekends	7.14%	1

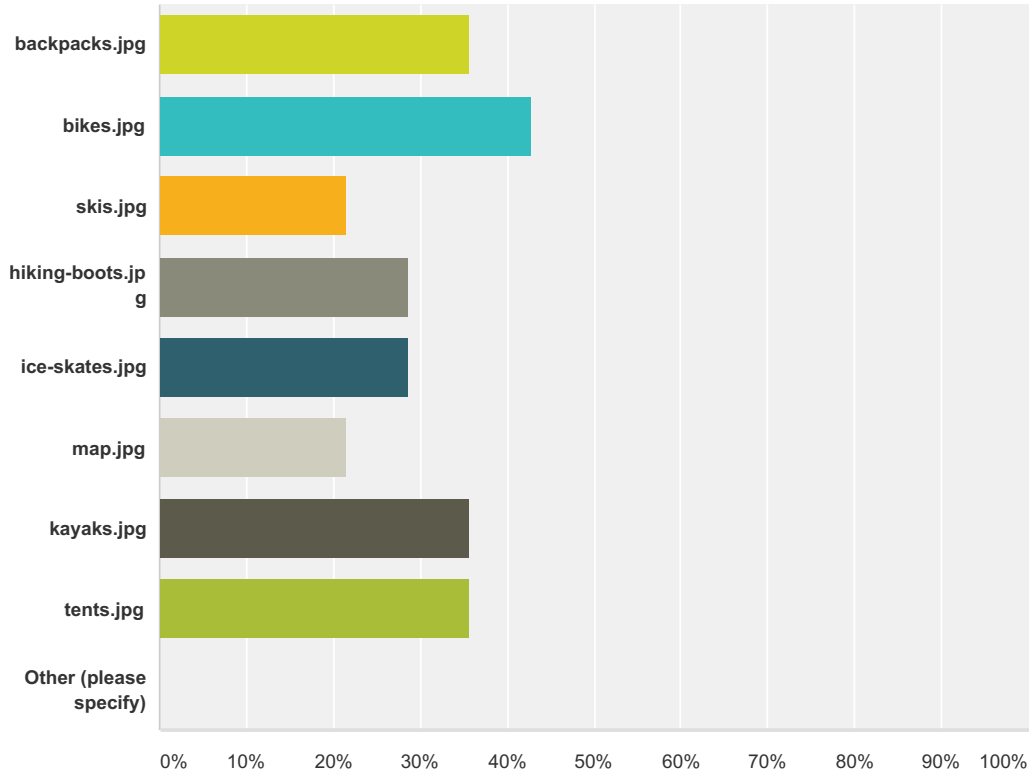
Nature Connection Survey







Other (please specify)	0.00%	0
Total Respondents: 14		

#	Other (please specify)	Date
	There are no responses.	

Q41 If this equipment were available to my family and friends, I would get outside more often... (please choose your top 3):

Answered: 14 Skipped: 0



Answer Choices	Responses
	35.71% 5
	42.86% 6
	21.43% 3
	28.57% 4
	28.57% 4
	21.43% 3

Nature Connection Survey

	35.71%	5
	35.71%	5
Other (please specify)	0.00%	0
Total Respondents: 14		

#	Other (please specify)	Date
	There are no responses.	

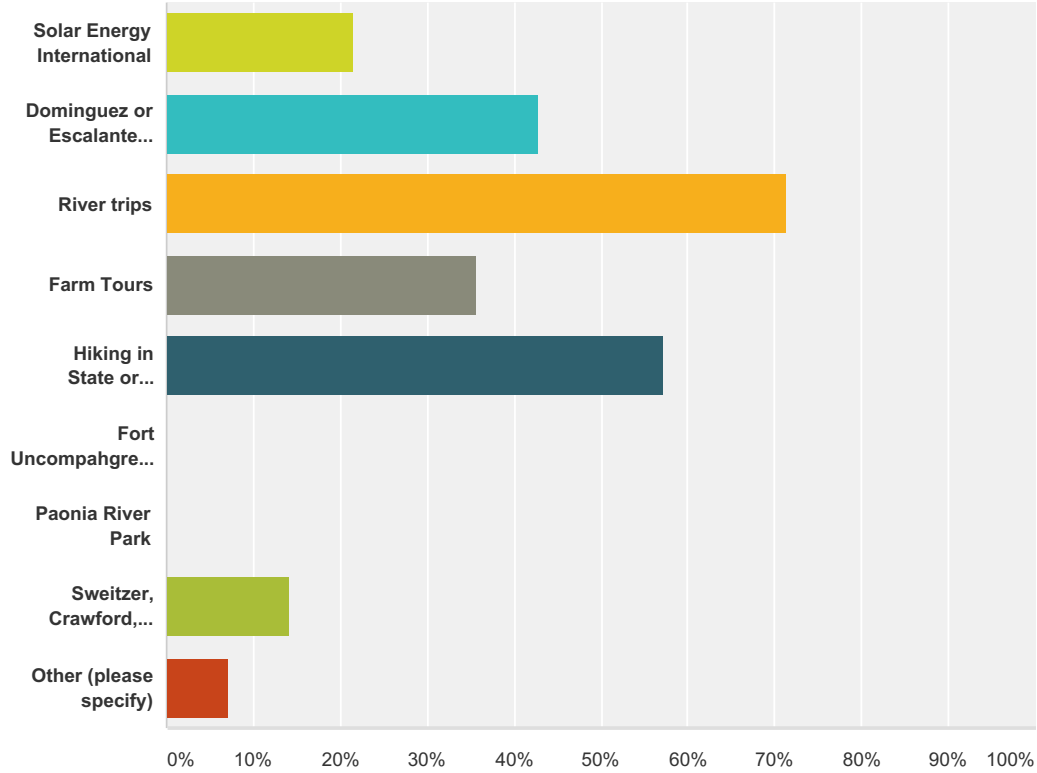
Q42 Is there any other equipment not mentioned above that you would like access to?

Answered: 2 Skipped: 12

#	Responses	Date
1	Paddle Boards	3/30/2016 2:10 PM
2	down hill skies	2/23/2016 2:59 PM

Q43 What school field trips would you like to participate in more often? (Please choose your top 3):

Answered: 14 Skipped: 0

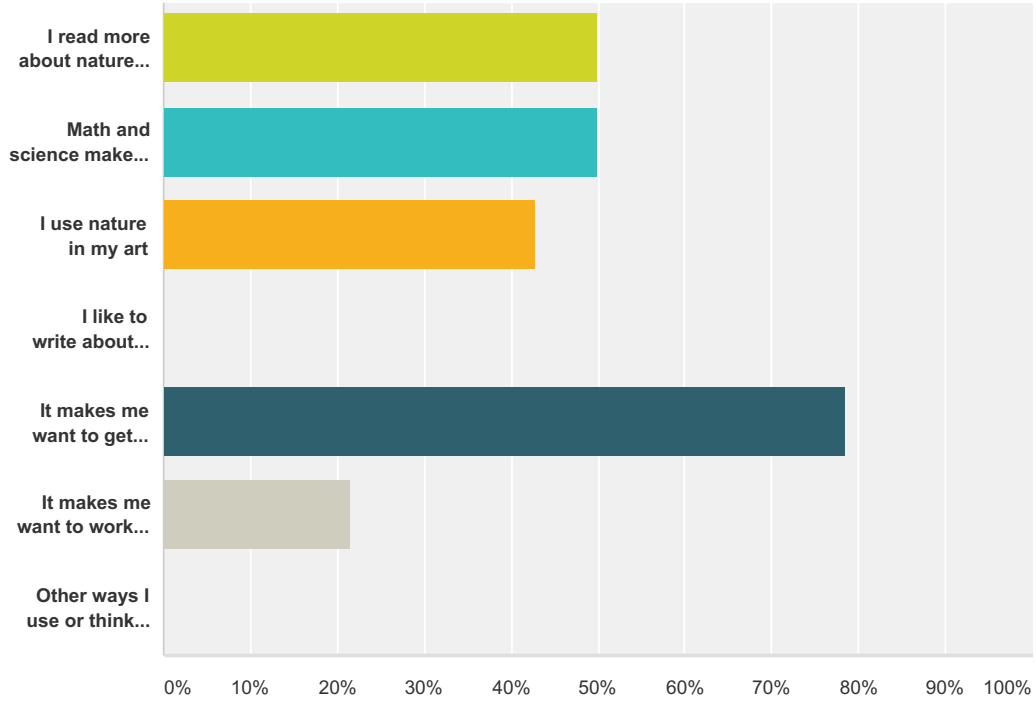


Answer Choices	Responses
Solar Energy International	21.43% 3
Dominguez or Escalante Canyon	42.86% 6
River trips	71.43% 10
Farm Tours	35.71% 5
Hiking in State or National Public Lands (like Gunnison Gorge, Grand Mesa, Uncompahgre Plateau, or the West Elks)	57.14% 8
Fort Uncompahgre Living History Museum	0.00% 0
Paonia River Park	0.00% 0
Sweitzer, Crawford, Confluence, or other lake	14.29% 2
Other (please specify)	7.14% 1
Total Respondents: 14	

#	Other (please specify)	Date
1	Denver trip	2/23/2016 2:59 PM

Q44 How have your school field trips connected to your life? (Please choose your top 3):

Answered: 14 Skipped: 0



Answer Choices	Responses
I read more about nature at home or school	50.00% 7
Math and science make more sense when I see how to use them	50.00% 7
I use nature in my art	42.86% 6
I like to write about what I see, hear and experience outdoors	0.00% 0
It makes me want to get outdoors more	78.57% 11
It makes me want to work in an outdoor related field when I grow up	21.43% 3
Other ways I use or think about my school field trips:	0.00% 0
Total Respondents: 14	

#	Other ways I use or think about my school field trips:	Date
	There are no responses.	

Q45 Thank you for taking the survey. If you have any other comments you would like to share please provide them here:

Answered: 3 Skipped: 11

#	Responses	Date
1	Y	3/30/2016 10:06 AM
2	How long would it take to get this project started?	3/16/2016 12:08 PM
3	I want to go on hiking field trips with my classes	3/16/2016 10:08 AM