

Q1 Choose your survey language:

Answered: 9 Skipped: 0



Answer Choices	Responses
English	100.00% 9
Espanol	0.00% 0
Total	9

Q2 Please choose your age range:

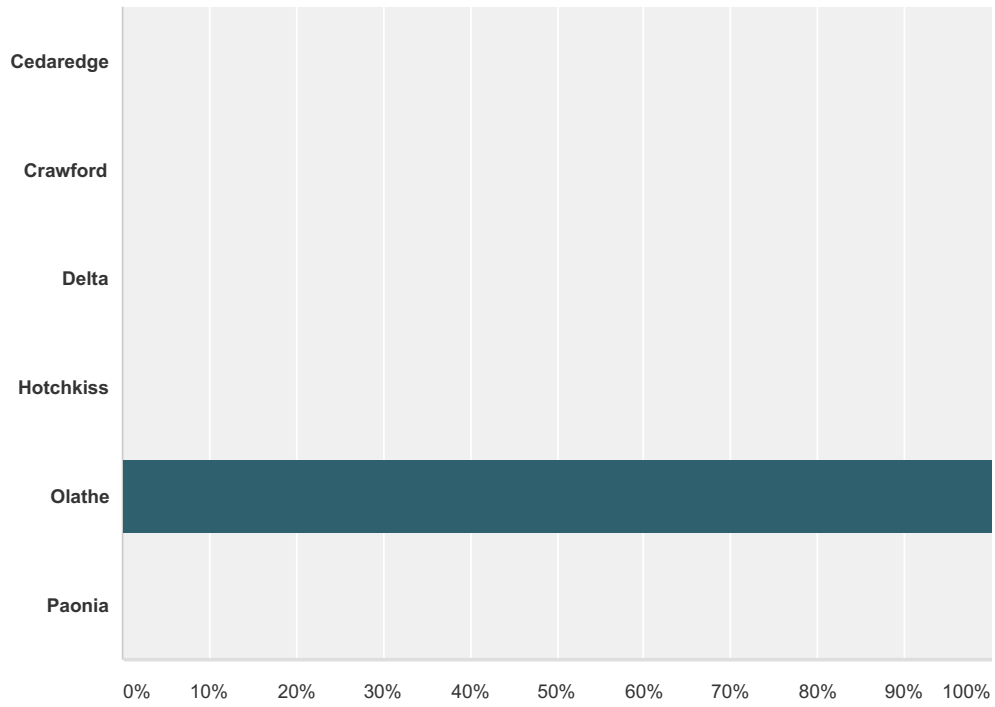
Answered: 9 Skipped: 0



Answer Choices	Responses	Count
4-11	100.00%	9
12-18	0.00%	0
19 and up	0.00%	0
Total		9

Q31 Which town do you live closest to?

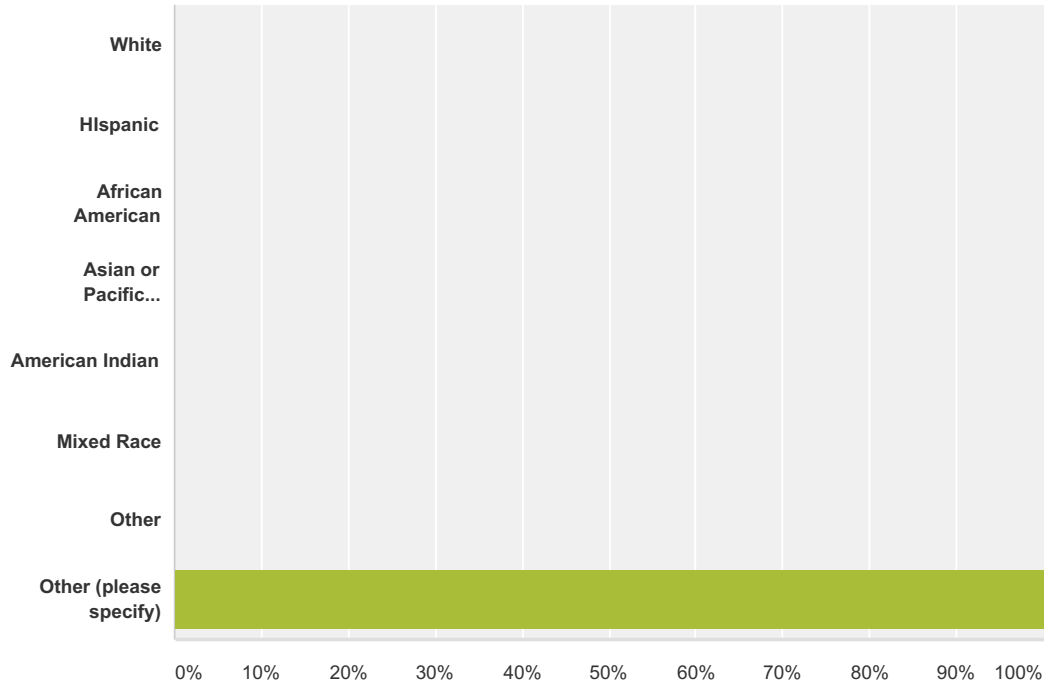
Answered: 9 Skipped: 0



Answer Choices	Responses
Cedaredge	0.00% 0
Crawford	0.00% 0
Delta	0.00% 0
Hotchkiss	0.00% 0
Olathe	100.00% 9
Paonia	0.00% 0
Total	9

Q32 What is your ethnicity?

Answered: 9 Skipped: 0



Answer Choices	Responses
White	0.00% 0
Hispanic	0.00% 0
African American	0.00% 0
Asian or Pacific Islander	0.00% 0
American Indian	0.00% 0
Mixed Race	0.00% 0
Other	0.00% 0
Other (please specify)	100.00% 9
Total	9

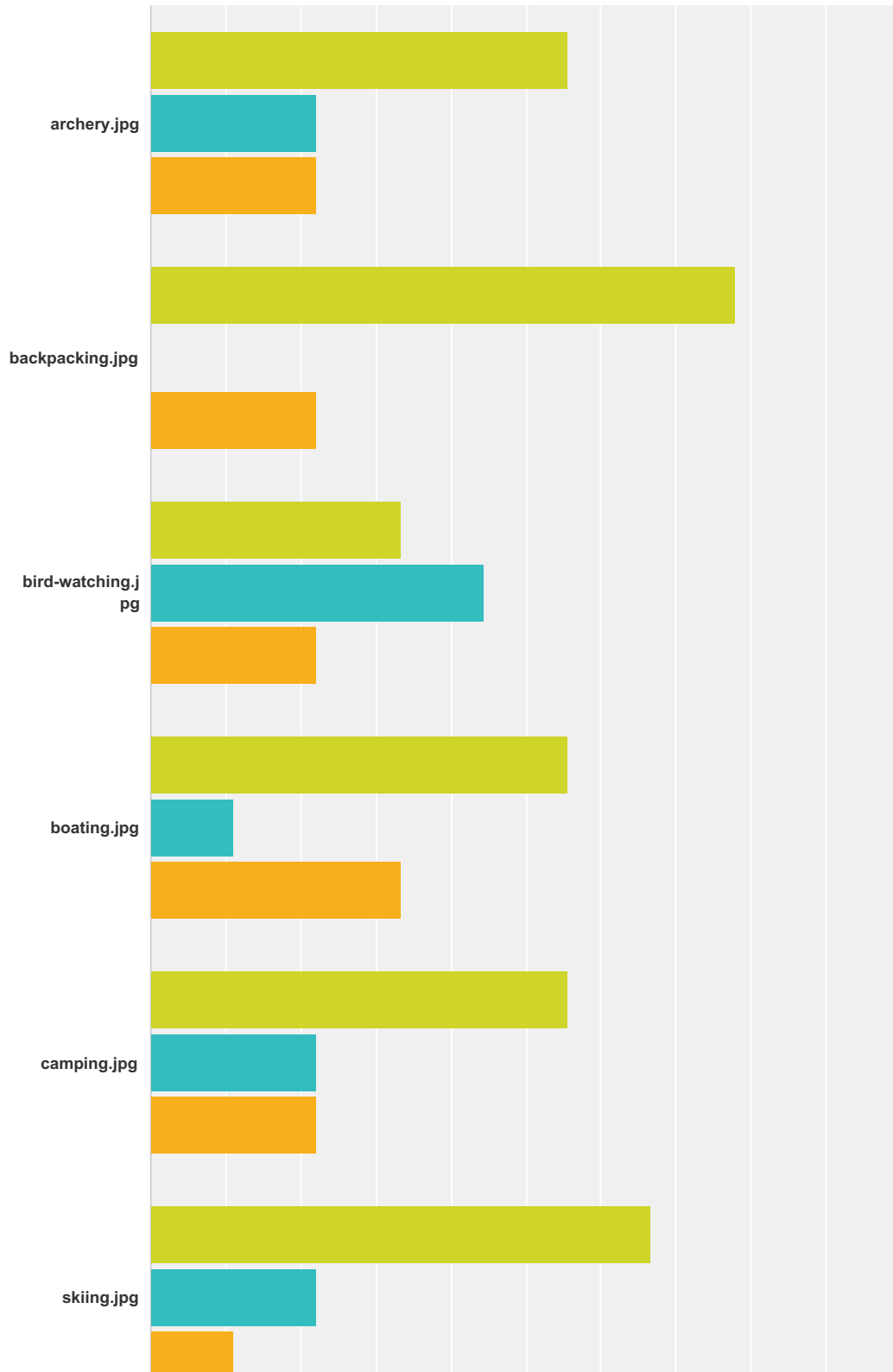
#	Other (please specify)	Date
1	Survey	5/23/2016 2:49 PM
2	Hispanic/white	5/3/2016 2:26 PM
3	Mexican American	5/3/2016 1:27 PM
4	Karen	4/28/2016 11:12 AM
5	hawaiian	4/26/2016 8:42 AM
6	tan	3/14/2016 9:40 AM
7	Mexican	3/7/2016 12:24 PM

Nature Connection Survey

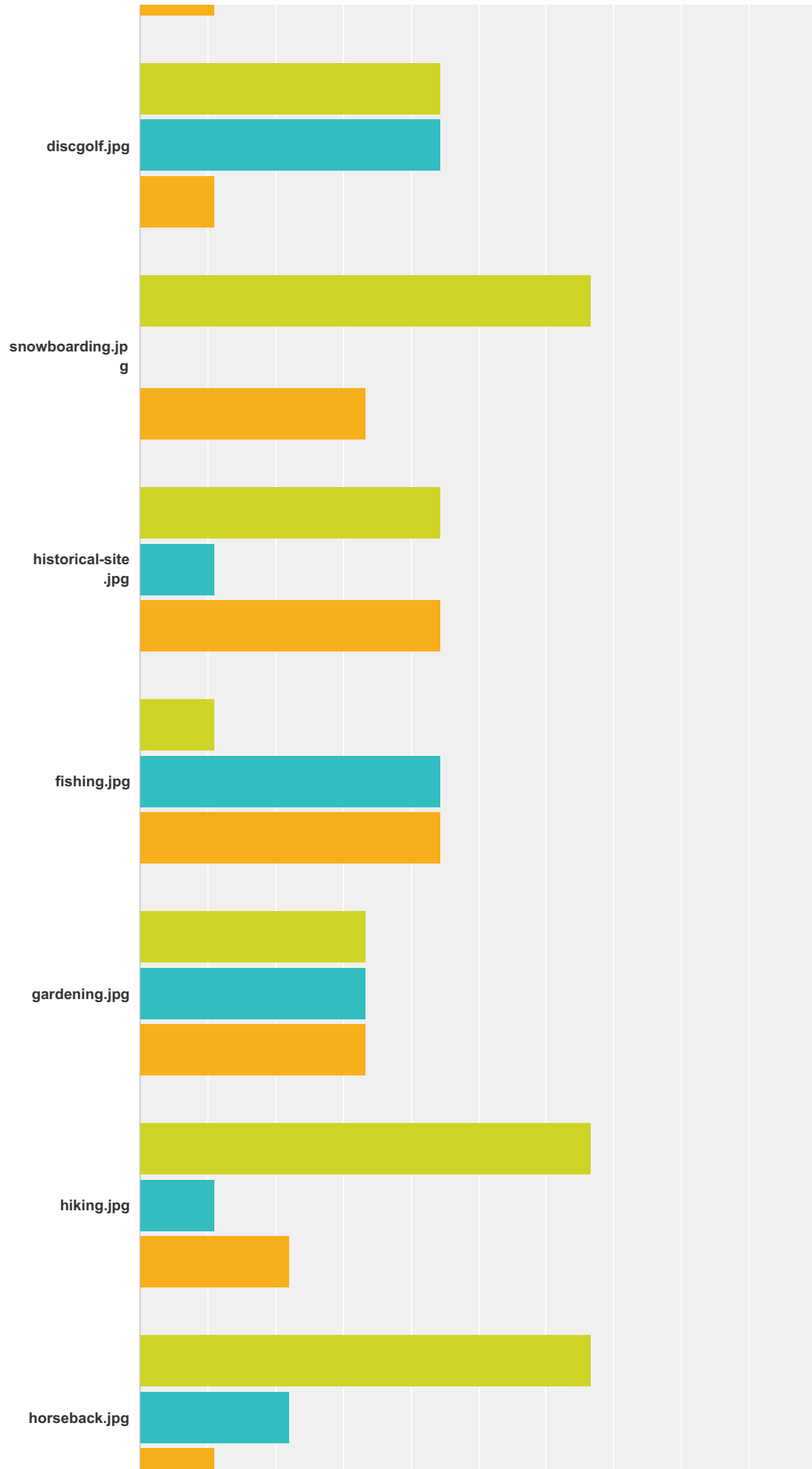
8	Mexican	3/7/2016 12:23 PM
9	101	3/3/2016 2:50 PM

Q33 Below is a list of activities available to kids and families in Western Colorado. Please indicate your level of participation in that activity:

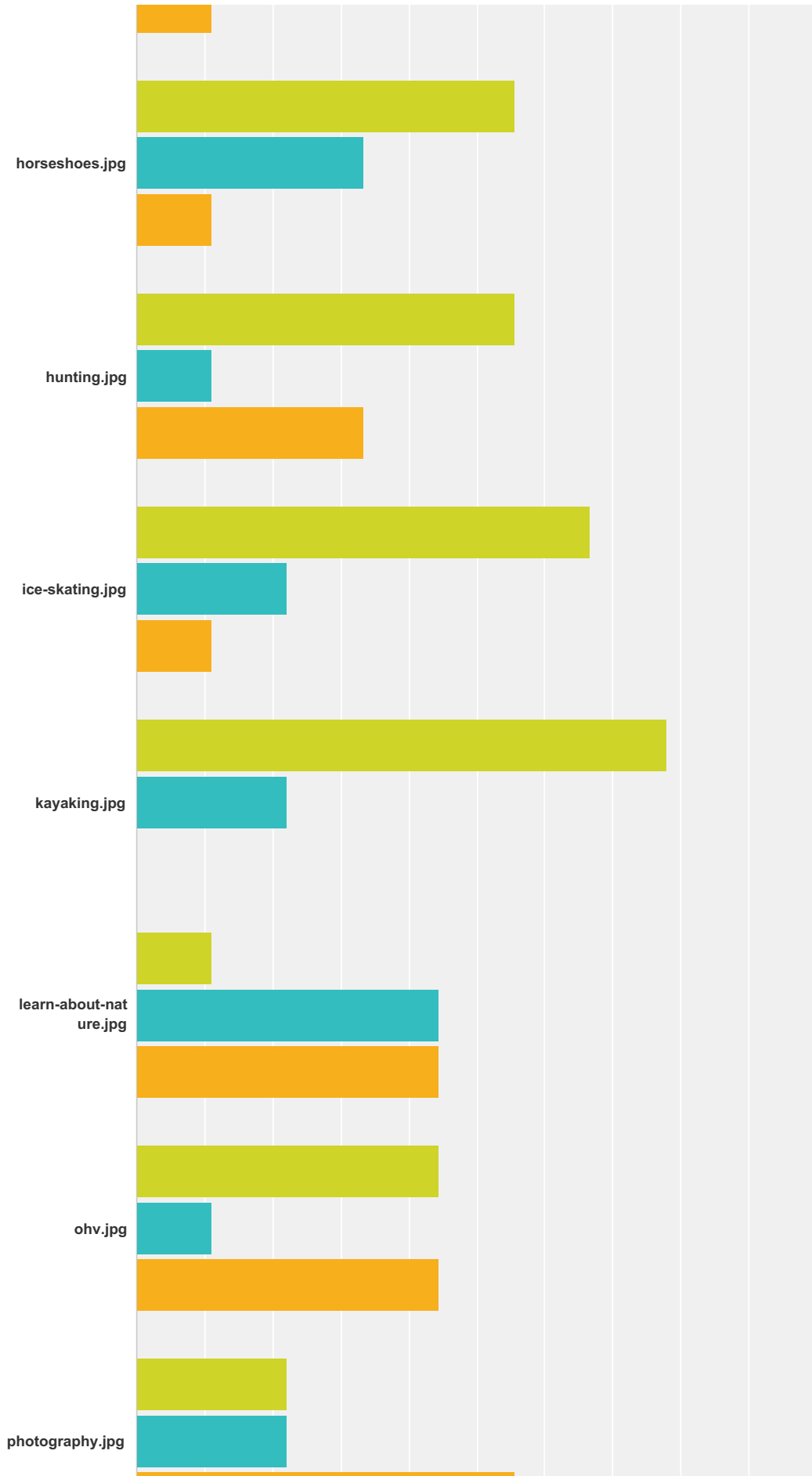
Answered: 9 Skipped: 0



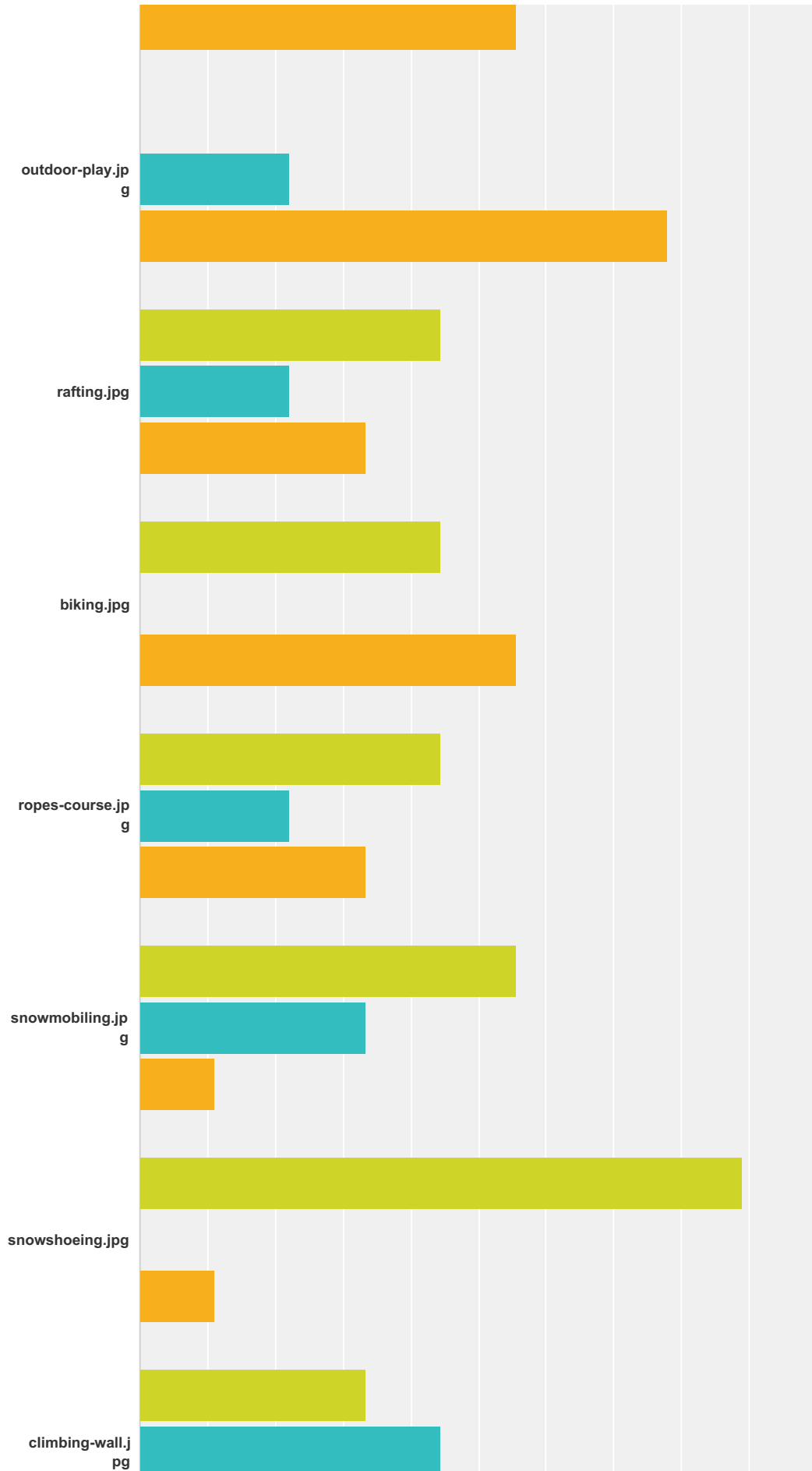
Nature Connection Survey



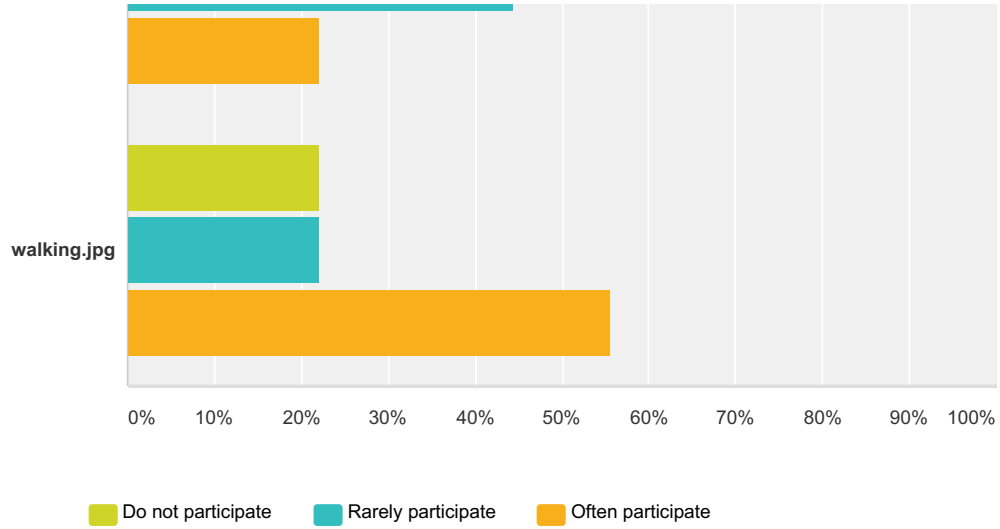
Nature Connection Survey











Nature Connection Survey















Nature Connection Survey










	Do not participate	Rarely participate	Often participate	Total
	55.56% 5	22.22% 2	22.22% 2	9
	77.78% 7	0.00% 0	22.22% 2	9
	33.33% 3	44.44% 4	22.22% 2	9
	55.56% 5	11.11% 1	33.33% 3	9
	55.56% 5	22.22% 2	22.22% 2	9
	66.67% 6	22.22% 2	11.11% 1	9
	44.44% 4	44.44% 4	11.11% 1	9
	66.67% 6	0.00% 0	33.33% 3	9

Nature Connection Survey

		44.44% 4	11.11% 1	44.44% 4	9
		11.11% 1	44.44% 4	44.44% 4	9
		33.33% 3	33.33% 3	33.33% 3	9
		66.67% 6	11.11% 1	22.22% 2	9
		66.67% 6	22.22% 2	11.11% 1	9
		55.56% 5	33.33% 3	11.11% 1	9
		55.56% 5	11.11% 1	33.33% 3	9
		66.67% 6	22.22% 2	11.11% 1	9
		77.78% 7	22.22% 2	0.00% 0	9
		11.11% 1	44.44% 4	44.44% 4	9
		44.44% 4	11.11% 1	44.44% 4	9
		22.22% 2	22.22% 2	55.56% 5	9

Nature Connection Survey

	0.00% 0	22.22% 2	77.78% 7	9
	44.44% 4	22.22% 2	33.33% 3	9
	44.44% 4	0.00% 0	55.56% 5	9
	44.44% 4	22.22% 2	33.33% 3	9
	55.56% 5	33.33% 3	11.11% 1	9
	88.89% 8	0.00% 0	11.11% 1	9
	33.33% 3	44.44% 4	22.22% 2	9
	22.22% 2	22.22% 2	55.56% 5	9

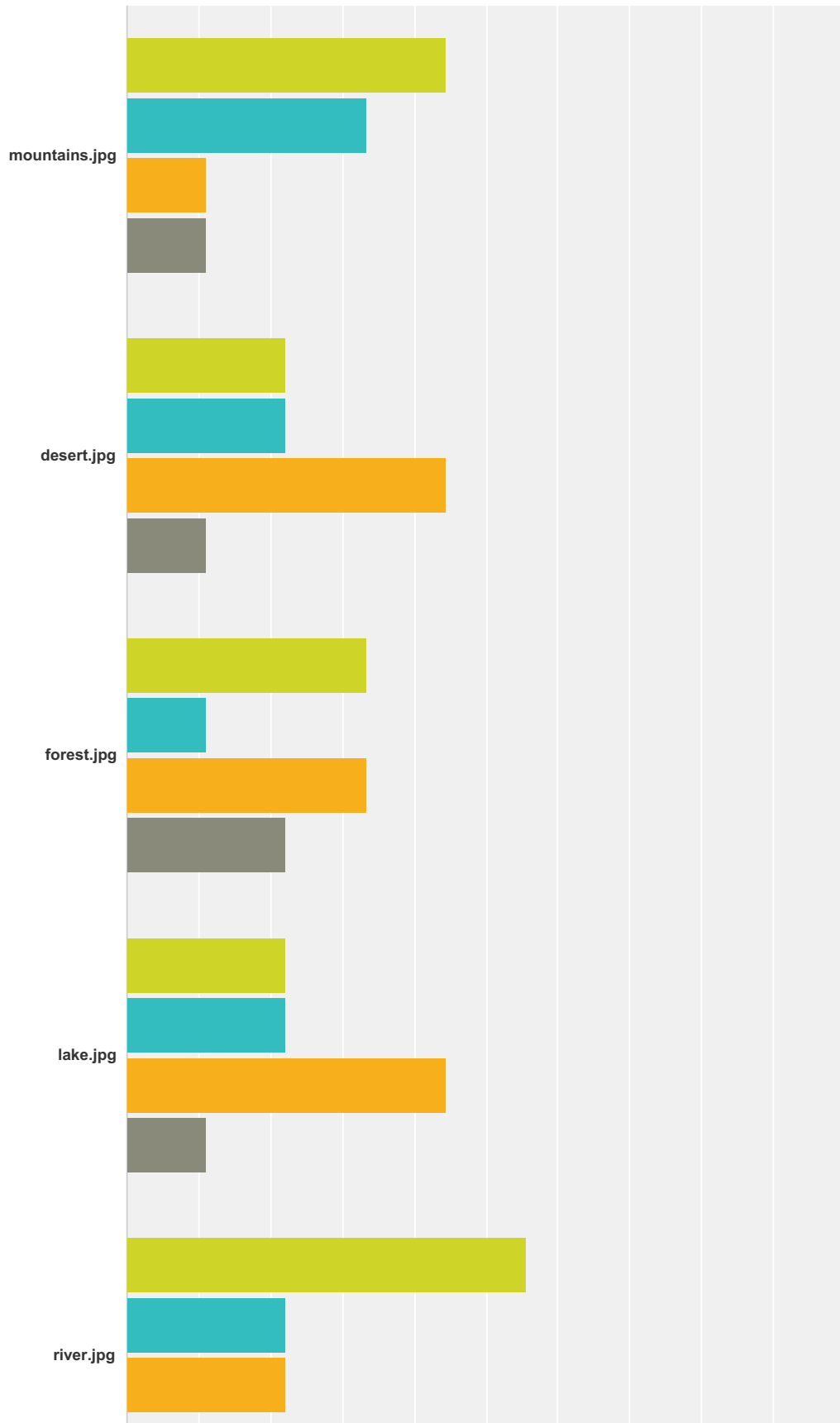
Q34 Are there any outdoor activities not listed above that you presently participate in?

Answered: 4 Skipped: 5

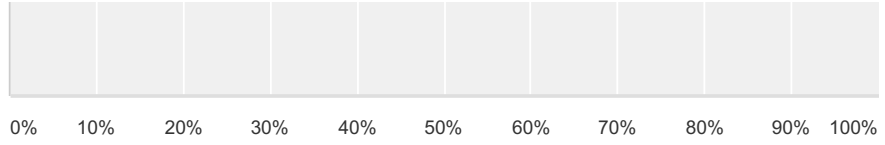
#	Responses	Date
1	Four wheel	5/3/2016 2:29 PM
2	sports	4/26/2016 8:48 AM
3	Traveling	3/7/2016 12:27 PM
4	Traveling	3/7/2016 12:26 PM

Q35 How often have you done an activity in:






Answered: 9 Skipped: 0



Nature Connection Survey

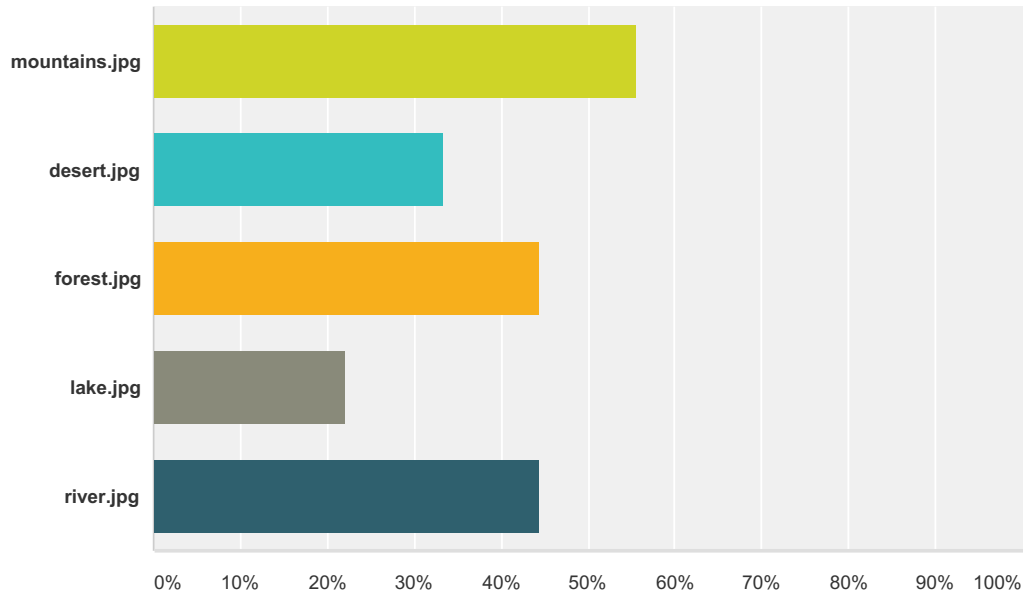







■ Never
 ■ Rarely
 ■ Often
 ■ Only on a school trip

	Never	Rarely	Often	Only on a school trip	Total
	44.44% 4	33.33% 3	11.11% 1	11.11% 1	9
	22.22% 2	22.22% 2	44.44% 4	11.11% 1	9
	33.33% 3	11.11% 1	33.33% 3	22.22% 2	9
	22.22% 2	22.22% 2	44.44% 4	11.11% 1	9
	55.56% 5	22.22% 2	22.22% 2	0.00% 0	9

**Q36 I would like to do more activities in...?
(please select your top 2 choices)**

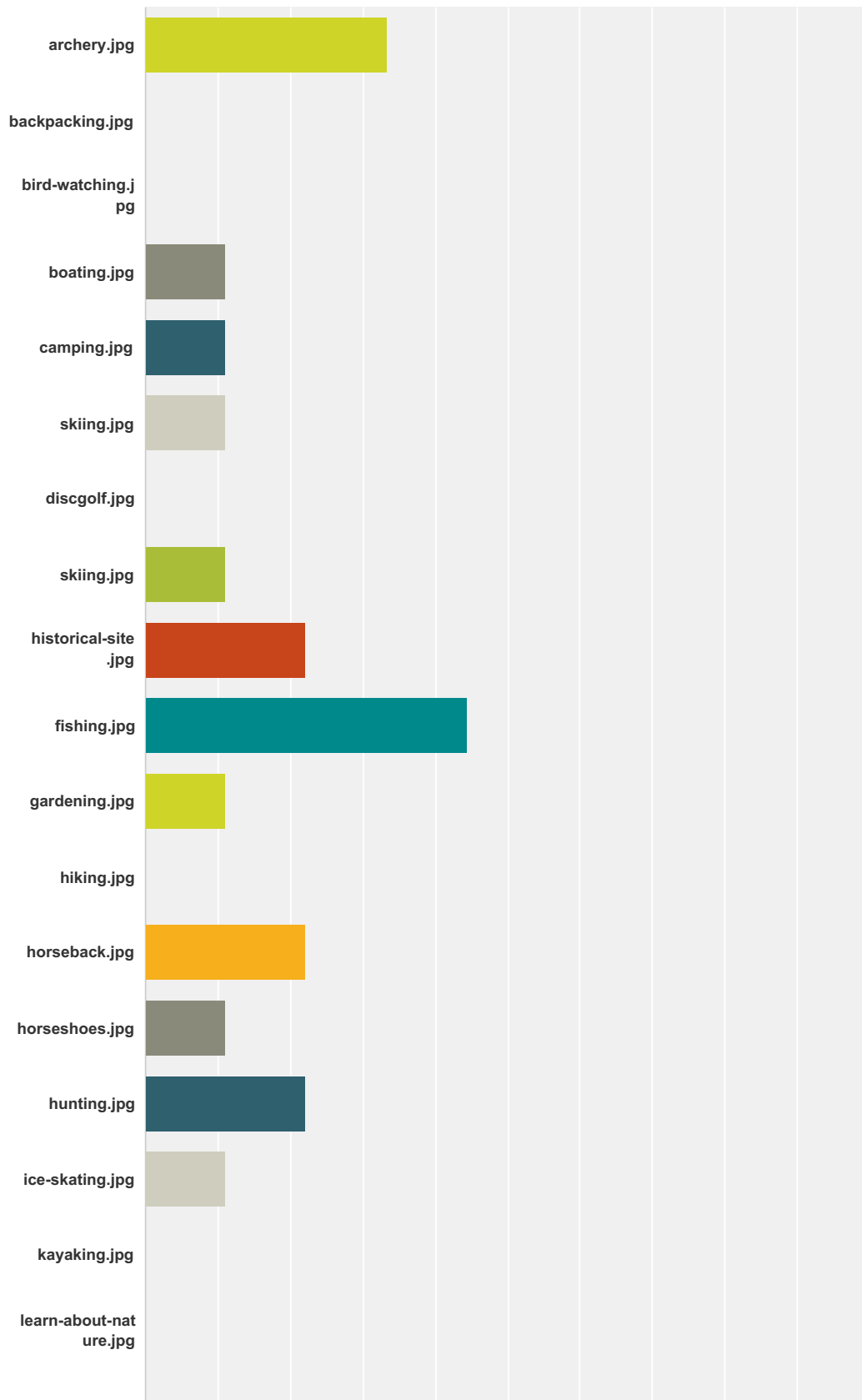
Answered: 9 Skipped: 0



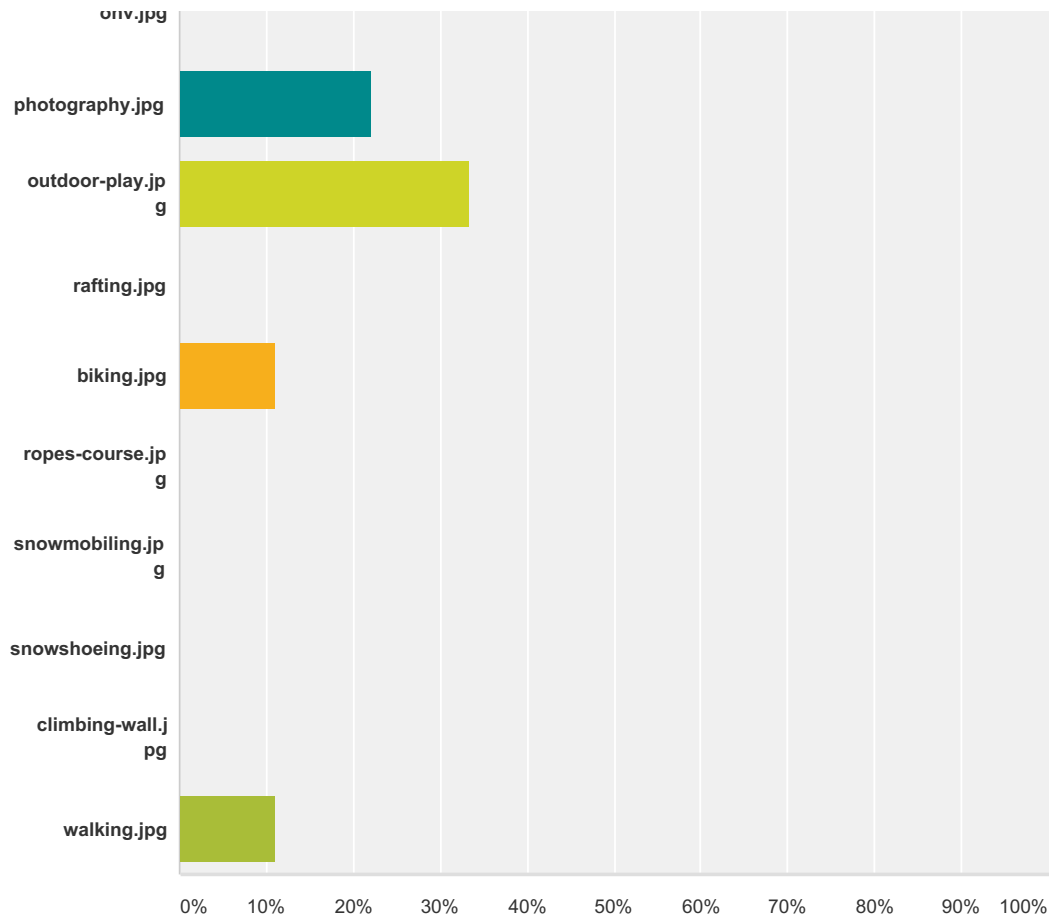
Answer Choices	Responses
	55.56% 5
	33.33% 3
	44.44% 4
	22.22% 2
	44.44% 4
Total Respondents: 9	








Q37 Please choose your 3 most favorite activities from among the following:

Answered: 9 Skipped: 0




















Nature Connection Survey





Answer Choices	Responses
	33.33% 3
	0.00% 0
	0.00% 0
	11.11% 1
	11.11% 1
	11.11% 1
	0.00% 0

Nature Connection Survey

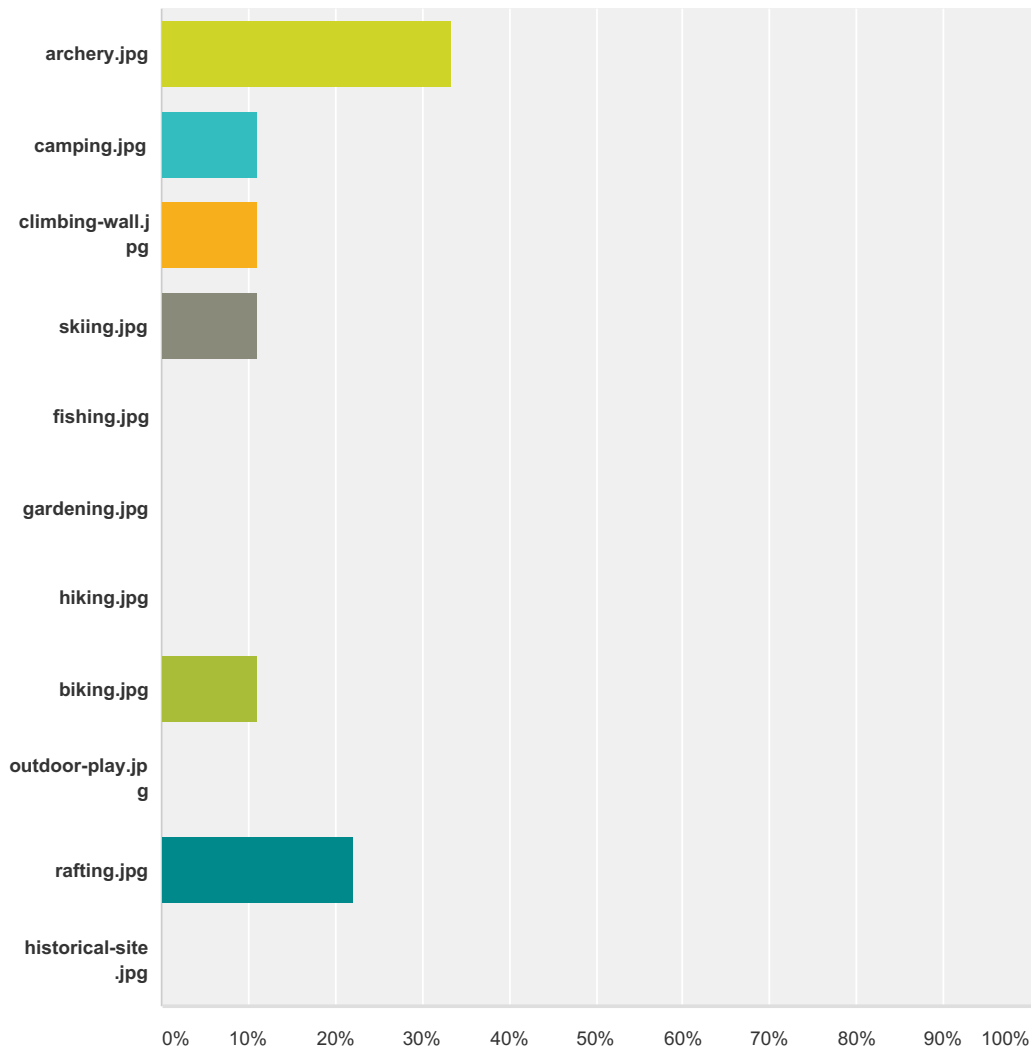
	11.11%	1
	22.22%	2
	44.44%	4
	11.11%	1
	0.00%	0
	22.22%	2
	11.11%	1
	22.22%	2
	11.11%	1
	0.00%	0
	0.00%	0
	0.00%	0
	22.22%	2
	33.33%	3
	0.00%	0
	11.11%	1
	0.00%	0





Nature Connection Survey

	0.00%	0
	0.00%	0
	0.00%	0
	11.11%	1
Total Respondents: 9		








Q38 Which new activity would you personally most like to try?

Answered: 9 Skipped: 0



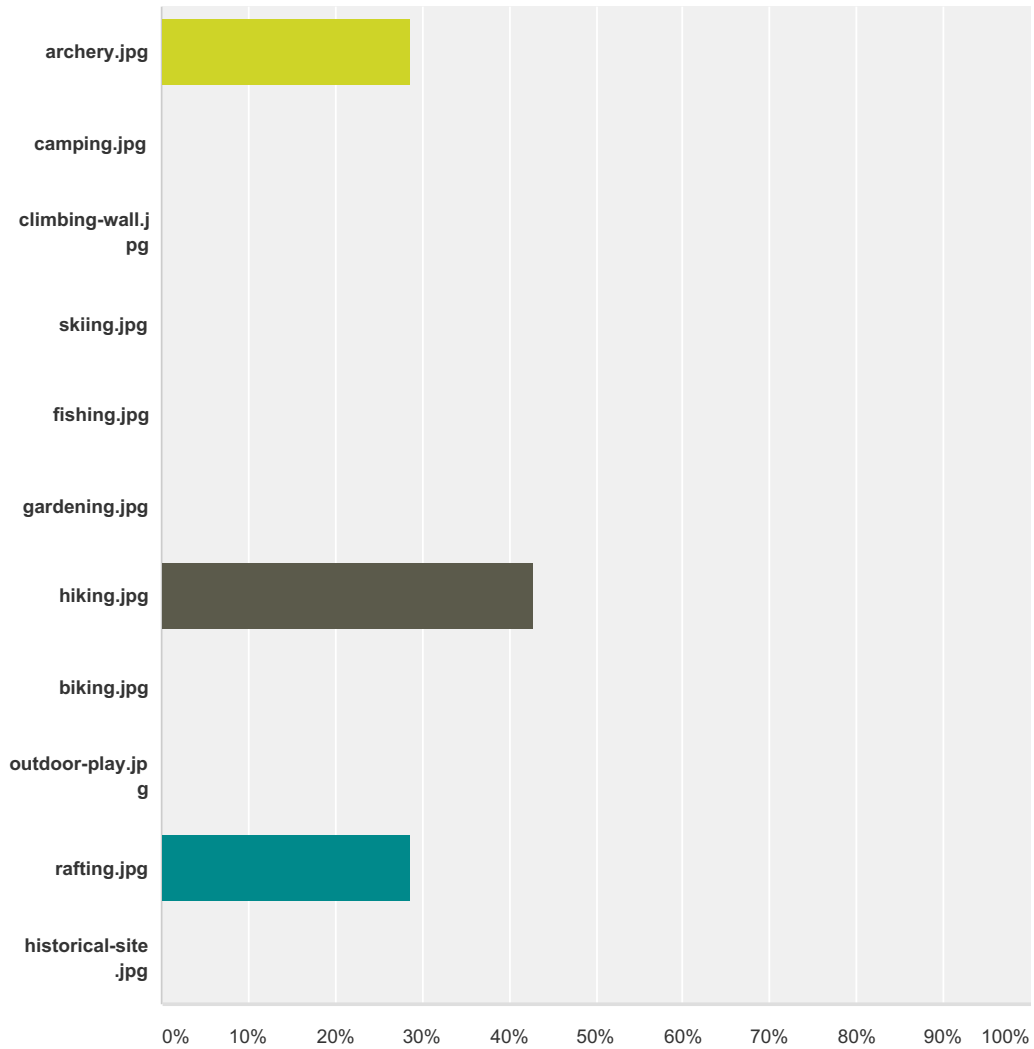
Answer Choices	Responses
	33.33% 3
	11.11% 1
	11.11% 1
	11.11% 1





Nature Connection Survey

	0.00%	0
	0.00%	0
	0.00%	0
	11.11%	1
	0.00%	0
	22.22%	2
	0.00%	0
Total		9








Q39 Which new activity would you like to try with your family?

Answered: 7 Skipped: 2



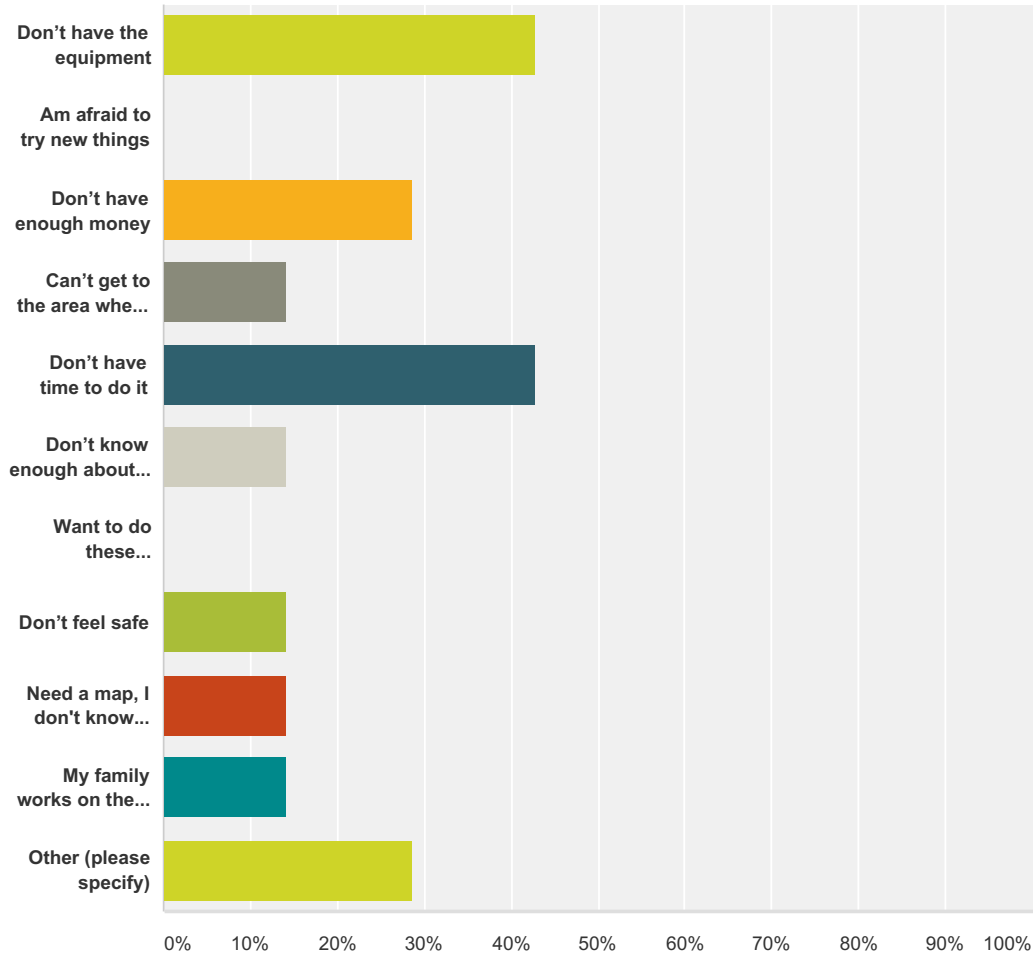
Answer Choices	Responses
	28.57% 2
	0.00% 0
	0.00% 0
	0.00% 0

Nature Connection Survey

	0.00%	0
	0.00%	0
	42.86%	3
	0.00%	0
	0.00%	0
	28.57%	2
	0.00%	0
Total		7

**Q40 What obstacles keep you (and your family) from trying new activities outdoors?
Please choose your top 3:**

Answered: 7 Skipped: 2



Answer Choices	Responses
Don't have the equipment	42.86% 3
Am afraid to try new things	0.00% 0
Don't have enough money	28.57% 2
Can't get to the area where I can do the activity (transportation is a problem)	14.29% 1
Don't have time to do it	42.86% 3
Don't know enough about the activity	14.29% 1
Want to do these activities with my friends, not by myself	0.00% 0
Don't feel safe	14.29% 1
Need a map, I don't know where to go	14.29% 1
My family works on the weekends	14.29% 1

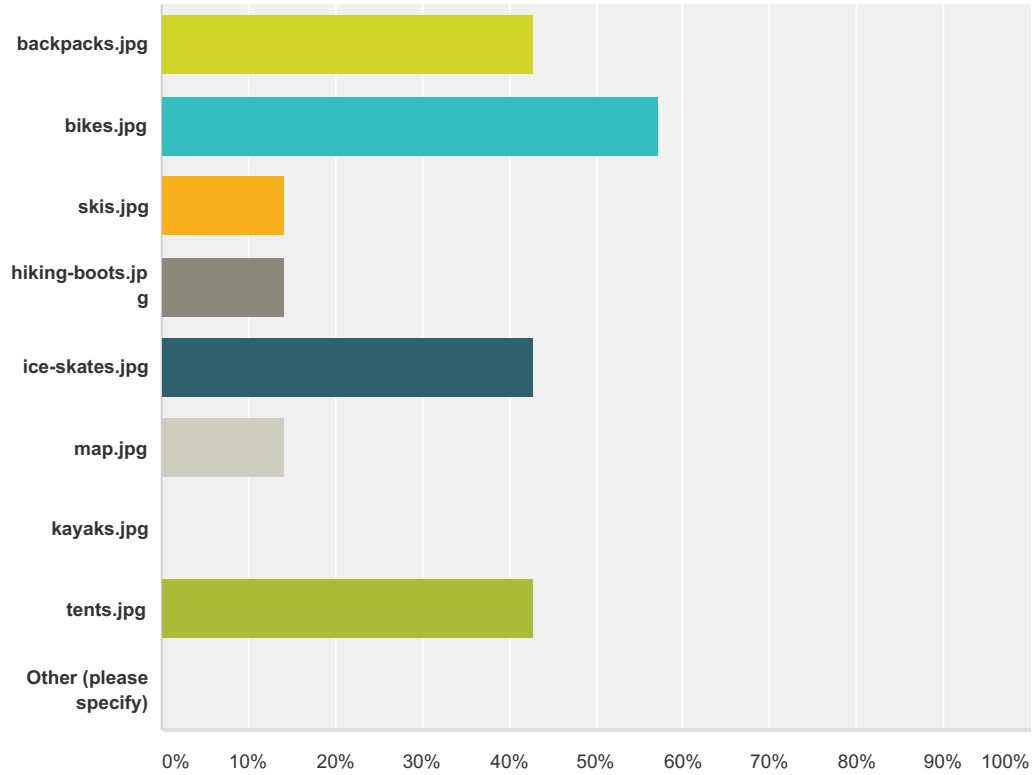
Nature Connection Survey







Other (please specify)	28.57%	2
Total Respondents: 7		

#	Other (please specify)	Date
1	Mom dose not like outdoor	5/3/2016 2:33 PM
2	need to watch animals so they don't escape	4/26/2016 8:54 AM

Q41 If this equipment were available to my family and friends, I would get outside more often... (please choose your top 3):

Answered: 7 Skipped: 2



Answer Choices	Responses
	42.86% 3
	57.14% 4
	14.29% 1
	14.29% 1
	42.86% 3
	14.29% 1

Nature Connection Survey

	0.00%	0
	42.86%	3
Other (please specify)	0.00%	0
Total Respondents: 7		

#	Other (please specify)	Date
	There are no responses.	

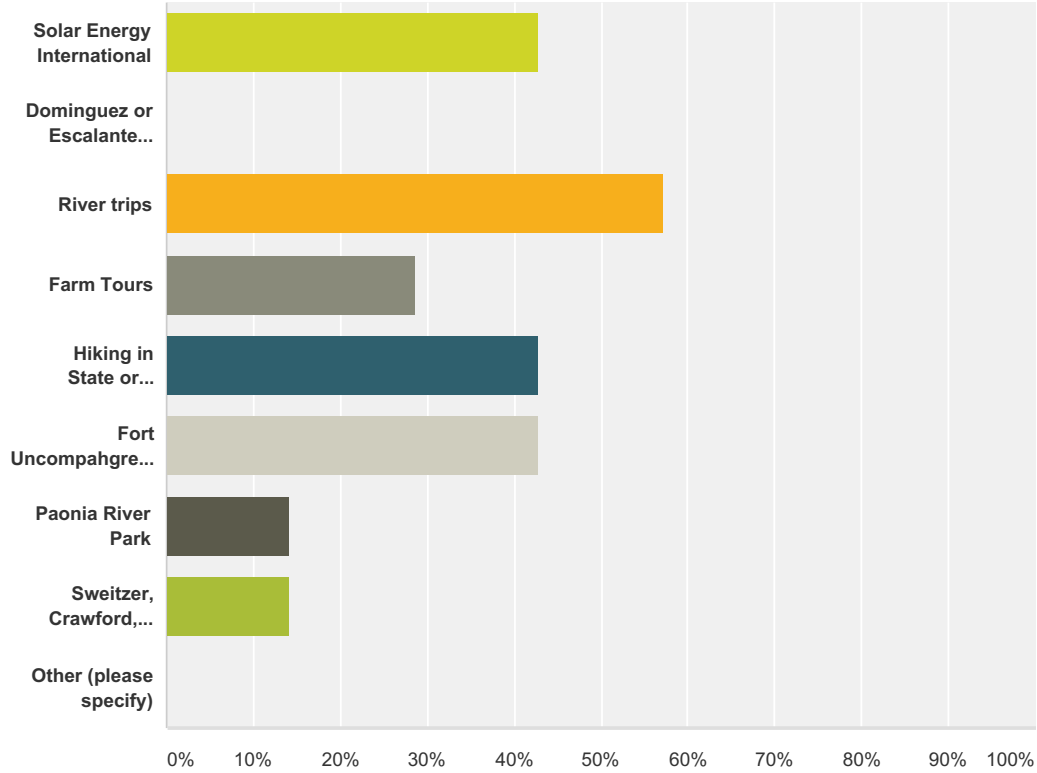
Q42 Is there any other equipment not mentioned above that you would like access to?

Answered: 3 Skipped: 6

#	Responses	Date
1	snowmobile	4/26/2016 8:58 AM
2	bows.	3/14/2016 9:51 AM
3	Horses	3/3/2016 2:56 PM

Q43 What school field trips would you like to participate in more often? (Please choose your top 3):

Answered: 7 Skipped: 2

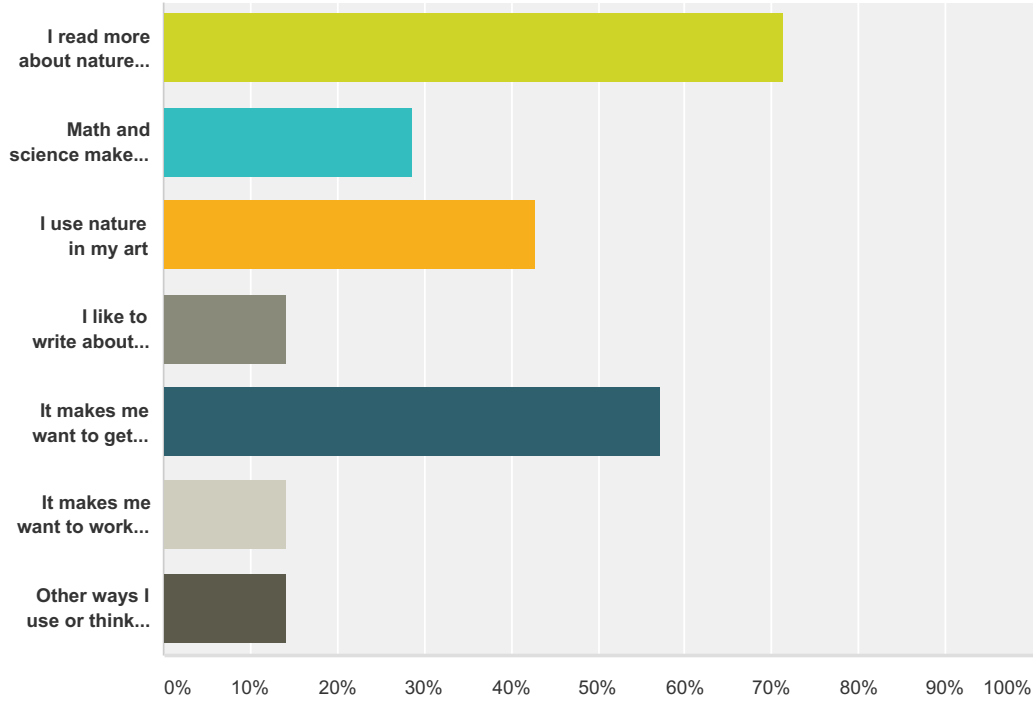


Answer Choices	Responses
Solar Energy International	42.86% 3
Dominguez or Escalante Canyon	0.00% 0
River trips	57.14% 4
Farm Tours	28.57% 2
Hiking in State or National Public Lands (like Gunnison Gorge, Grand Mesa, Uncompahgre Plateau, or the West Elks)	42.86% 3
Fort Uncompahgre Living History Museum	42.86% 3
Paonia River Park	14.29% 1
Sweitzer, Crawford, Confluence, or other lake	14.29% 1
Other (please specify)	0.00% 0
Total Respondents: 7	

#	Other (please specify)	Date
	There are no responses.	

Q44 How have your school field trips connected to your life? (Please choose your top 3):

Answered: 7 Skipped: 2



Answer Choices	Responses
I read more about nature at home or school	71.43% 5
Math and science make more sense when I see how to use them	28.57% 2
I use nature in my art	42.86% 3
I like to write about what I see, hear and experience outdoors	14.29% 1
It makes me want to get outdoors more	57.14% 4
It makes me want to work in an outdoor related field when I grow up	14.29% 1
Other ways I use or think about my school field trips:	14.29% 1
Total Respondents: 7	

#	Other ways I use or think about my school field trips:	Date
1	There fun	3/7/2016 12:35 PM

Q45 Thank you for taking the survey. If you have any other comments you would like to share please provide them here:

Answered: 1 Skipped: 8

#	Responses	Date
1	You need more horses!	3/3/2016 2:59 PM