

Q1 Choose your survey language:

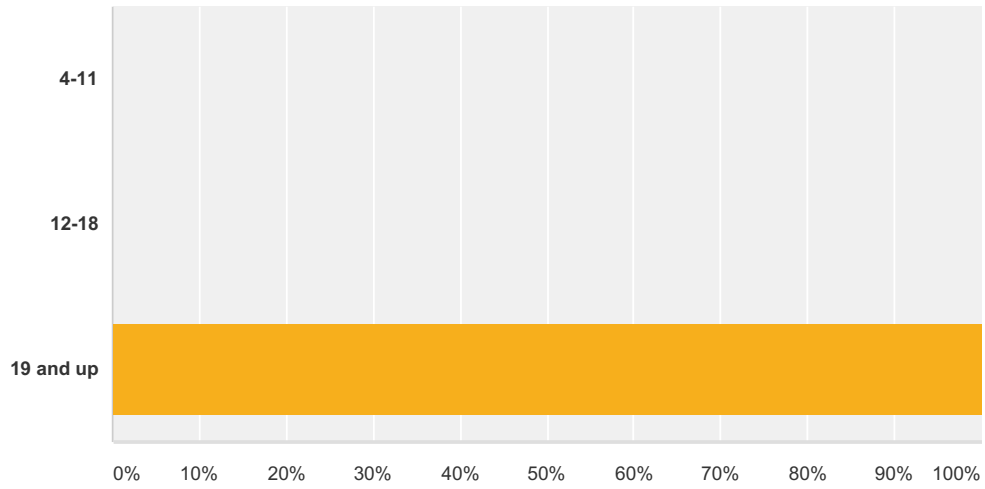
Answered: 24 Skipped: 0



Answer Choices	Responses
English	100.00% 24
Espanol	0.00% 0
Total	24

Q2 Please choose your age range:

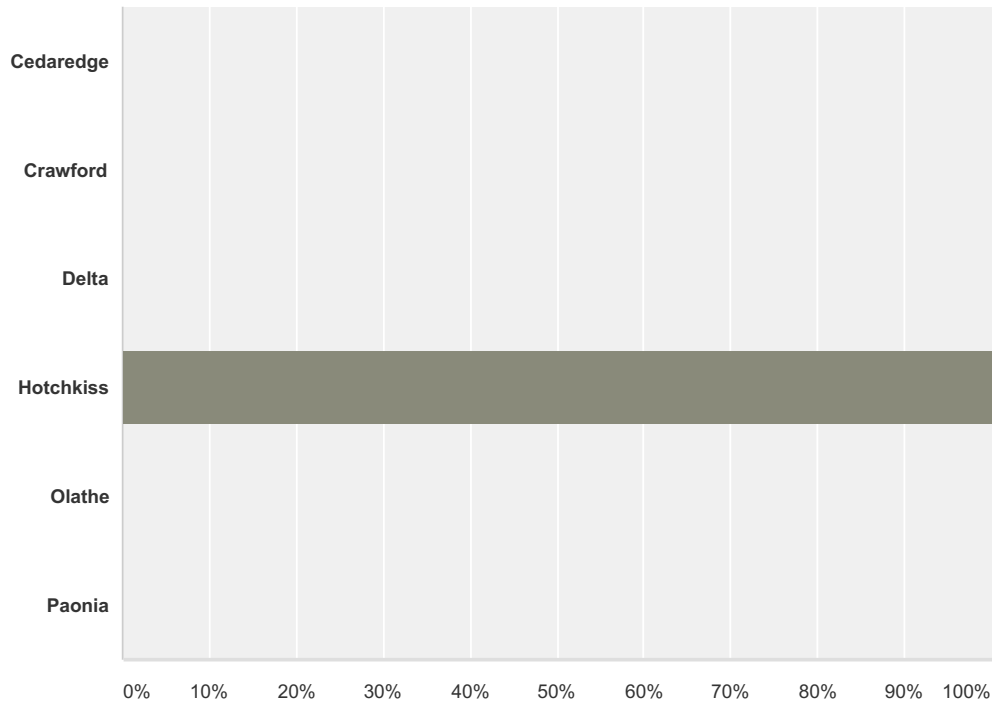
Answered: 24 Skipped: 0



Answer Choices	Responses
4-11	0.00% 0
12-18	0.00% 0
19 and up	100.00% 24
Total	24

Q19 Which town do you live closest to?

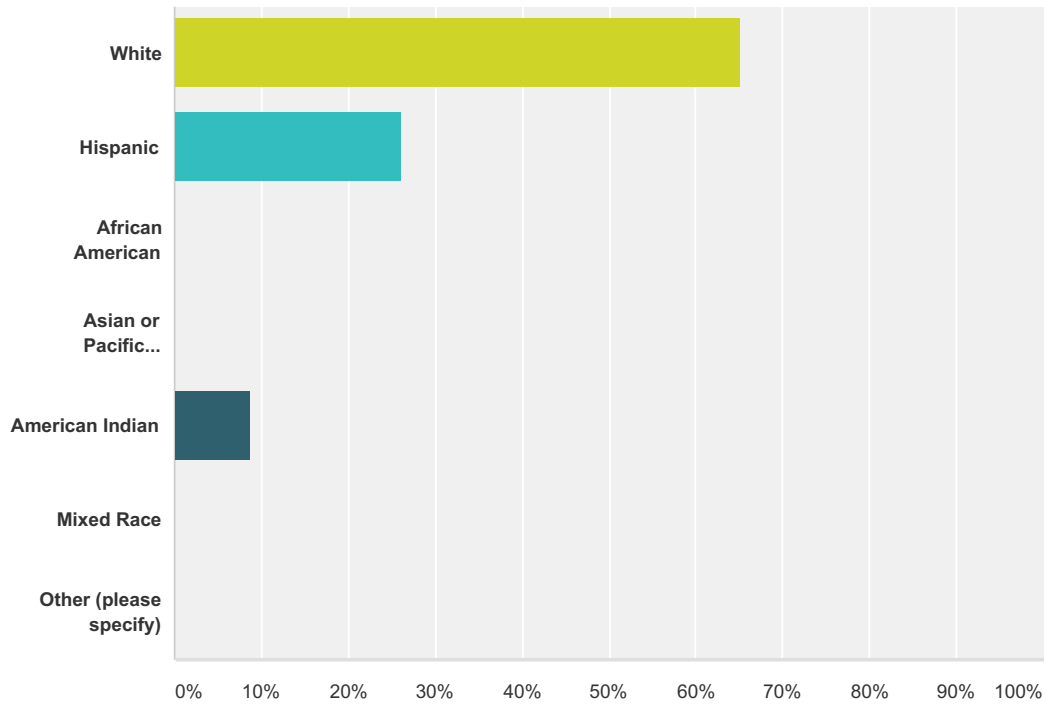
Answered: 24 Skipped: 0



Answer Choices	Responses
Cedaredge	0.00% 0
Crawford	0.00% 0
Delta	0.00% 0
Hotchkiss	100.00% 24
Olathe	0.00% 0
Paonia	0.00% 0
Total	24

Q20 What is your ethnicity?

Answered: 23 Skipped: 1

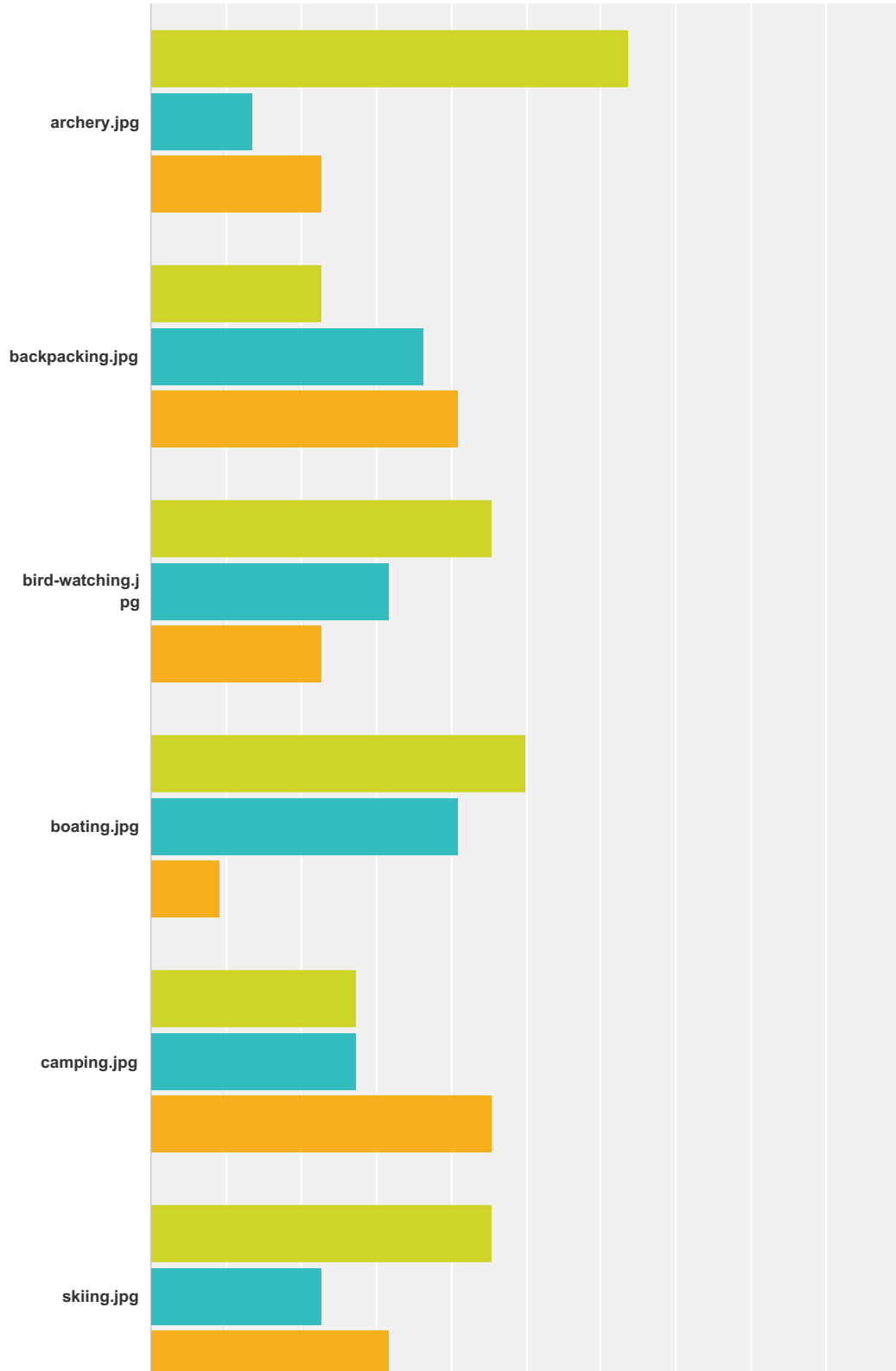


Answer Choices	Responses
White	65.22% 15
Hispanic	26.09% 6
African American	0.00% 0
Asian or Pacific Islander	0.00% 0
American Indian	8.70% 2
Mixed Race	0.00% 0
Other (please specify)	0.00% 0
Total	23

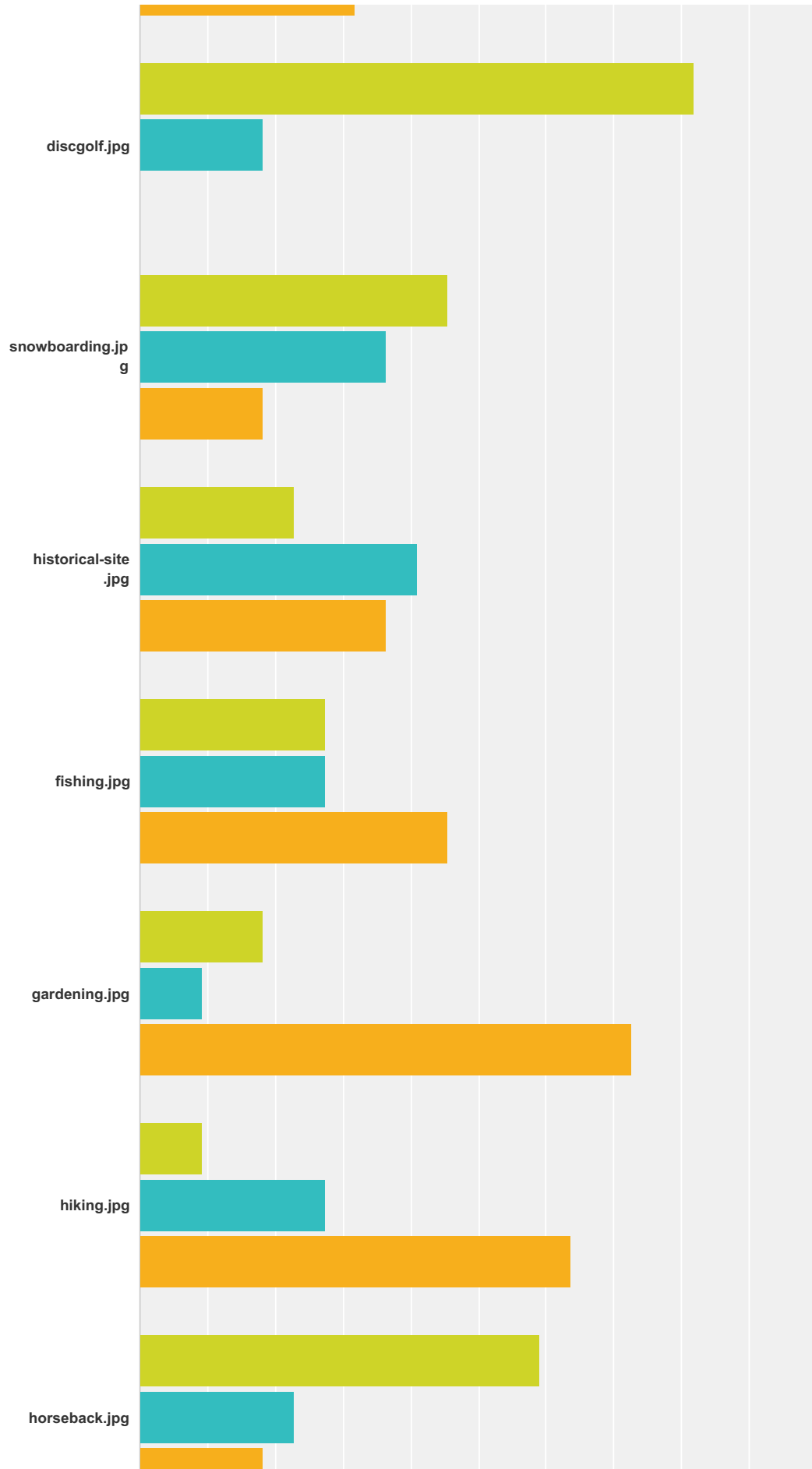
#	Other (please specify)	Date
	There are no responses.	

Q21 Below is a list of activities available to kids and families in Western Colorado. Please indicate your level of participation in that activity:

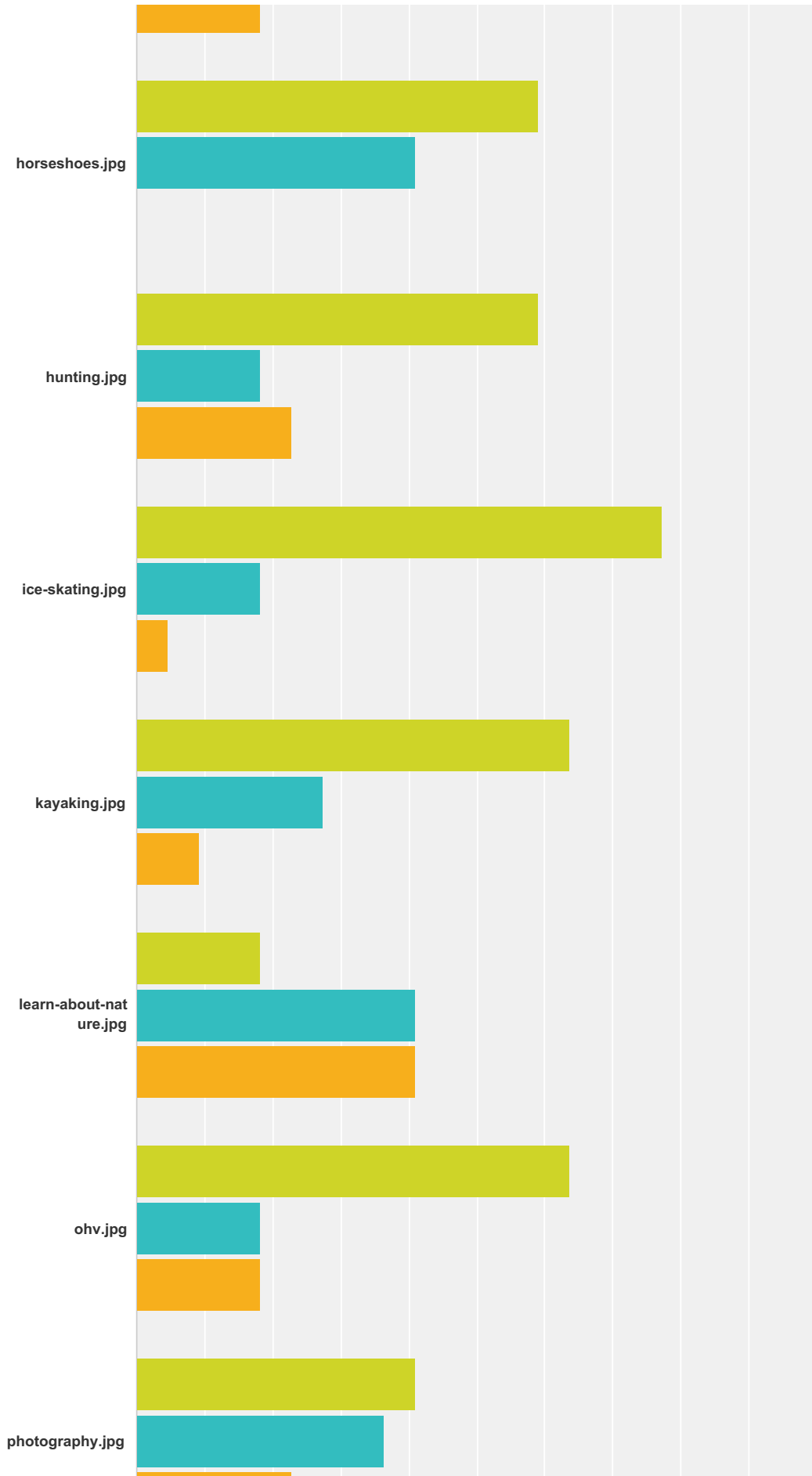
Answered: 22 Skipped: 2



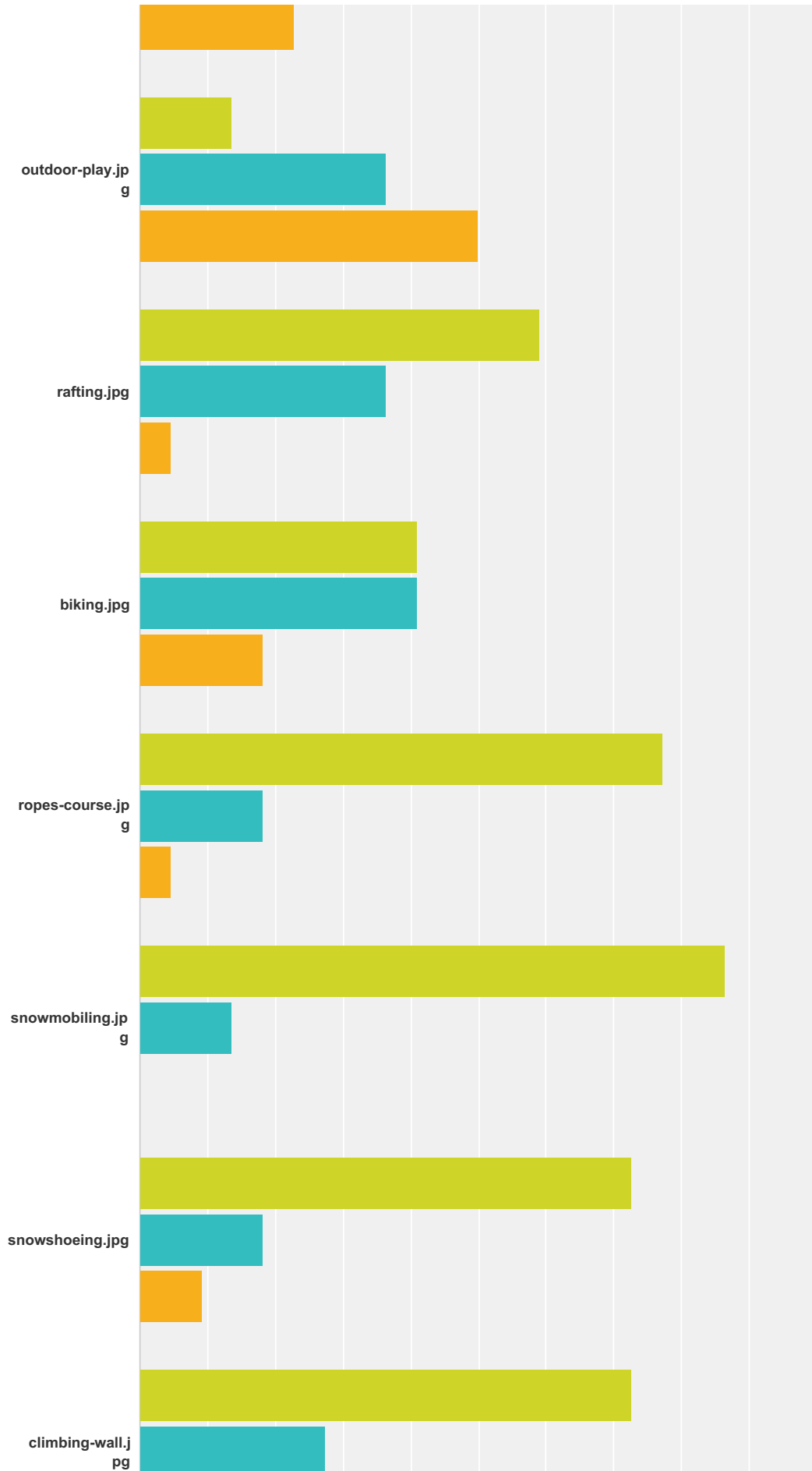
Nature Connection Survey



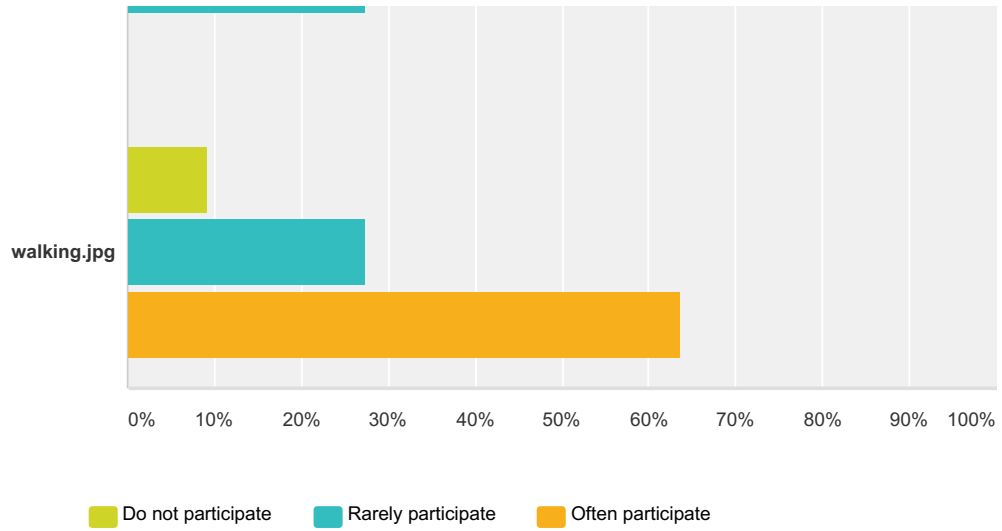
Nature Connection Survey











Nature Connection Survey















Nature Connection Survey







	Do not participate	Rarely participate	Often participate	Total
	63.64% 14	13.64% 3	22.73% 5	22
	22.73% 5	36.36% 8	40.91% 9	22
	45.45% 10	31.82% 7	22.73% 5	22
	50.00% 11	40.91% 9	9.09% 2	22
	27.27% 6	27.27% 6	45.45% 10	22
	45.45% 10	22.73% 5	31.82% 7	22
	81.82% 18	18.18% 4	0.00% 0	22
	45.45% 10	36.36% 8	18.18% 4	22

Nature Connection Survey

		22.73% 5	40.91% 9	36.36% 8	22
		27.27% 6	27.27% 6	45.45% 10	22
		18.18% 4	9.09% 2	72.73% 16	22
		9.09% 2	27.27% 6	63.64% 14	22
		59.09% 13	22.73% 5	18.18% 4	22
		59.09% 13	40.91% 9	0.00% 0	22
		59.09% 13	18.18% 4	22.73% 5	22
		77.27% 17	18.18% 4	4.55% 1	22
		63.64% 14	27.27% 6	9.09% 2	22
		18.18% 4	40.91% 9	40.91% 9	22
		63.64% 14	18.18% 4	18.18% 4	22
		40.91% 9	36.36% 8	22.73% 5	22

Nature Connection Survey

		13.64% 3	36.36% 8	50.00% 11	22
		59.09% 13	36.36% 8	4.55% 1	22
		40.91% 9	40.91% 9	18.18% 4	22
		77.27% 17	18.18% 4	4.55% 1	22
		86.36% 19	13.64% 3	0.00% 0	22
		72.73% 16	18.18% 4	9.09% 2	22
		72.73% 16	27.27% 6	0.00% 0	22
		9.09% 2	27.27% 6	63.64% 14	22

Nature Connection Survey

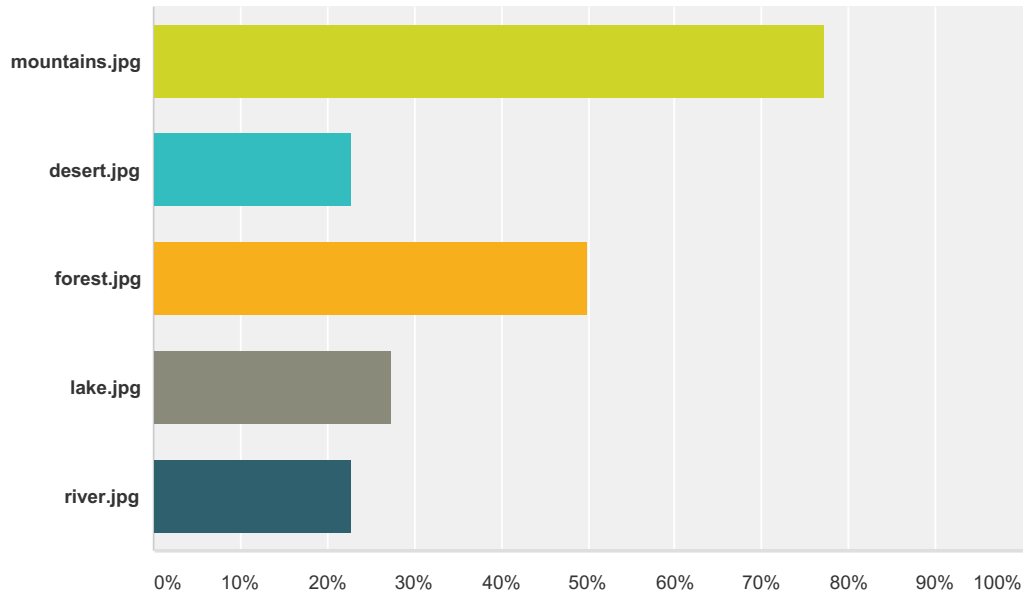
Q22 Are there any outdoor activities not listed above that you presently participate in?






Answered: 5 Skipped: 19

#	Responses	Date
1	no	4/18/2016 2:49 PM
2	Rock collecting	3/24/2016 6:13 PM
3	Swimming	3/12/2016 2:34 PM
4	visiting hot springs	3/4/2016 8:16 AM
5	Soccer, baseball, trampoline	3/2/2016 8:24 AM

**Q23 I would like to do more activities in...?
(please select your top 2 choices)**

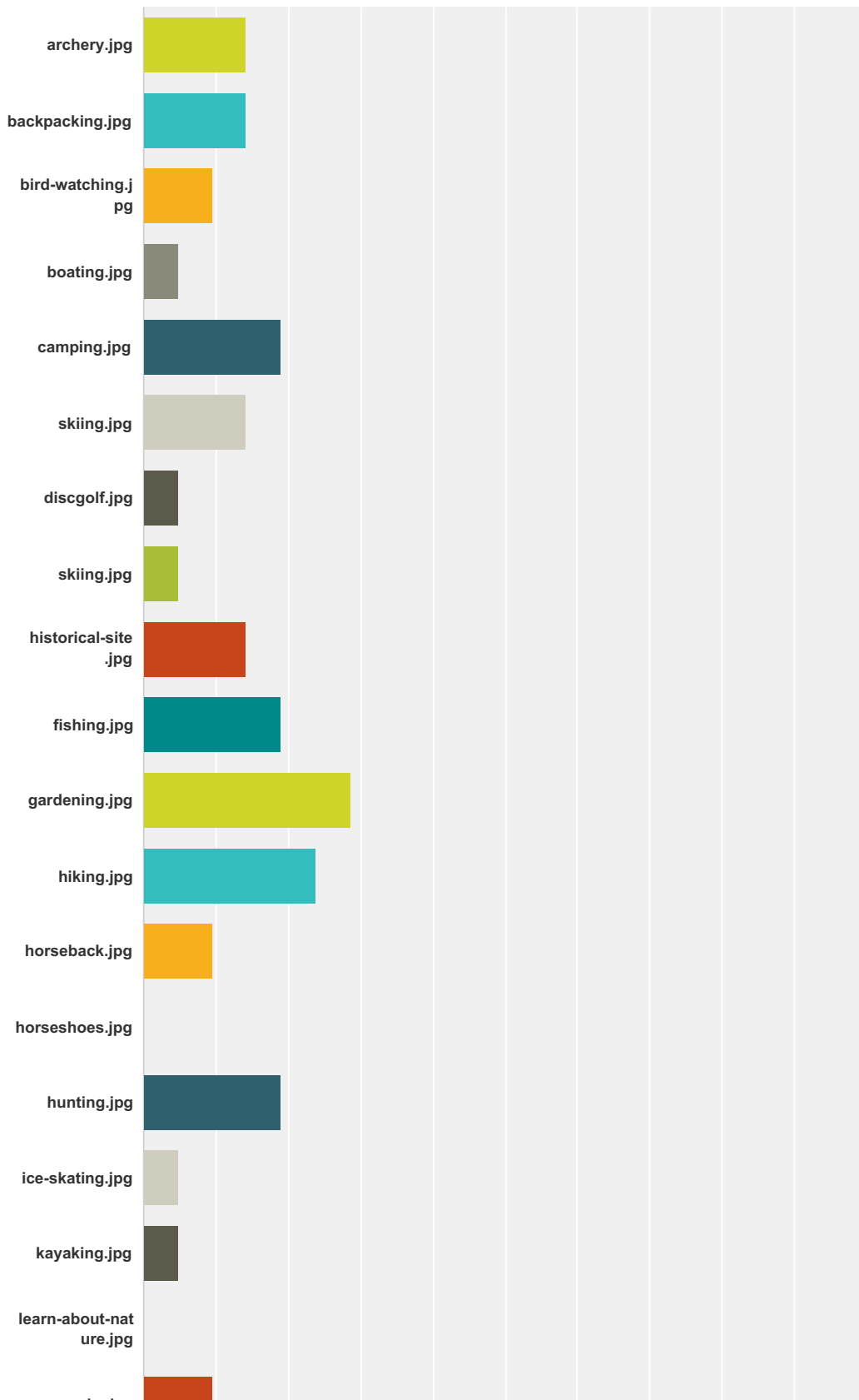
Answered: 22 Skipped: 2



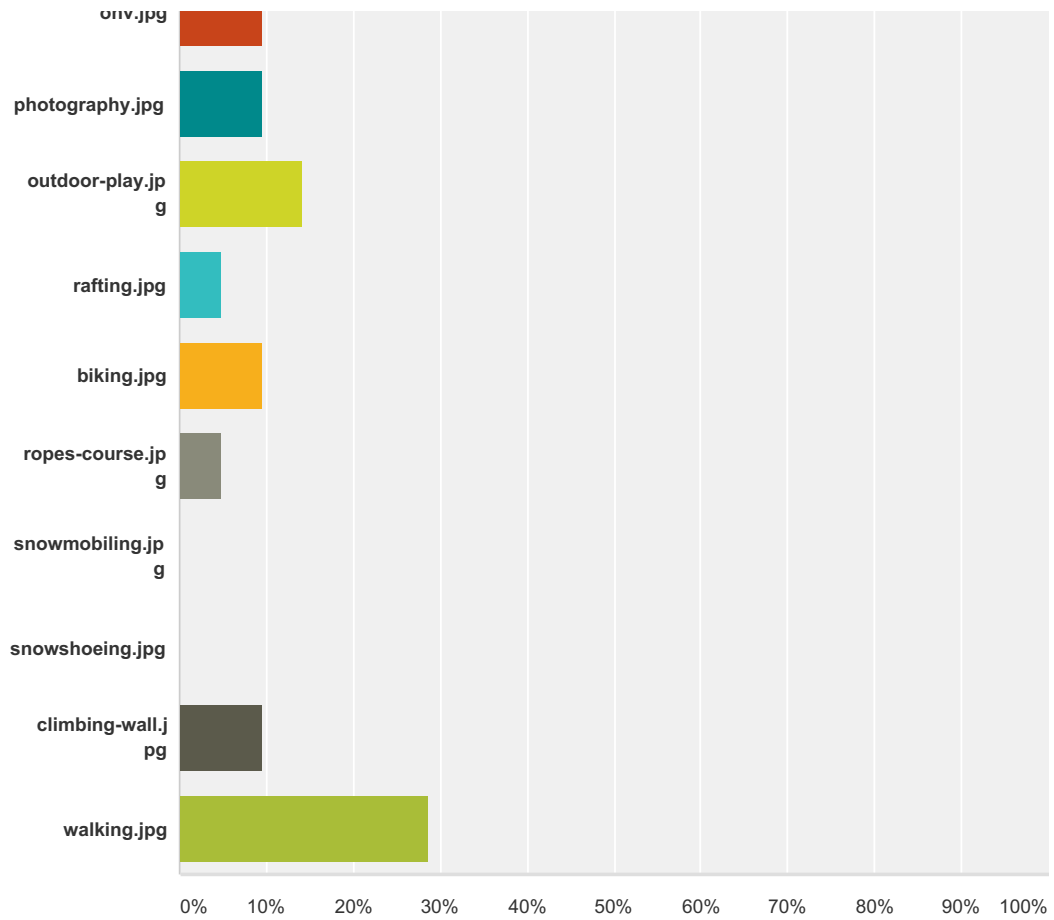
Answer Choices	Responses
	77.27% 17
	22.73% 5
	50.00% 11
	27.27% 6
	22.73% 5
Total Respondents: 22	








Q24 Please choose your 3 most favorite activities from among the following:

Answered: 21 Skipped: 3




















Nature Connection Survey






Answer Choices	Responses
	14.29% 3
	14.29% 3
	9.52% 2
	4.76% 1
	19.05% 4
	14.29% 3
	4.76% 1

Nature Connection Survey

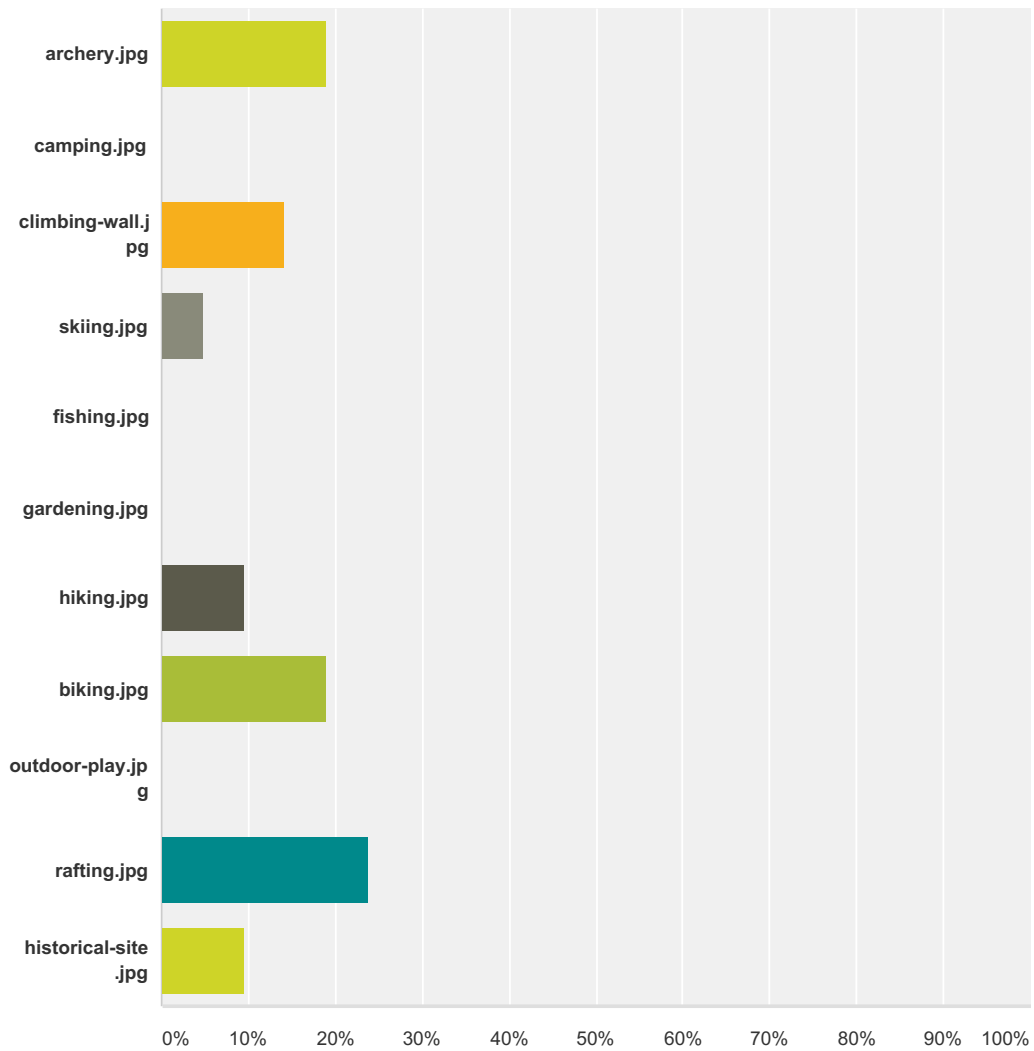
	4.76%	1
	14.29%	3
	19.05%	4
	28.57%	6
	23.81%	5
	9.52%	2
	0.00%	0
	19.05%	4
	4.76%	1
	4.76%	1
	0.00%	0
	9.52%	2
	9.52%	2
	14.29%	3
	4.76%	1
	9.52%	2
	4.76%	1





Nature Connection Survey

	0.00%	0
	0.00%	0
	9.52%	2
	28.57%	6
Total Respondents: 21		








Q25 Which new activity would you personally most like to try?

Answered: 21 Skipped: 3



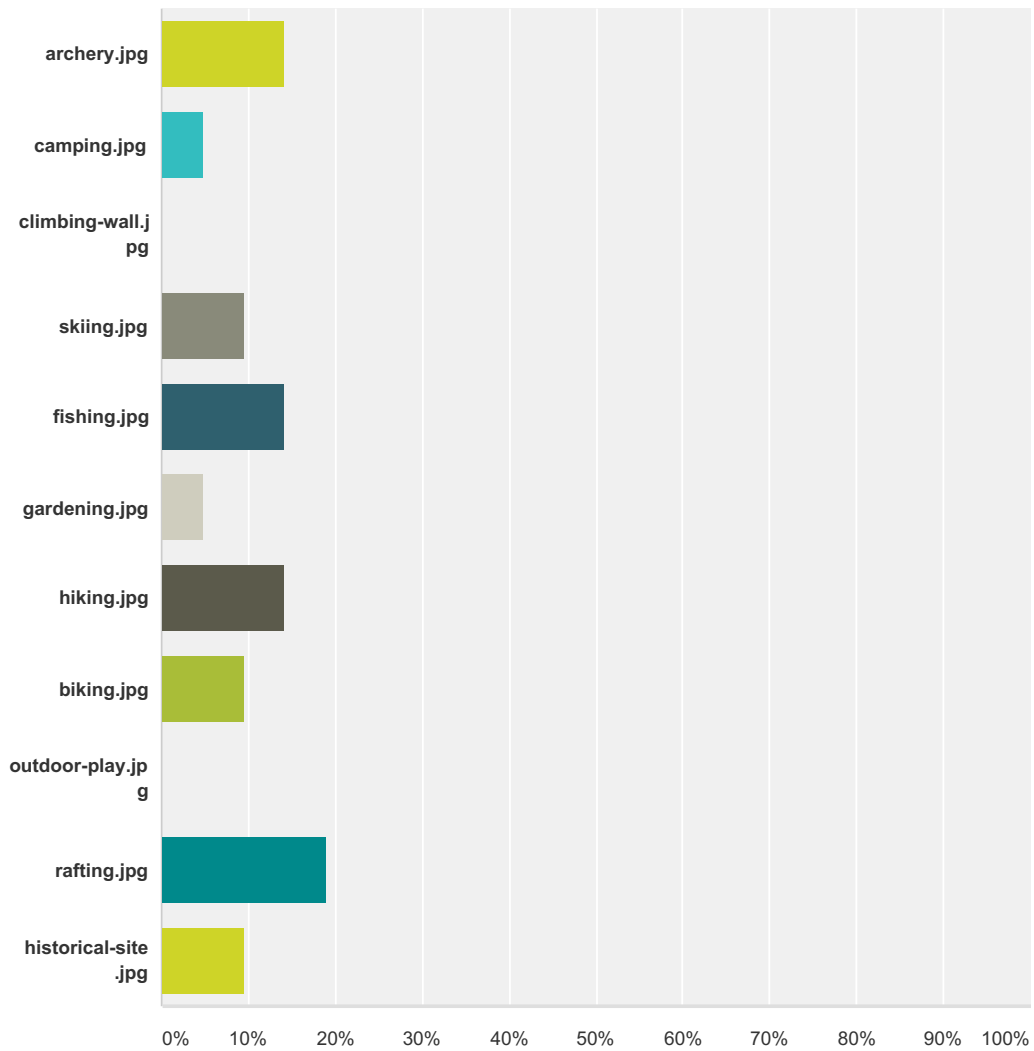
Answer Choices	Responses
	19.05% 4
	0.00% 0
	14.29% 3
	4.76% 1





Nature Connection Survey

	0.00%	0
	0.00%	0
	9.52%	2
	19.05%	4
	0.00%	0
	23.81%	5
	9.52%	2
Total		21








Q26 Which new activity would you like to try with your family?

Answered: 21 Skipped: 3



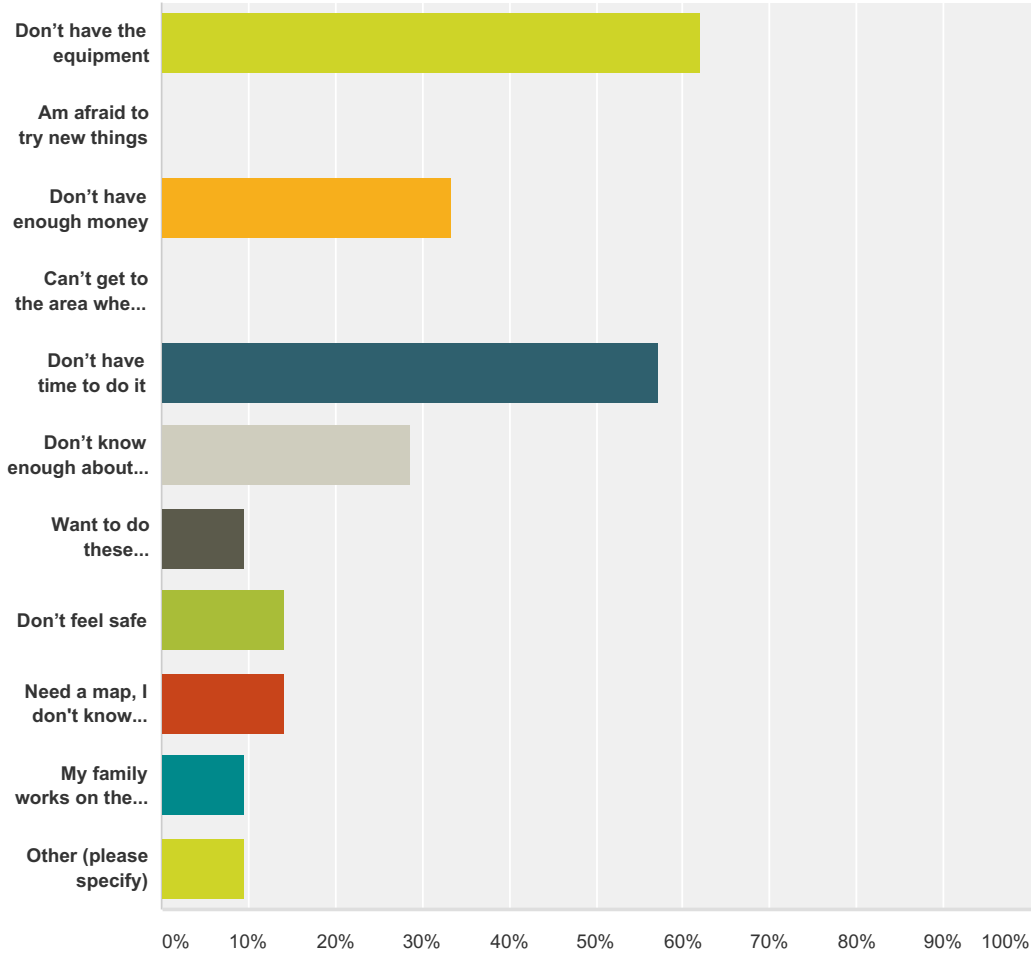
Answer Choices	Responses
	14.29% 3
	4.76% 1
	0.00% 0
	9.52% 2

Nature Connection Survey

	14.29%	3
	4.76%	1
	14.29%	3
	9.52%	2
	0.00%	0
	19.05%	4
	9.52%	2
Total		21

**Q27 What obstacles keep you (and your family) from trying new activities outdoors?
Please choose your top 3:**

Answered: 21 Skipped: 3



Answer Choices	Responses	Count
Don't have the equipment	61.90%	13
Am afraid to try new things	0.00%	0
Don't have enough money	33.33%	7
Can't get to the area where I can do the activity (transportation is a problem)	0.00%	0
Don't have time to do it	57.14%	12
Don't know enough about the activity	28.57%	6
Want to do these activities with my friends, not by myself	9.52%	2
Don't feel safe	14.29%	3
Need a map, I don't know where to go	14.29%	3
My family works on the weekends	9.52%	2

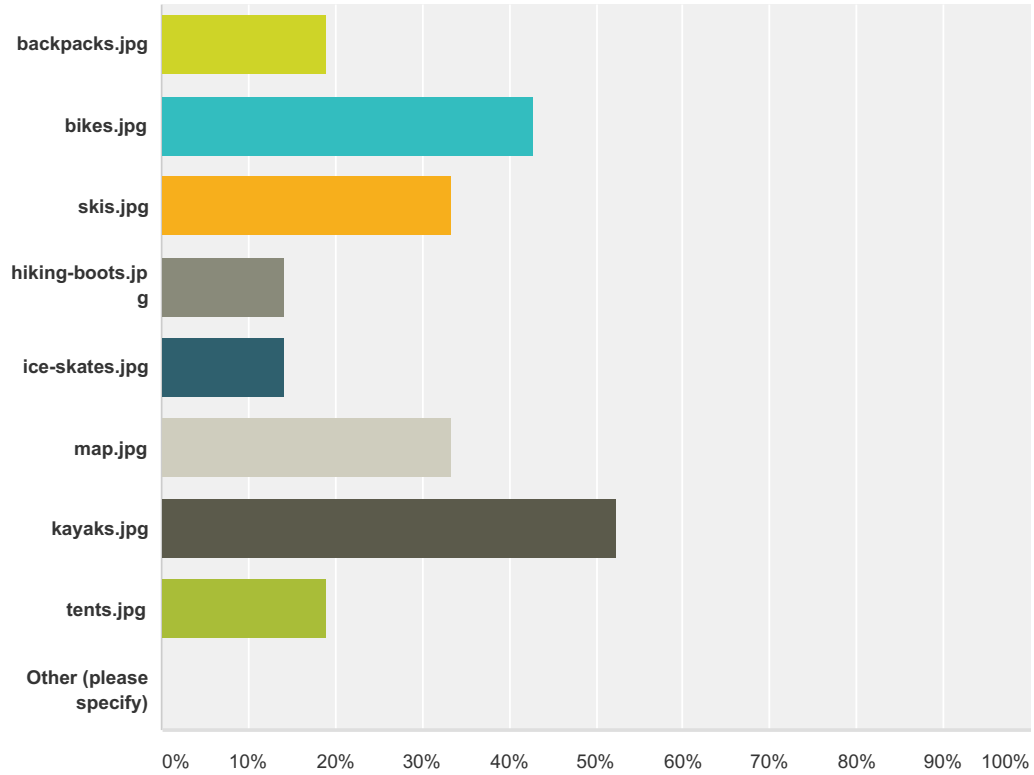
Nature Connection Survey







Other (please specify)	9.52%	2
Total Respondents: 21		

#	Other (please specify)	Date
1	Sometimes I feel too busy and unmotivated	4/22/2016 1:14 PM
2	I like to go to the wilderness and not see lots of people. Some of these places are too crowded.	3/4/2016 8:21 AM

Q28 If this equipment were available to my family and friends, I would get outside more often... (please choose your top 3):

Answered: 21 Skipped: 3



Answer Choices	Responses
	19.05% 4
	42.86% 9
	33.33% 7
	14.29% 3
	14.29% 3
	33.33% 7

Nature Connection Survey

	52.38%	11
	19.05%	4
Other (please specify)	0.00%	0
Total Respondents: 21		

#	Other (please specify)	Date
	There are no responses.	

Q29 Is there any other equipment not mentioned above that you would like access to?

Answered: 2 Skipped: 22

#	Responses	Date
1	ropes and climbing gear	2/25/2016 10:59 AM
2	4 wheeler	2/24/2016 2:15 PM

Q30 Thank you for taking the survey. If you have any other comments you would like to share please provide them here:

Answered: 3 Skipped: 21

#	Responses	Date
1	Hotchkiss kids need access to playground areas for different age groups. Examples would be basketball courts, tennis courts but also equipment to go with it.	4/2/2016 12:10 PM
2	More mountain biking trails that are easy to moderate would be great. We have a lot of really hard trails, but I don't know of many that are doable for a multi-aged family group.	3/15/2016 2:39 PM
3	I do not want more people in the wilderness.	3/4/2016 8:23 AM