

### Q1 Choose your survey language:

Answered: 8 Skipped: 0



Answer Choices	Responses
English	100.00% 8
Espanol	0.00% 0
<b>Total</b>	<b>8</b>

**Q2 Please choose your age range:**

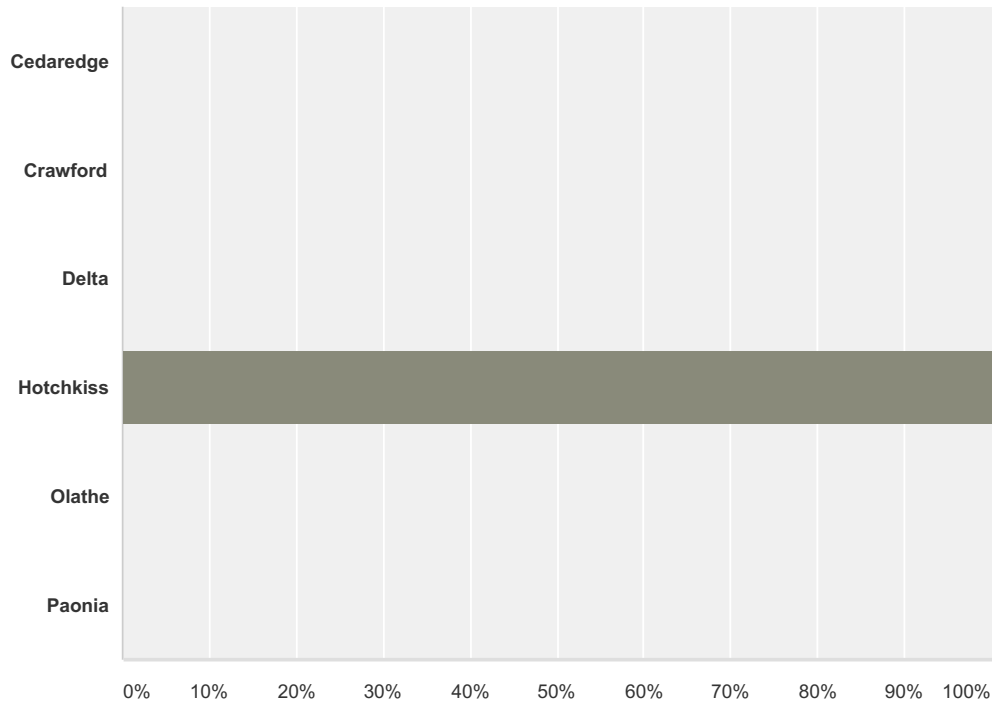
Answered: 8 Skipped: 0



Answer Choices	Responses	
4-11	100.00%	8
12-18	0.00%	0
19 and up	0.00%	0
<b>Total</b>		<b>8</b>

### Q31 Which town do you live closest to?

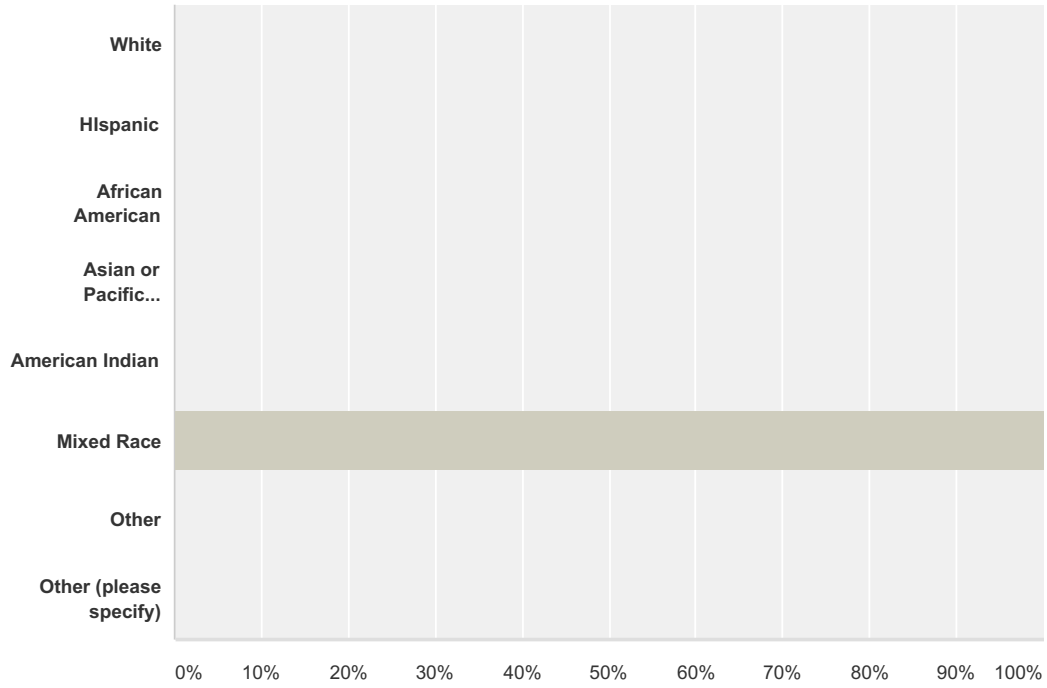
Answered: 8 Skipped: 0



Answer Choices	Responses
Cedaredge	0.00% 0
Crawford	0.00% 0
Delta	0.00% 0
Hotchkiss	100.00% 8
Olathe	0.00% 0
Paonia	0.00% 0
<b>Total</b>	<b>8</b>

### Q32 What is your ethnicity?

Answered: 8 Skipped: 0

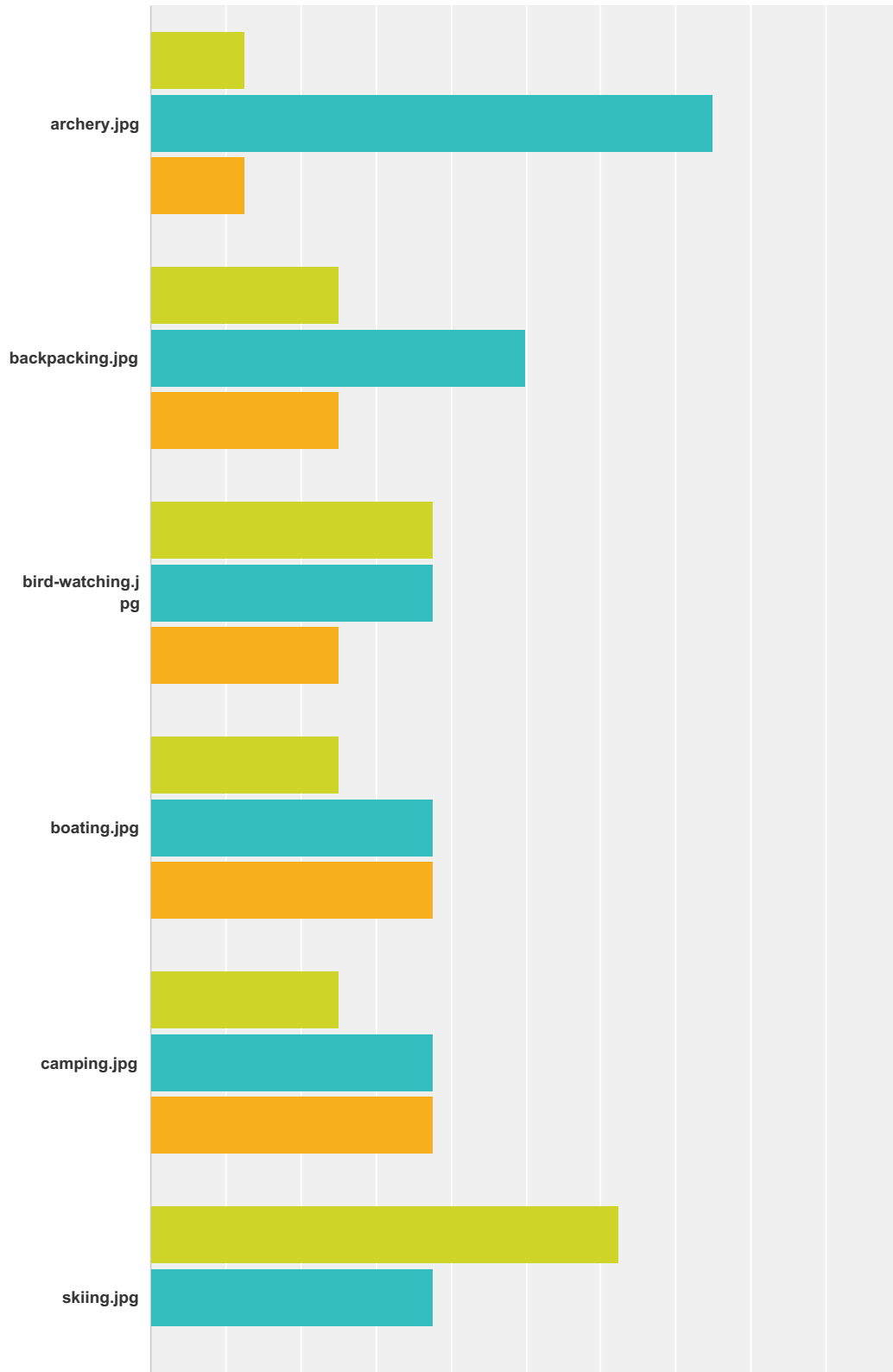


Answer Choices	Responses
White	0.00% 0
Hispanic	0.00% 0
African American	0.00% 0
Asian or Pacific Islander	0.00% 0
American Indian	0.00% 0
Mixed Race	100.00% 8
Other	0.00% 0
Other (please specify)	0.00% 0
<b>Total</b>	<b>8</b>

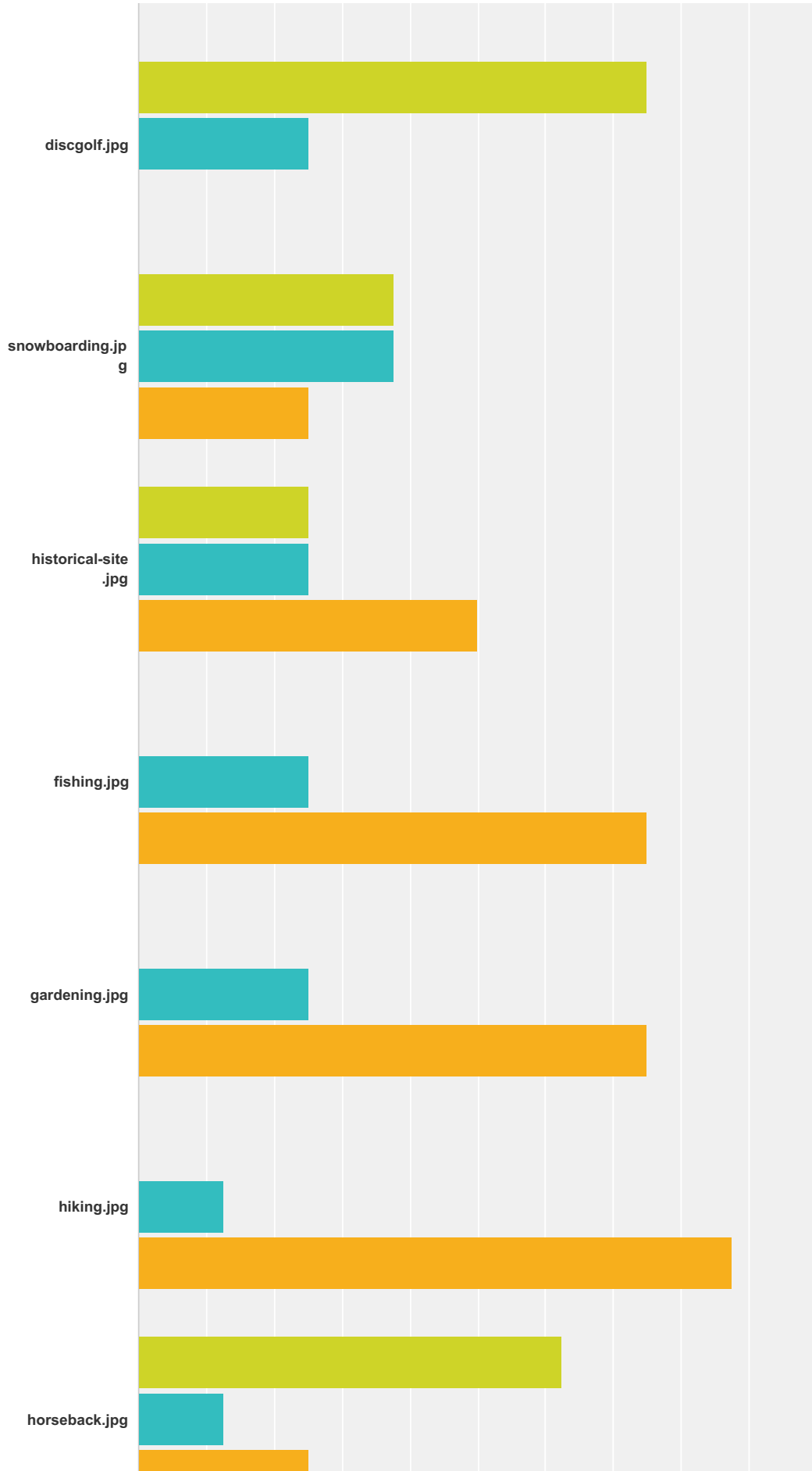
#	Other (please specify)	Date
	There are no responses.	

**Q33 Below is a list of activities available to kids and families in Western Colorado. Please indicate your level of participation in that activity:**

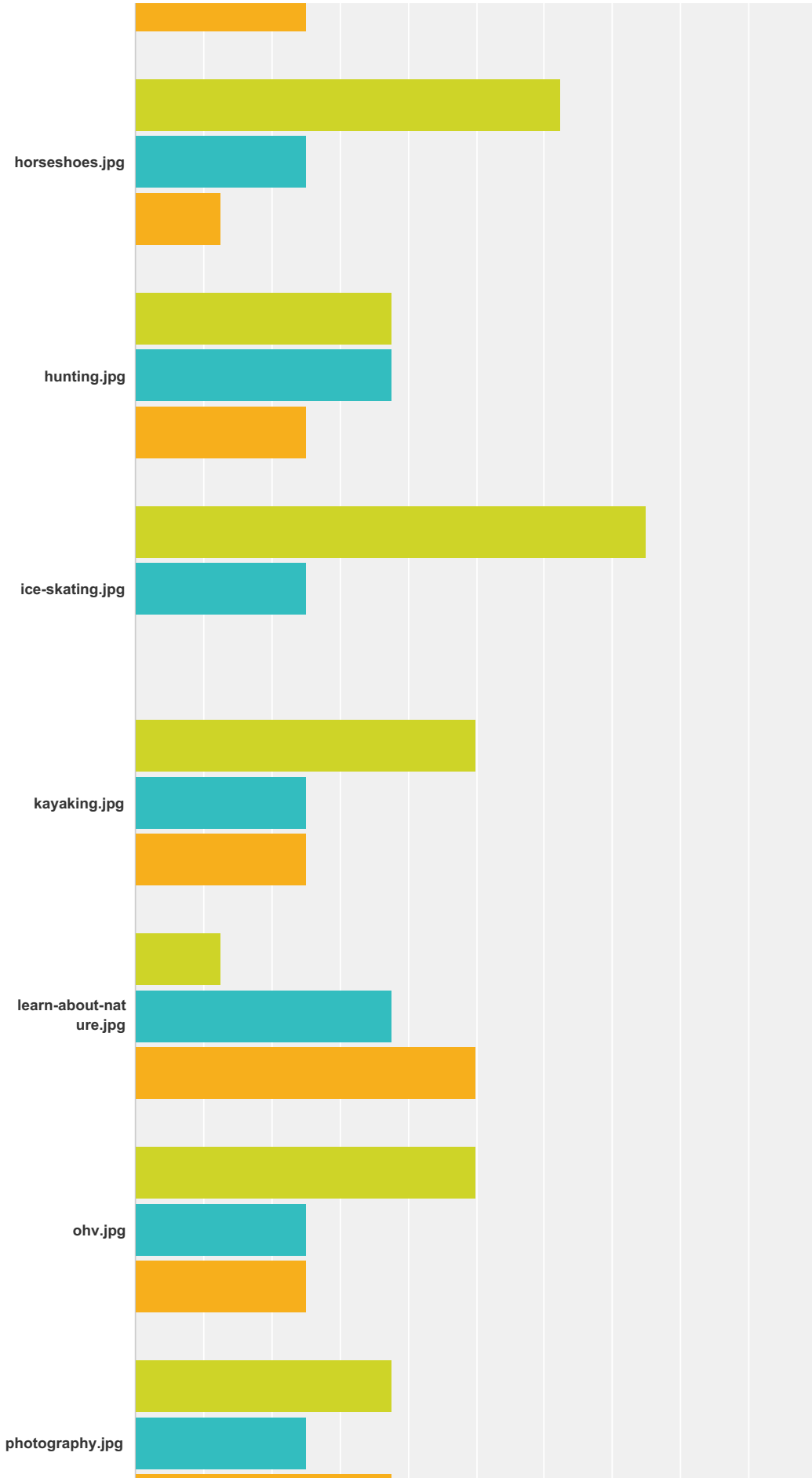
Answered: 8 Skipped: 0



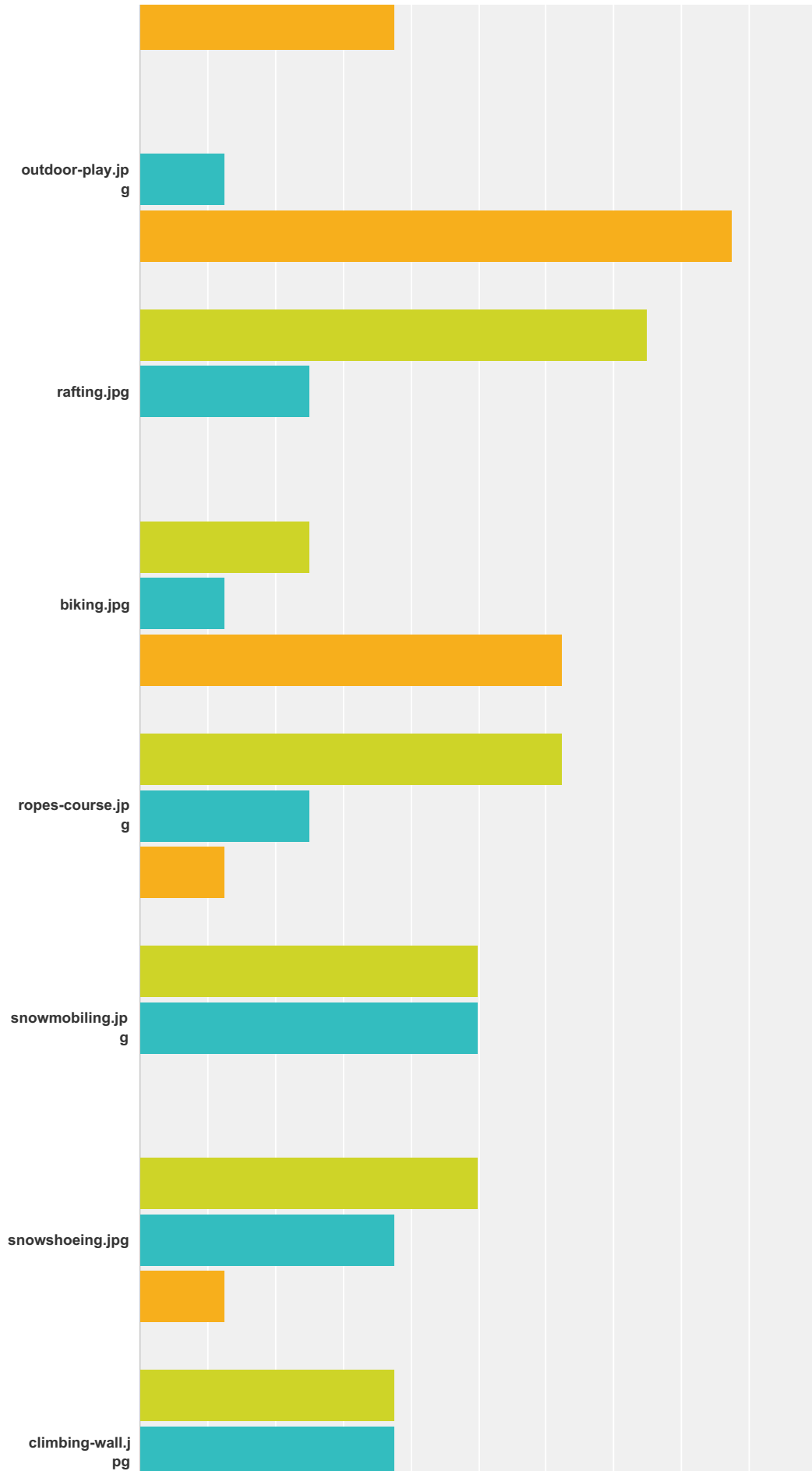
# Nature Connection Survey



# Nature Connection Survey

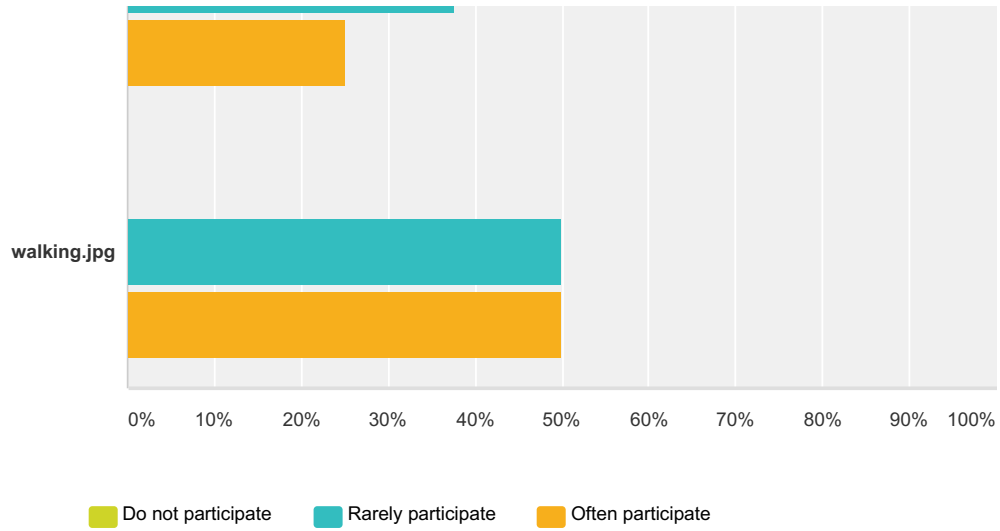










# Nature Connection Survey

















# Nature Connection Survey








	Do not participate	Rarely participate	Often participate	Total
	12.50% 1	75.00% 6	12.50% 1	8
	25.00% 2	50.00% 4	25.00% 2	8
	37.50% 3	37.50% 3	25.00% 2	8
	25.00% 2	37.50% 3	37.50% 3	8
	25.00% 2	37.50% 3	37.50% 3	8
	62.50% 5	37.50% 3	0.00% 0	8
	75.00% 6	25.00% 2	0.00% 0	8
	37.50% 3	37.50% 3	25.00% 2	8

## Nature Connection Survey

		25.00% 2	25.00% 2	50.00% 4	8
		0.00% 0	25.00% 2	75.00% 6	8
		0.00% 0	25.00% 2	75.00% 6	8
		0.00% 0	12.50% 1	87.50% 7	8
		62.50% 5	12.50% 1	25.00% 2	8
		62.50% 5	25.00% 2	12.50% 1	8
		37.50% 3	37.50% 3	25.00% 2	8
		75.00% 6	25.00% 2	0.00% 0	8
		50.00% 4	25.00% 2	25.00% 2	8
		12.50% 1	37.50% 3	50.00% 4	8
		50.00% 4	25.00% 2	25.00% 2	8
		37.50% 3	25.00% 2	37.50% 3	8

## Nature Connection Survey

	<b>0.00%</b> 0	<b>12.50%</b> 1	<b>87.50%</b> 7	8
	<b>75.00%</b> 6	<b>25.00%</b> 2	<b>0.00%</b> 0	8
	<b>25.00%</b> 2	<b>12.50%</b> 1	<b>62.50%</b> 5	8
	<b>62.50%</b> 5	<b>25.00%</b> 2	<b>12.50%</b> 1	8
	<b>50.00%</b> 4	<b>50.00%</b> 4	<b>0.00%</b> 0	8
	<b>50.00%</b> 4	<b>37.50%</b> 3	<b>12.50%</b> 1	8
	<b>37.50%</b> 3	<b>37.50%</b> 3	<b>25.00%</b> 2	8
	<b>0.00%</b> 0	<b>50.00%</b> 4	<b>50.00%</b> 4	8

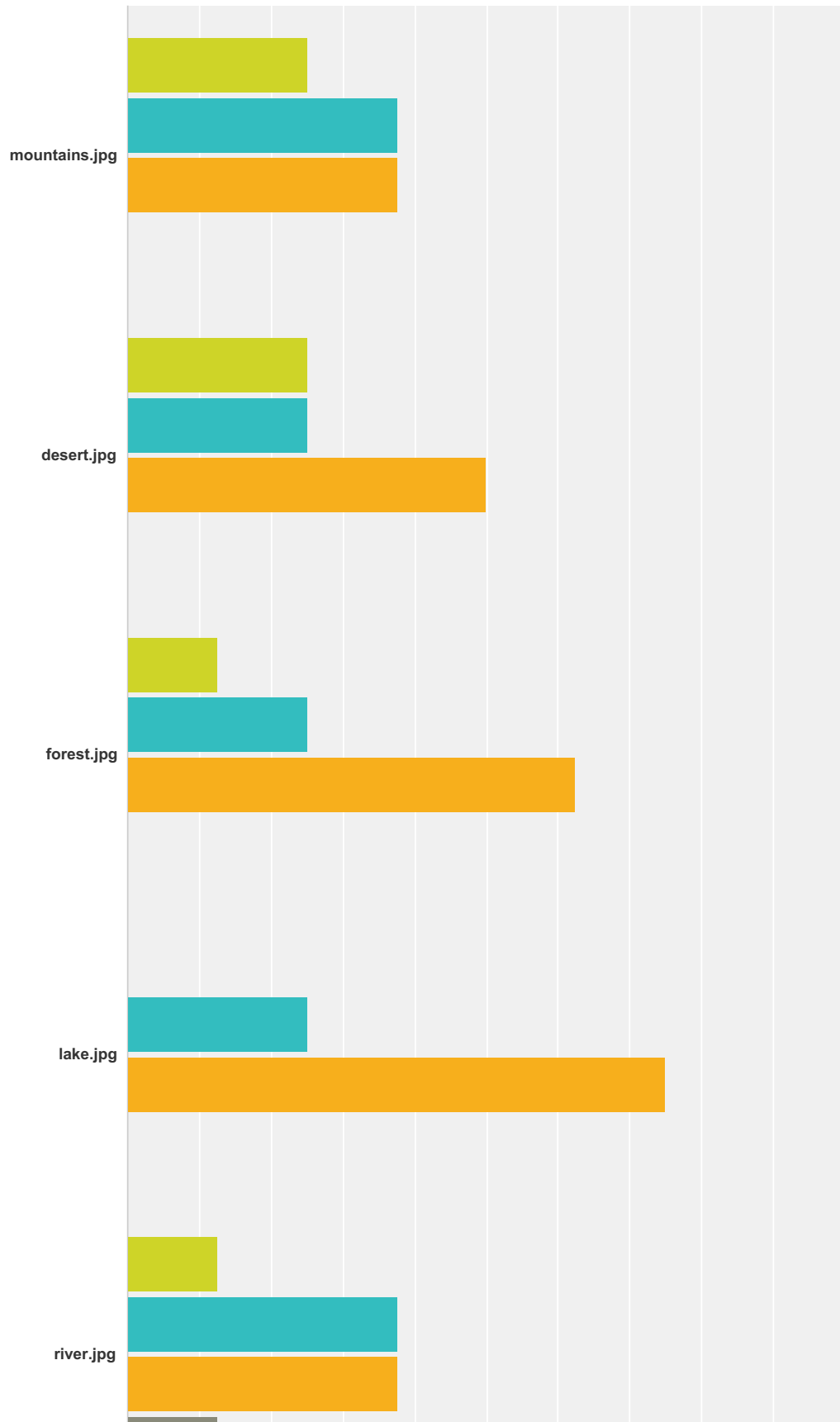
**Q34 Are there any outdoor activities not listed above that you presently participate in?**

Answered: 3 Skipped: 5

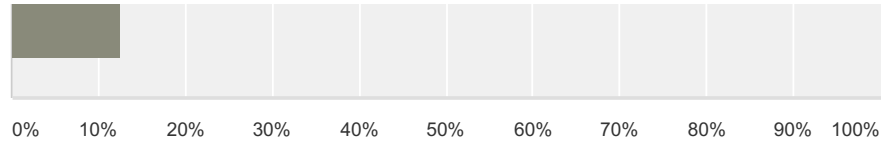
#	Responses	Date
1	trampoline parks,tennis,ziplining,parcore.	3/4/2016 1:49 PM
2	soccer and camping.	3/4/2016 10:36 AM
3	playing on the trampoline	3/3/2016 10:35 AM

### Q35 How often have you done an activity in:






Answered: 8 Skipped: 0



## Nature Connection Survey

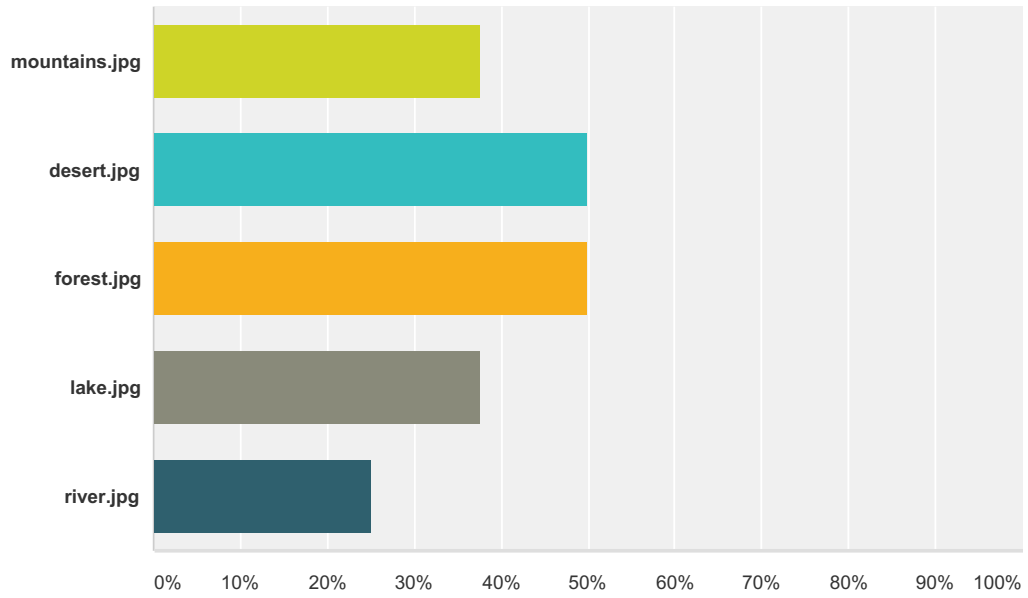







■ Never   
 ■ Rarely   
 ■ Often   
 ■ Only on a school trip

	Never	Rarely	Often	Only on a school trip	Total
	25.00% 2	37.50% 3	37.50% 3	0.00% 0	8
	25.00% 2	25.00% 2	50.00% 4	0.00% 0	8
	12.50% 1	25.00% 2	62.50% 5	0.00% 0	8
	0.00% 0	25.00% 2	75.00% 6	0.00% 0	8
	12.50% 1	37.50% 3	37.50% 3	12.50% 1	8

**Q36 I would like to do more activities in...?  
(please select your top 2 choices)**

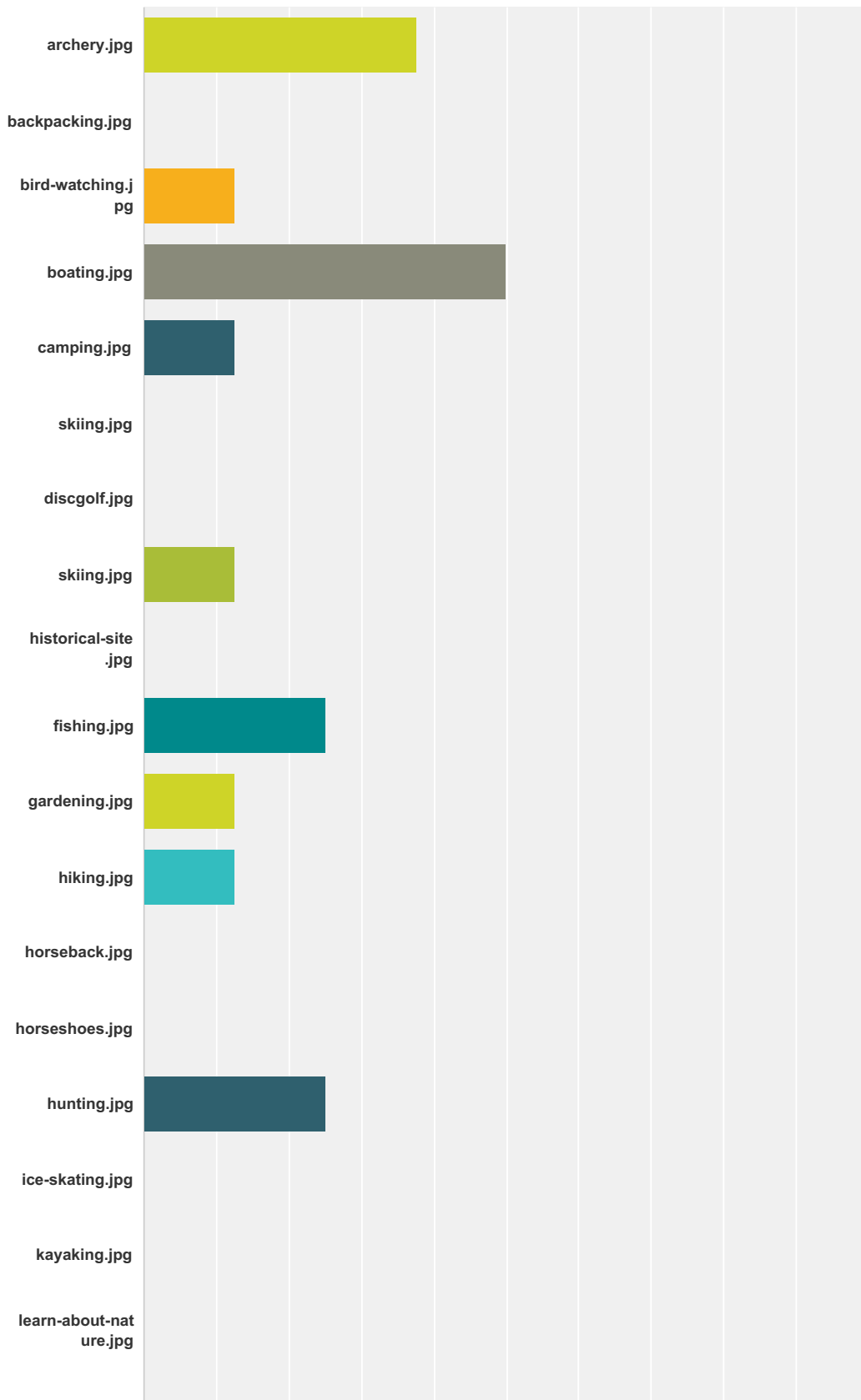
Answered: 8 Skipped: 0



Answer Choices	Responses
	37.50% 3
	50.00% 4
	50.00% 4
	37.50% 3
	25.00% 2
<b>Total Respondents: 8</b>	

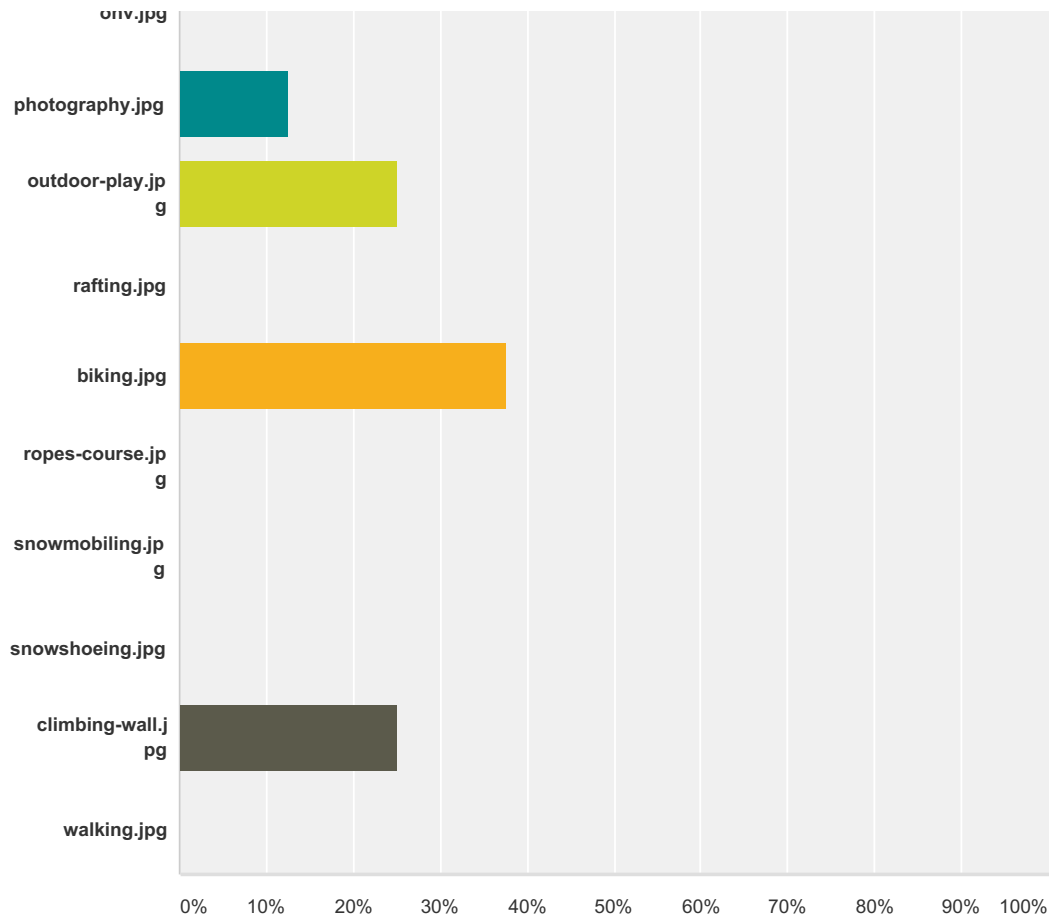
### Q37 Please choose your 3 most favorite activities from among the following:








Answered: 8 Skipped: 0






















## Nature Connection Survey







Answer Choices	Responses
	37.50% 3
	0.00% 0
	12.50% 1
	50.00% 4
	12.50% 1
	0.00% 0
	0.00% 0

# Nature Connection Survey

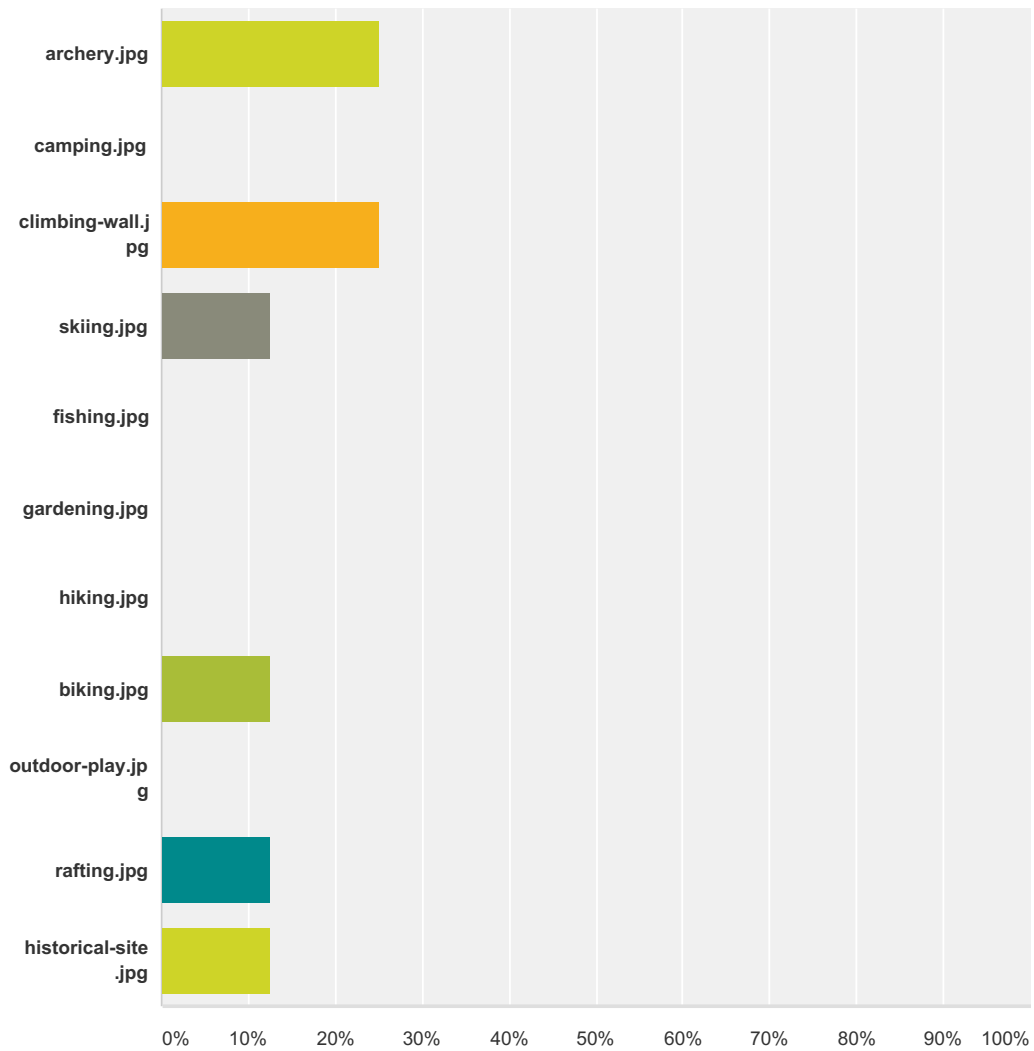
	12.50%	1
	0.00%	0
	25.00%	2
	12.50%	1
	12.50%	1
	0.00%	0
	0.00%	0
	25.00%	2
	0.00%	0
	0.00%	0
	0.00%	0
	0.00%	0
	12.50%	1
	25.00%	2
	0.00%	0
	37.50%	3
	0.00%	0





# Nature Connection Survey

	0.00%	0
	0.00%	0
	25.00%	2
	0.00%	0
<b>Total Respondents: 8</b>		








### Q38 Which new activity would you personally most like to try?

Answered: 8 Skipped: 0



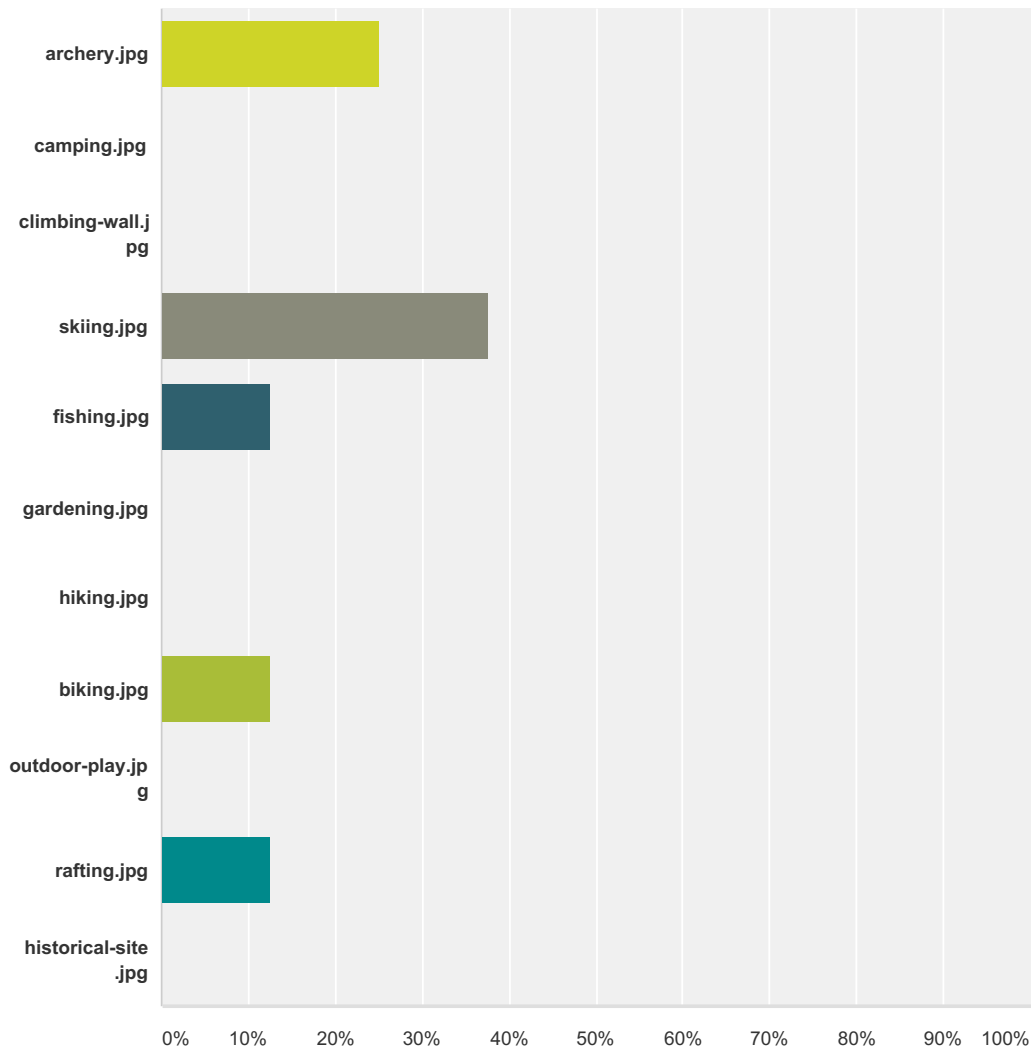
Answer Choices	Responses
	25.00% 2
	0.00% 0
	25.00% 2
	12.50% 1





## Nature Connection Survey

	0.00%	0
	0.00%	0
	0.00%	0
	12.50%	1
	0.00%	0
	12.50%	1
	12.50%	1
<b>Total</b>		<b>8</b>








### Q39 Which new activity would you like to try with your family?

Answered: 8 Skipped: 0



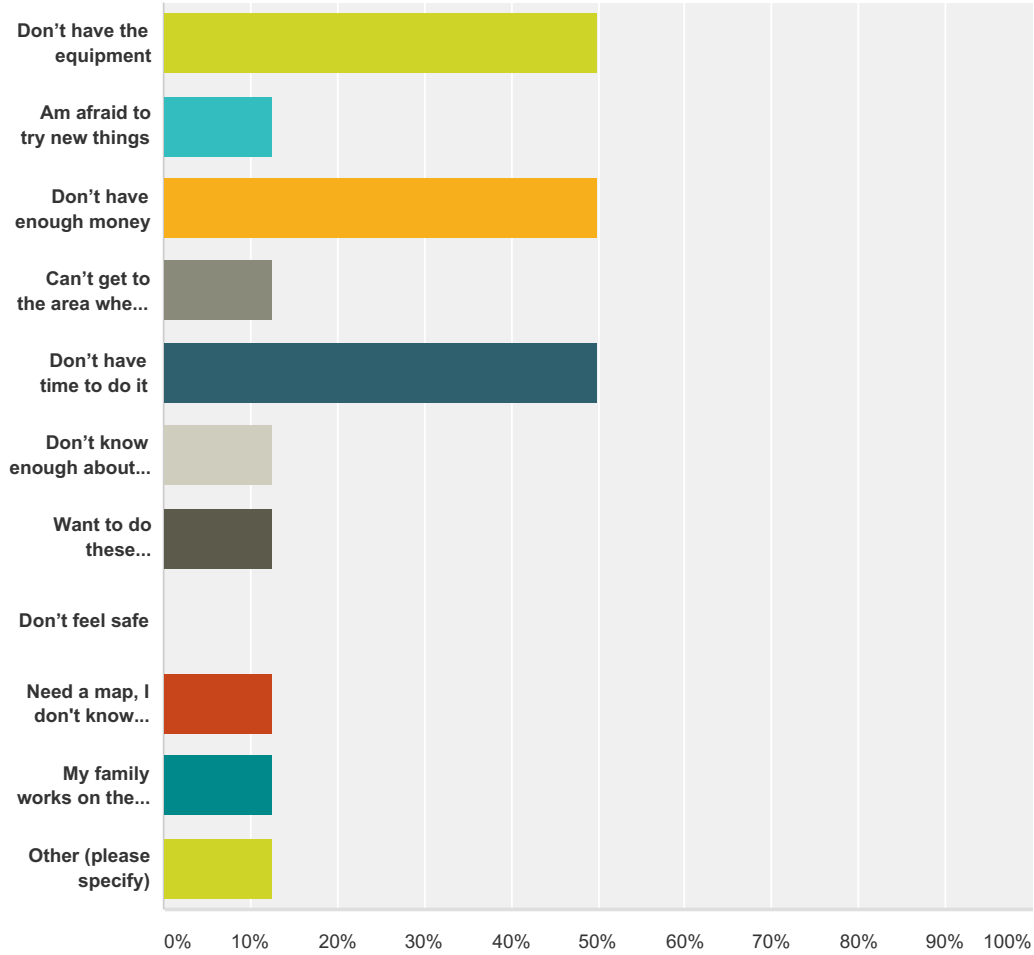
Answer Choices	Responses
	25.00% 2
	0.00% 0
	0.00% 0
	37.50% 3

## Nature Connection Survey

	12.50%	1
	0.00%	0
	0.00%	0
	12.50%	1
	0.00%	0
	12.50%	1
	0.00%	0
<b>Total</b>		<b>8</b>

**Q40 What obstacles keep you (and your family) from trying new activities outdoors?  
Please choose your top 3:**

Answered: 8 Skipped: 0



Answer Choices	Responses
Don't have the equipment	50.00% 4
Am afraid to try new things	12.50% 1
Don't have enough money	50.00% 4
Can't get to the area where I can do the activity (transportation is a problem)	12.50% 1
Don't have time to do it	50.00% 4
Don't know enough about the activity	12.50% 1
Want to do these activities with my friends, not by myself	12.50% 1
Don't feel safe	0.00% 0
Need a map, I don't know where to go	12.50% 1
My family works on the weekends	12.50% 1



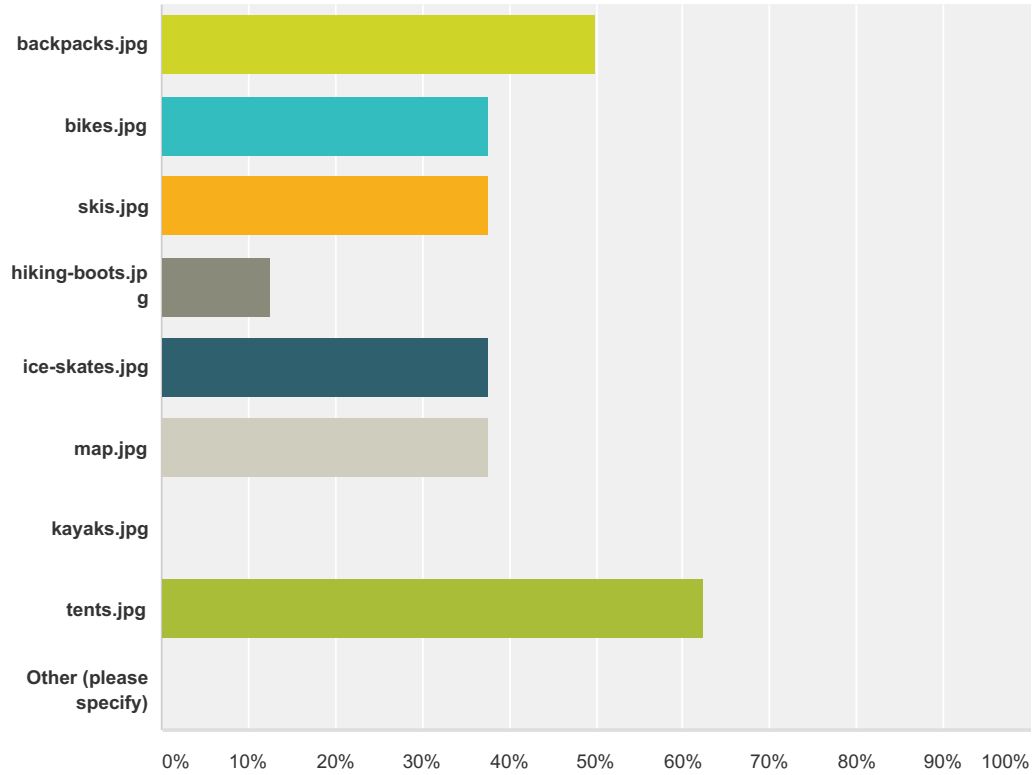
# Nature Connection Survey






Other (please specify)	12.50%	1
<b>Total Respondents: 8</b>		

#	Other (please specify)	Date
1	my mom and dad don't live together	3/4/2016 1:55 PM

**Q41 If this equipment were available to my family and friends, I would get outside more often... (please choose your top 3):**

Answered: 8 Skipped: 0



Answer Choices	Responses
	50.00% 4
	37.50% 3
	37.50% 3
	12.50% 1
	37.50% 3
	37.50% 3

## Nature Connection Survey

	<b>0.00%</b>	0
	<b>62.50%</b>	5
Other (please specify)	<b>0.00%</b>	0
<b>Total Respondents: 8</b>		

#	Other (please specify)	Date
	There are no responses.	

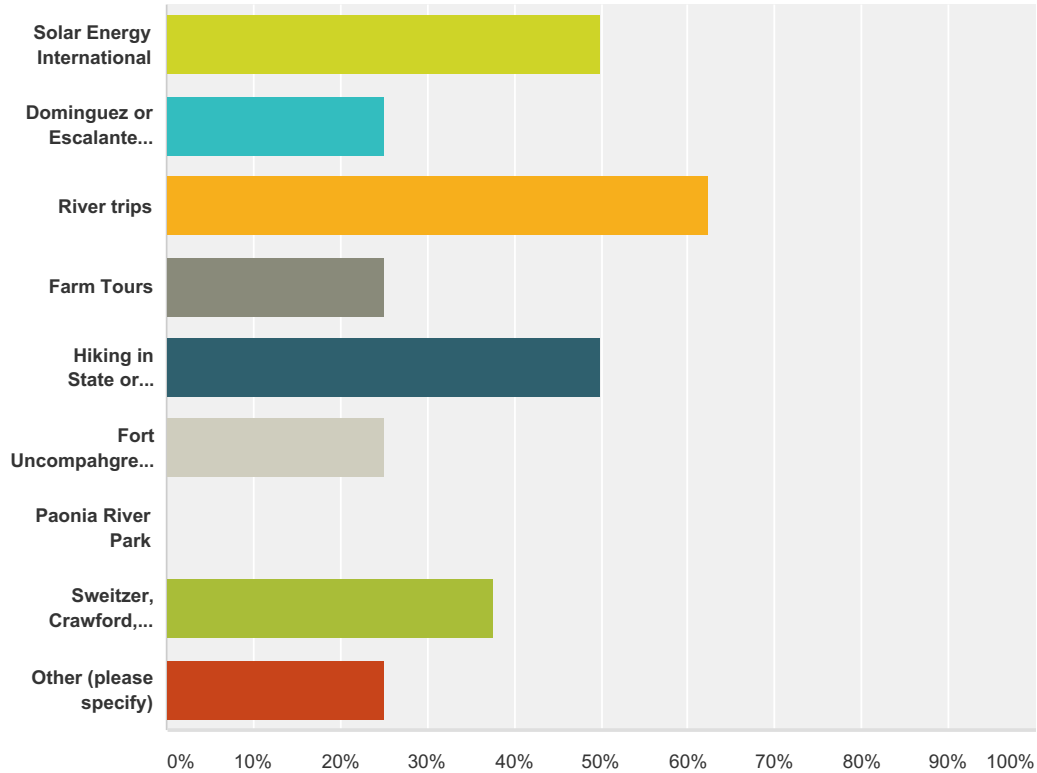
**Q42 Is there any other equipment not mentioned above that you would like access to?**

Answered: 1 Skipped: 7

#	Responses	Date
1	enough money to hire a plane	3/4/2016 1:56 PM

### Q43 What school field trips would you like to participate in more often? (Please choose your top 3):

Answered: 8 Skipped: 0

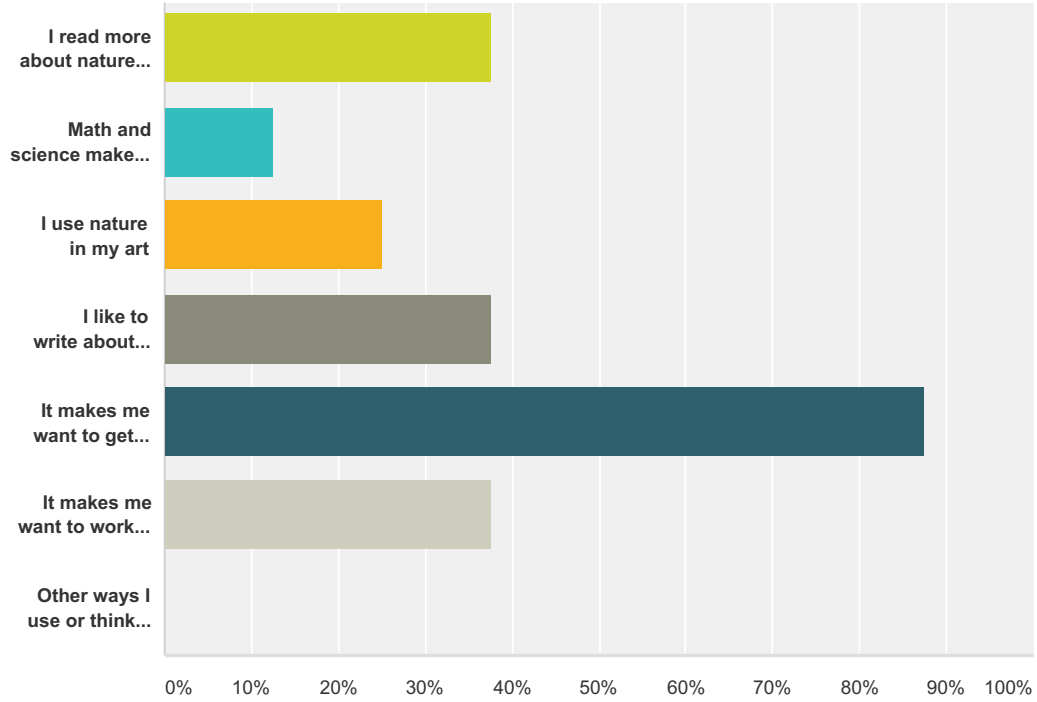


Answer Choices	Responses
Solar Energy International	50.00% 4
Dominguez or Escalante Canyon	25.00% 2
River trips	62.50% 5
Farm Tours	25.00% 2
Hiking in State or National Public Lands (like Gunnison Gorge, Grand Mesa, Uncompahgre Plateau, or the West Elks)	50.00% 4
Fort Uncompahgre Living History Museum	25.00% 2
Paonia River Park	0.00% 0
Sweitzer, Crawford, Confluence, or other lake	37.50% 3
Other (please specify)	25.00% 2
<b>Total Respondents: 8</b>	

#	Other (please specify)	Date
1	pools	3/4/2016 1:57 PM
2	water world or Blue MESA	3/4/2016 10:41 AM

### Q44 How have your school field trips connected to your life? (Please choose your top 3):

Answered: 8 Skipped: 0



Answer Choices	Responses
I read more about nature at home or school	37.50% 3
Math and science make more sense when I see how to use them	12.50% 1
I use nature in my art	25.00% 2
I like to write about what I see, hear and experience outdoors	37.50% 3
It makes me want to get outdoors more	87.50% 7
It makes me want to work in an outdoor related field when I grow up	37.50% 3
Other ways I use or think about my school field trips:	0.00% 0
<b>Total Respondents: 8</b>	

#	Other ways I use or think about my school field trips:	Date
	There are no responses.	

**Q45 Thank you for taking the survey. If you have any other comments you would like to share please provide them here:**

Answered: 2 Skipped: 6

#	Responses	Date
1	Sports	5/11/2016 9:10 AM
2	can we do a field trip that includes math	3/4/2016 10:42 AM