

### Q1 Choose your survey language:

Answered: 16 Skipped: 0



Answer Choices	Responses
English	100.00% 16
Espanol	0.00% 0
<b>Total</b>	<b>16</b>

**Q2 Please choose your age range:**

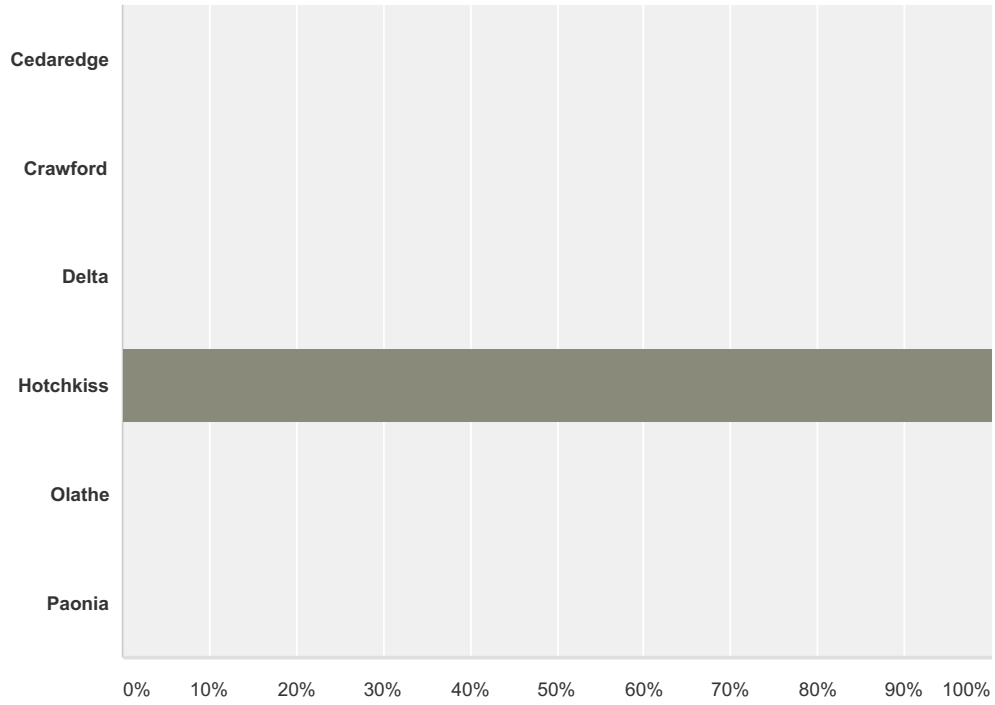
Answered: 16 Skipped: 0



Answer Choices	Responses
4-11	100.00% 16
12-18	0.00% 0
19 and up	0.00% 0
<b>Total</b>	<b>16</b>

### Q31 Which town do you live closest to?

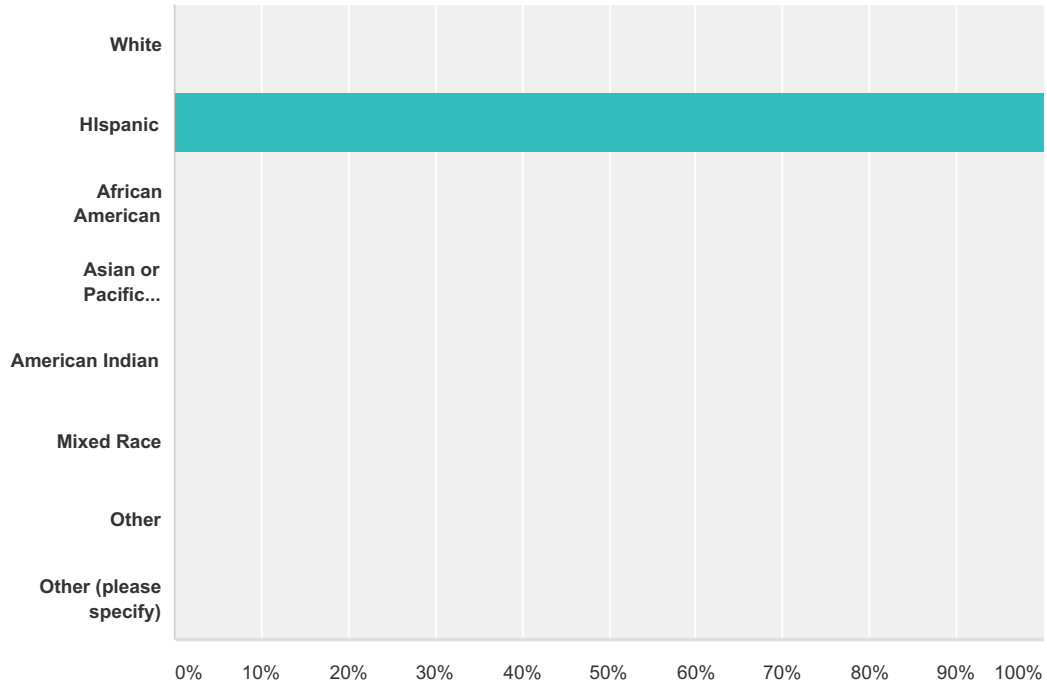
Answered: 16 Skipped: 0



Answer Choices	Responses
Cedaredge	0.00% 0
Crawford	0.00% 0
Delta	0.00% 0
Hotchkiss	100.00% 16
Olathe	0.00% 0
Paonia	0.00% 0
<b>Total</b>	<b>16</b>

### Q32 What is your ethnicity?

Answered: 16 Skipped: 0

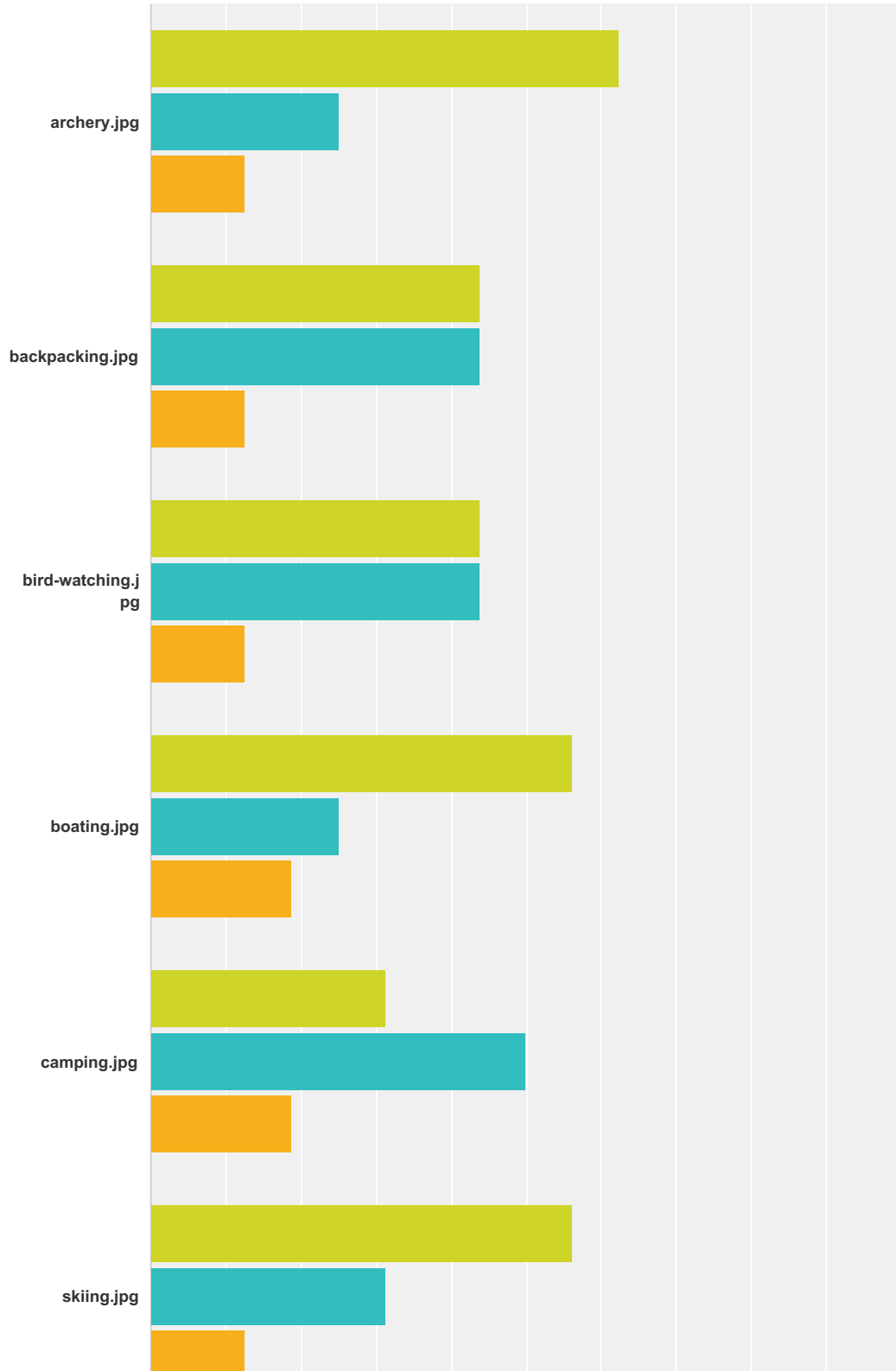


Answer Choices	Responses
White	0.00% 0
Hispanic	100.00% 16
African American	0.00% 0
Asian or Pacific Islander	0.00% 0
American Indian	0.00% 0
Mixed Race	0.00% 0
Other	0.00% 0
Other (please specify)	0.00% 0
<b>Total</b>	<b>16</b>

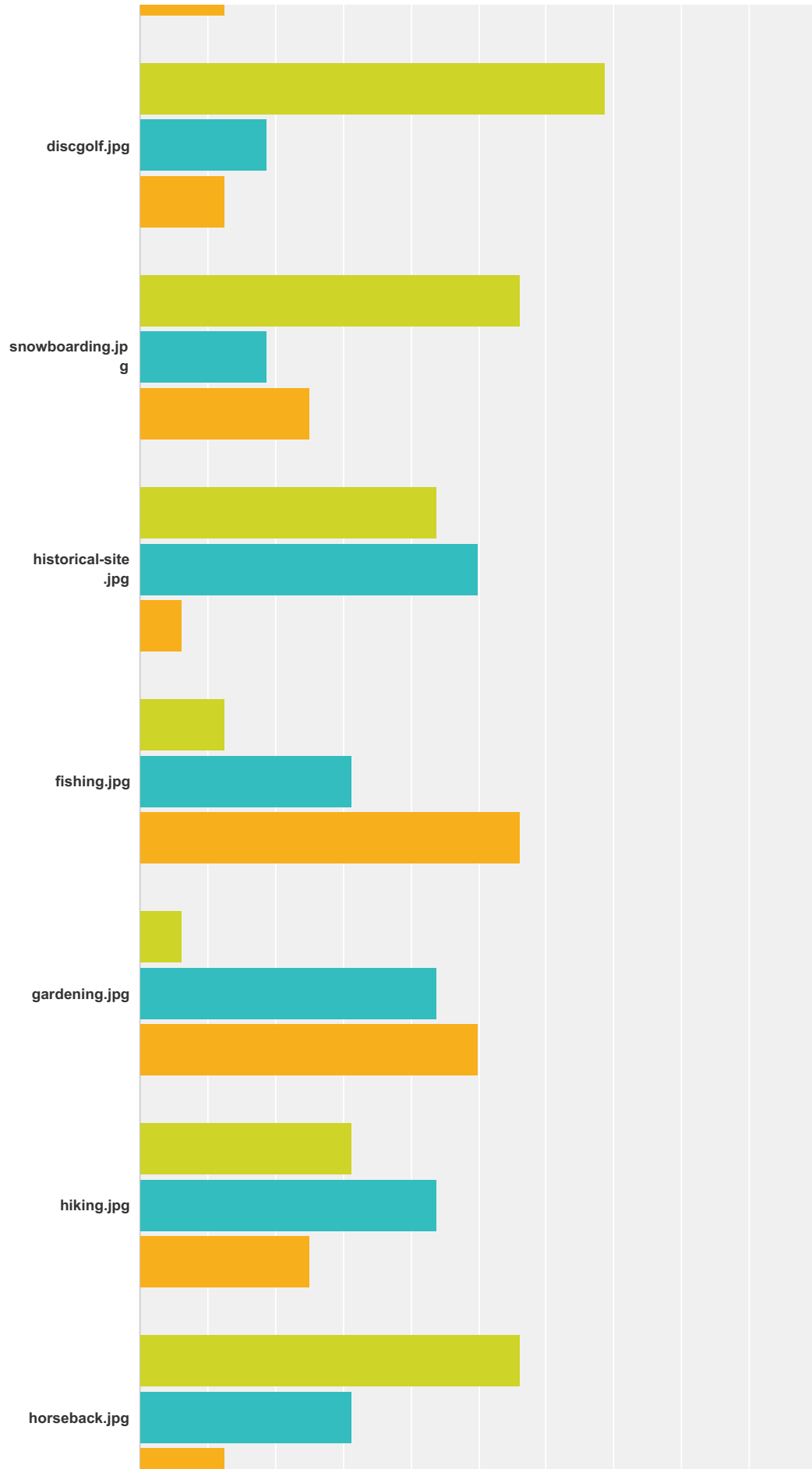
#	Other (please specify)	Date
	There are no responses.	

**Q33 Below is a list of activities available to kids and families in Western Colorado. Please indicate your level of participation in that activity:**

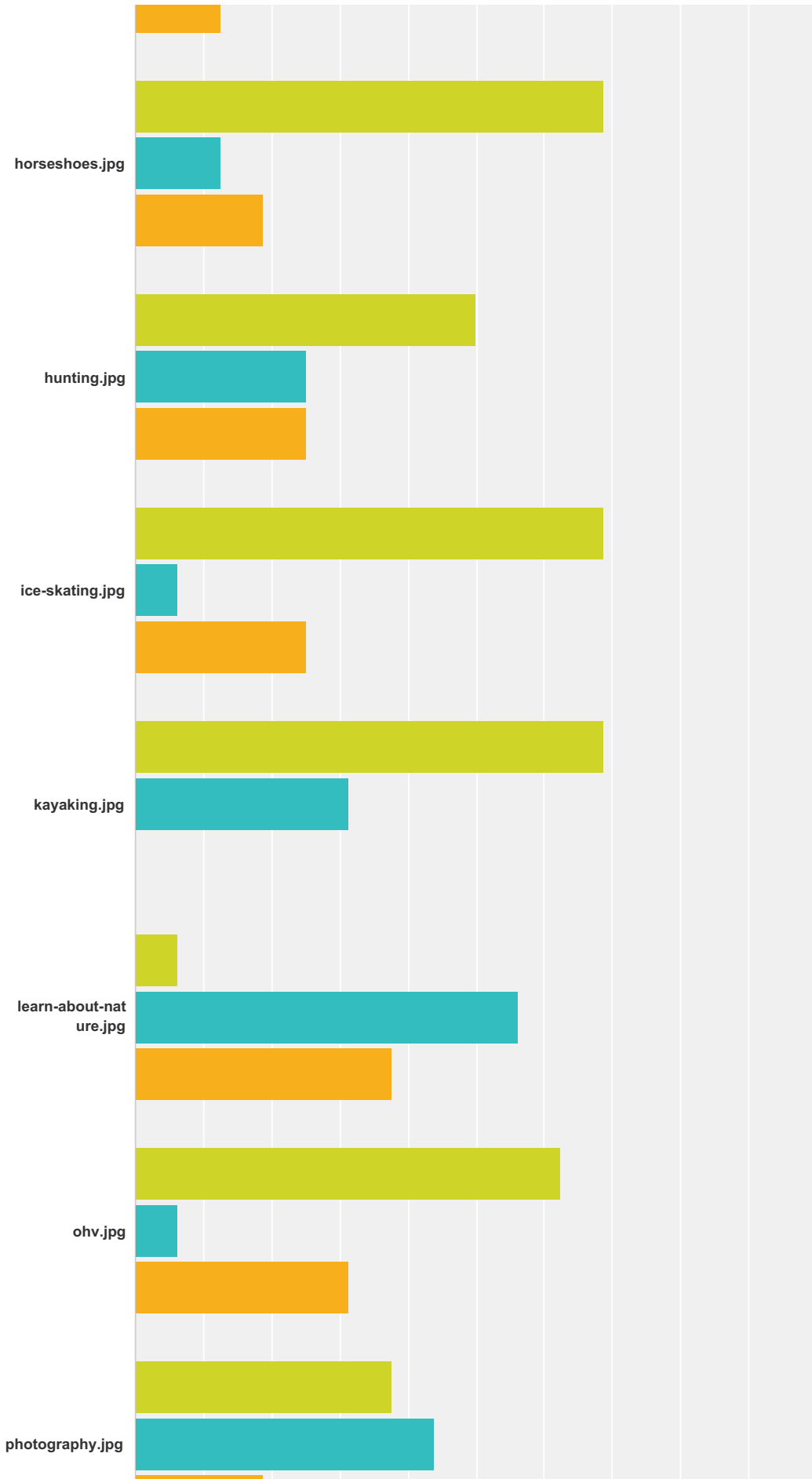
Answered: 16 Skipped: 0



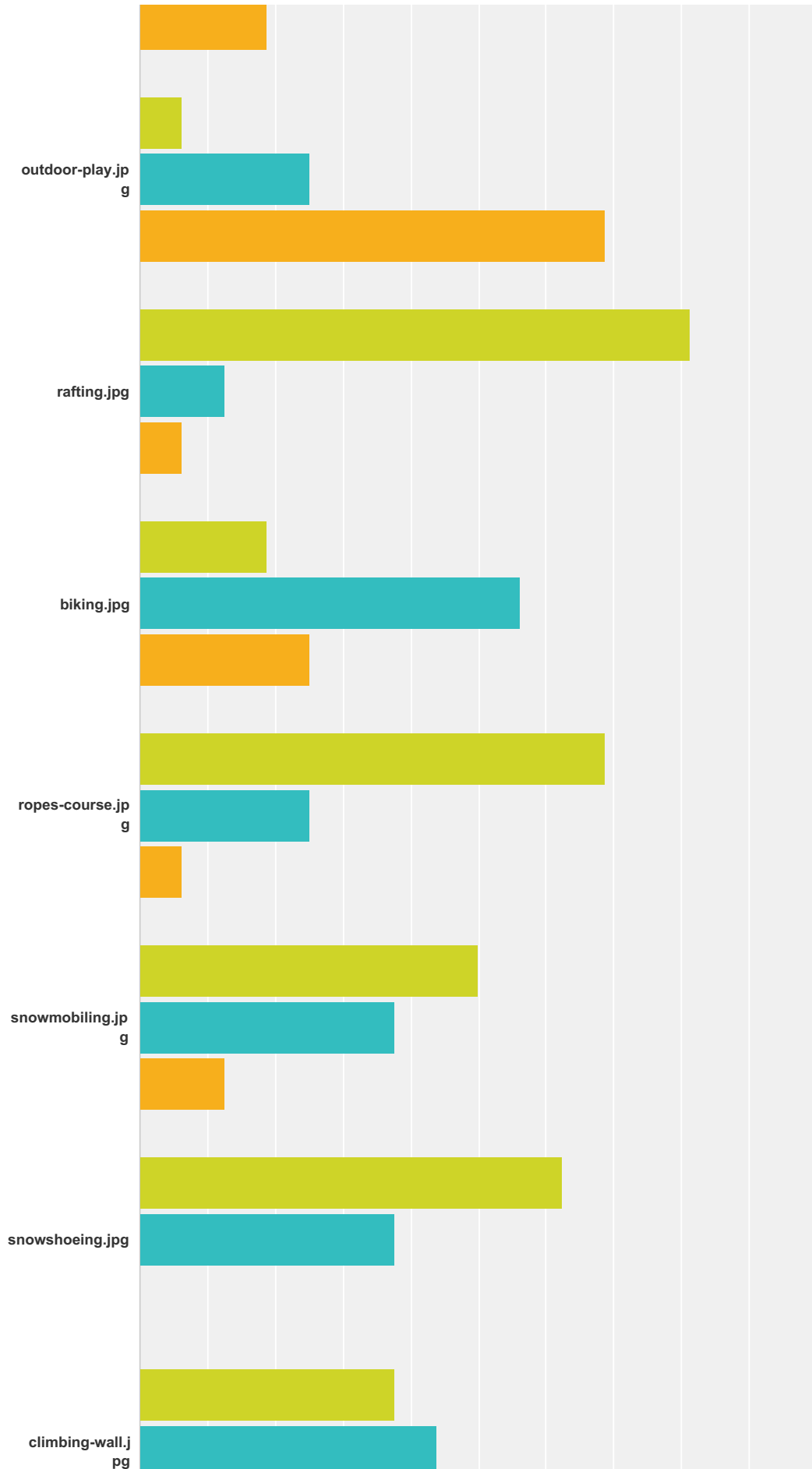
# Nature Connection Survey



# Nature Connection Survey

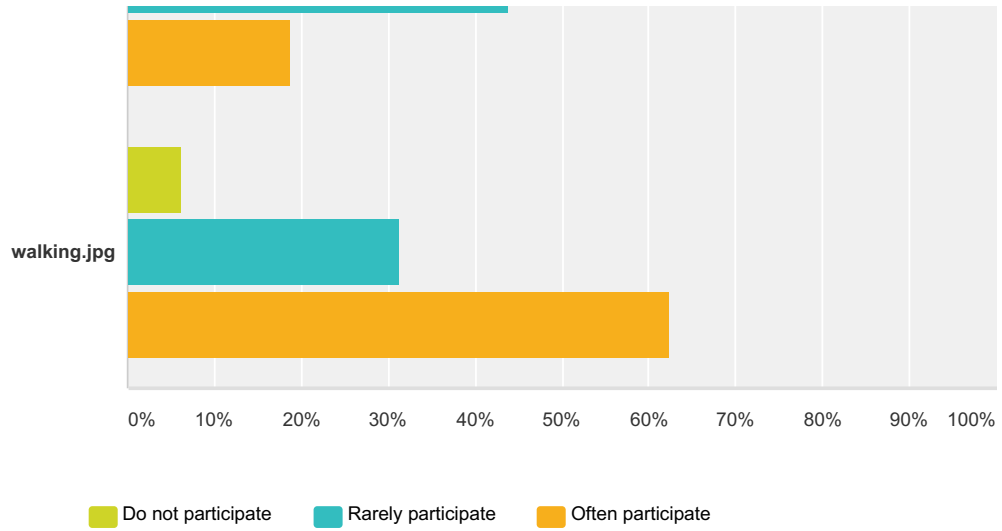










# Nature Connection Survey

















## Nature Connection Survey











	Do not participate	Rarely participate	Often participate	Total
	62.50% 10	25.00% 4	12.50% 2	16
	43.75% 7	43.75% 7	12.50% 2	16
	43.75% 7	43.75% 7	12.50% 2	16
	56.25% 9	25.00% 4	18.75% 3	16
	31.25% 5	50.00% 8	18.75% 3	16
	56.25% 9	31.25% 5	12.50% 2	16
	68.75% 11	18.75% 3	12.50% 2	16
	56.25% 9	18.75% 3	25.00% 4	16

## Nature Connection Survey

		<b>43.75%</b> 7	<b>50.00%</b> 8	<b>6.25%</b> 1	16
		<b>12.50%</b> 2	<b>31.25%</b> 5	<b>56.25%</b> 9	16
		<b>6.25%</b> 1	<b>43.75%</b> 7	<b>50.00%</b> 8	16
		<b>31.25%</b> 5	<b>43.75%</b> 7	<b>25.00%</b> 4	16
		<b>56.25%</b> 9	<b>31.25%</b> 5	<b>12.50%</b> 2	16
		<b>68.75%</b> 11	<b>12.50%</b> 2	<b>18.75%</b> 3	16
		<b>50.00%</b> 8	<b>25.00%</b> 4	<b>25.00%</b> 4	16
		<b>68.75%</b> 11	<b>6.25%</b> 1	<b>25.00%</b> 4	16
		<b>68.75%</b> 11	<b>31.25%</b> 5	<b>0.00%</b> 0	16
		<b>6.25%</b> 1	<b>56.25%</b> 9	<b>37.50%</b> 6	16
		<b>62.50%</b> 10	<b>6.25%</b> 1	<b>31.25%</b> 5	16
		<b>37.50%</b> 6	<b>43.75%</b> 7	<b>18.75%</b> 3	16

## Nature Connection Survey

	<b>6.25%</b> 1	<b>25.00%</b> 4	<b>68.75%</b> 11	16
	<b>81.25%</b> 13	<b>12.50%</b> 2	<b>6.25%</b> 1	16
	<b>18.75%</b> 3	<b>56.25%</b> 9	<b>25.00%</b> 4	16
	<b>68.75%</b> 11	<b>25.00%</b> 4	<b>6.25%</b> 1	16
	<b>50.00%</b> 8	<b>37.50%</b> 6	<b>12.50%</b> 2	16
	<b>62.50%</b> 10	<b>37.50%</b> 6	<b>0.00%</b> 0	16
	<b>37.50%</b> 6	<b>43.75%</b> 7	<b>18.75%</b> 3	16
	<b>6.25%</b> 1	<b>31.25%</b> 5	<b>62.50%</b> 10	16

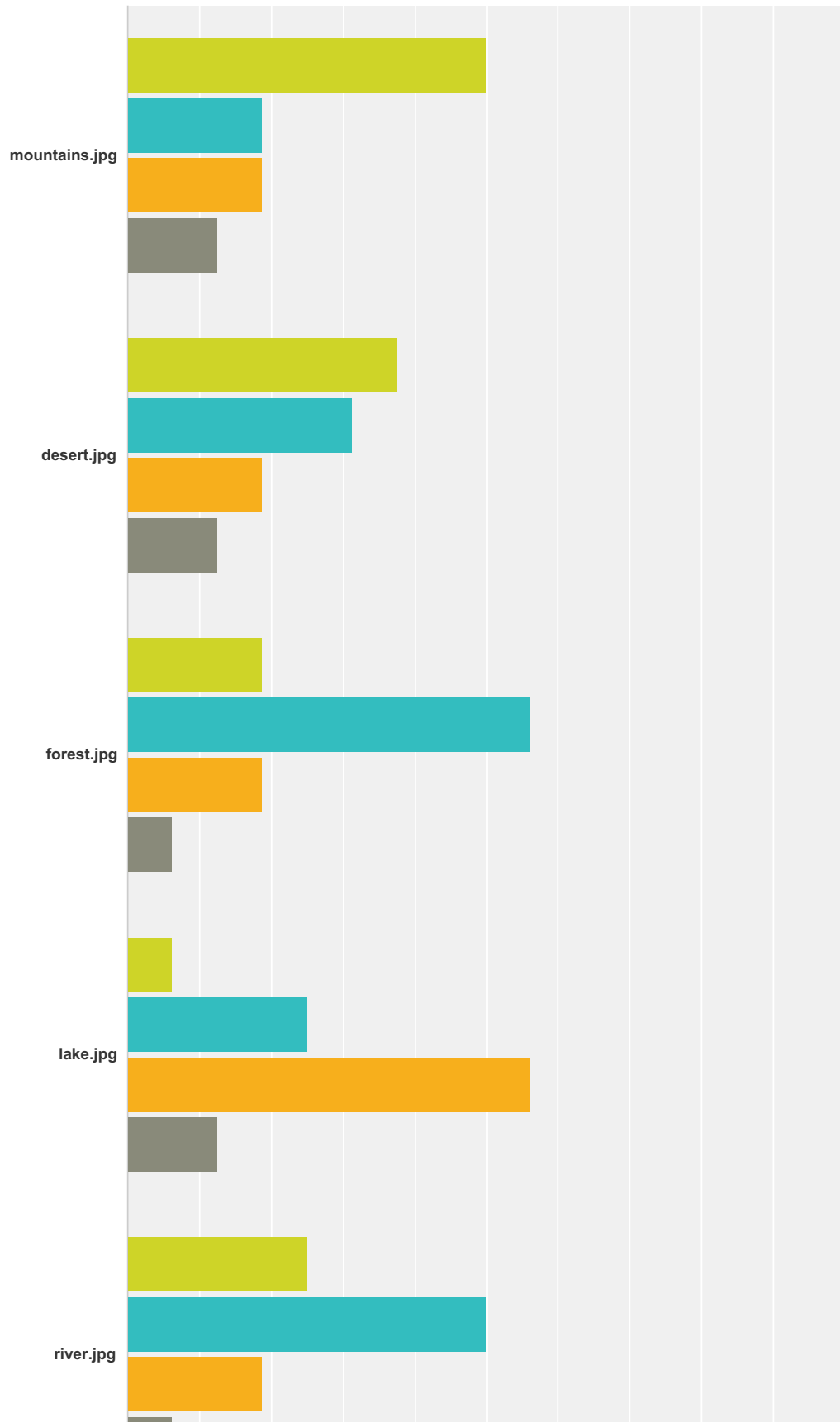
**Q34 Are there any outdoor activities not listed above that you presently participate in?**

Answered: 7 Skipped: 9

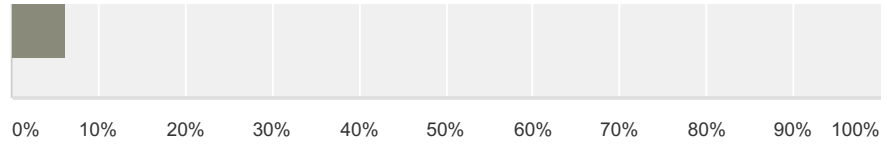
#	Responses	Date
1	coloring	5/11/2016 8:26 AM
2	Well there are different kinds of biking but i'd prefer biking outdoors rather than mountain biking or others.	4/14/2016 12:32 PM
3	atv riding.	4/13/2016 12:31 PM
4	No	3/8/2016 11:10 AM
5	No	3/7/2016 12:50 PM
6	No	3/1/2016 8:18 AM
7	soccer, football, basketball	2/24/2016 2:54 PM

### Q35 How often have you done an activity in:






Answered: 16 Skipped: 0



# Nature Connection Survey

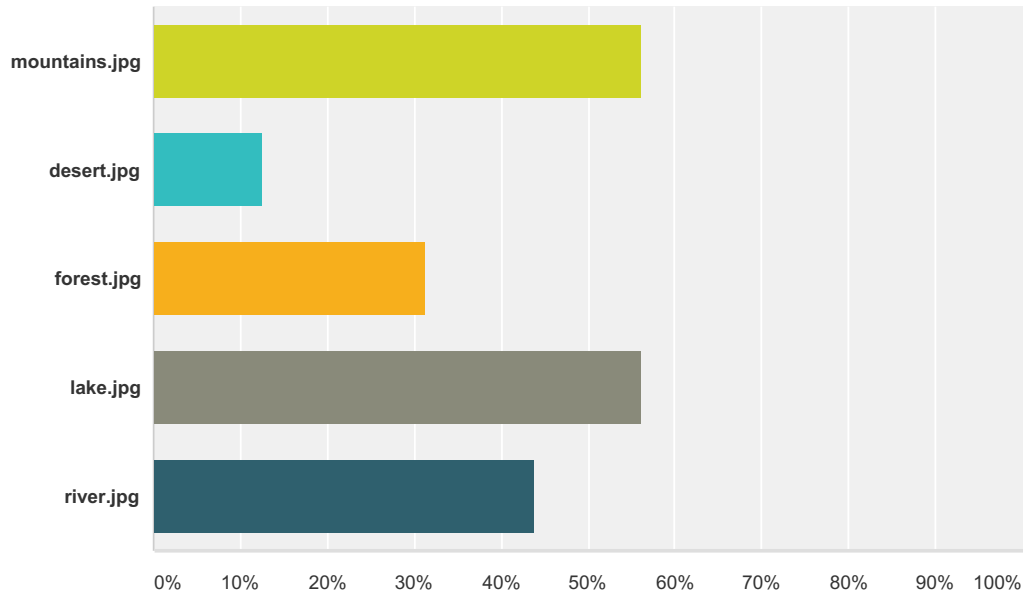







■ Never    
 ■ Rarely    
 ■ Often    
 ■ Only on a school trip

	Never	Rarely	Often	Only on a school trip	Total
	50.00% 8	18.75% 3	18.75% 3	12.50% 2	16
	37.50% 6	31.25% 5	18.75% 3	12.50% 2	16
	18.75% 3	56.25% 9	18.75% 3	6.25% 1	16
	6.25% 1	25.00% 4	56.25% 9	12.50% 2	16
	25.00% 4	50.00% 8	18.75% 3	6.25% 1	16

**Q36 I would like to do more activities in...?  
(please select your top 2 choices)**

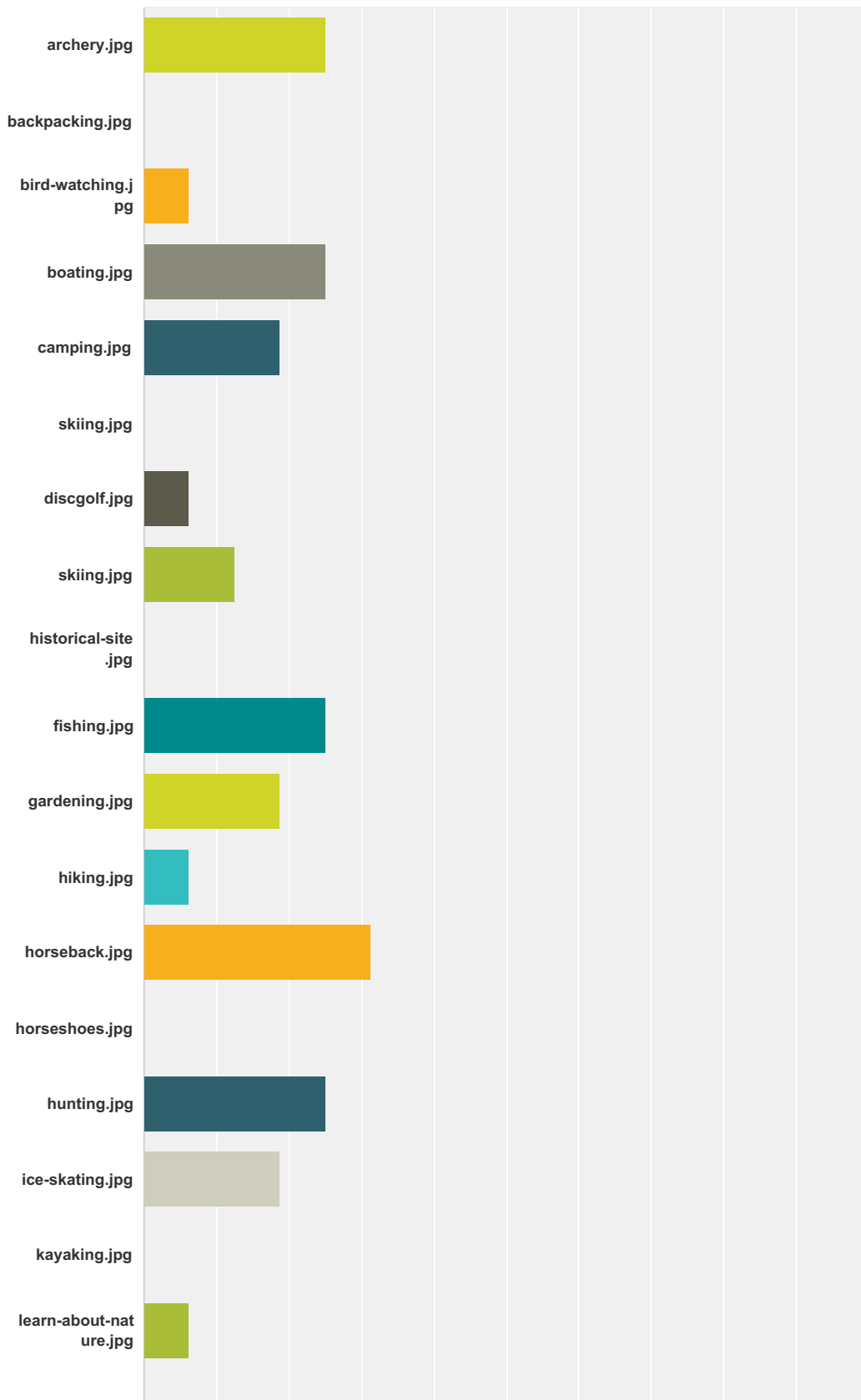
Answered: 16 Skipped: 0



Answer Choices	Responses
	56.25% 9
	12.50% 2
	31.25% 5
	56.25% 9
	43.75% 7
<b>Total Respondents: 16</b>	

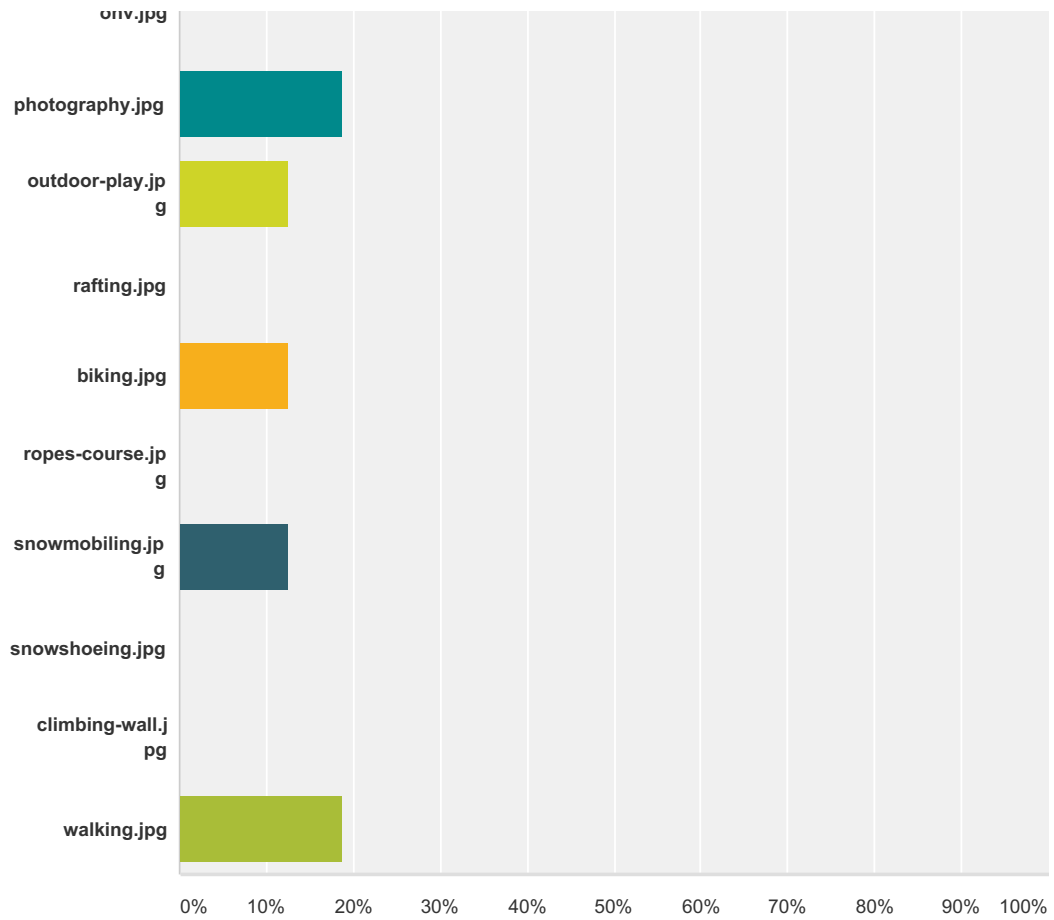
### Q37 Please choose your 3 most favorite activities from among the following:








Answered: 16 Skipped: 0






















## Nature Connection Survey



Answer Choices	Responses
	25.00% 4
	0.00% 0
	6.25% 1
	25.00% 4
	18.75% 3
	0.00% 0
	6.25% 1

# Nature Connection Survey

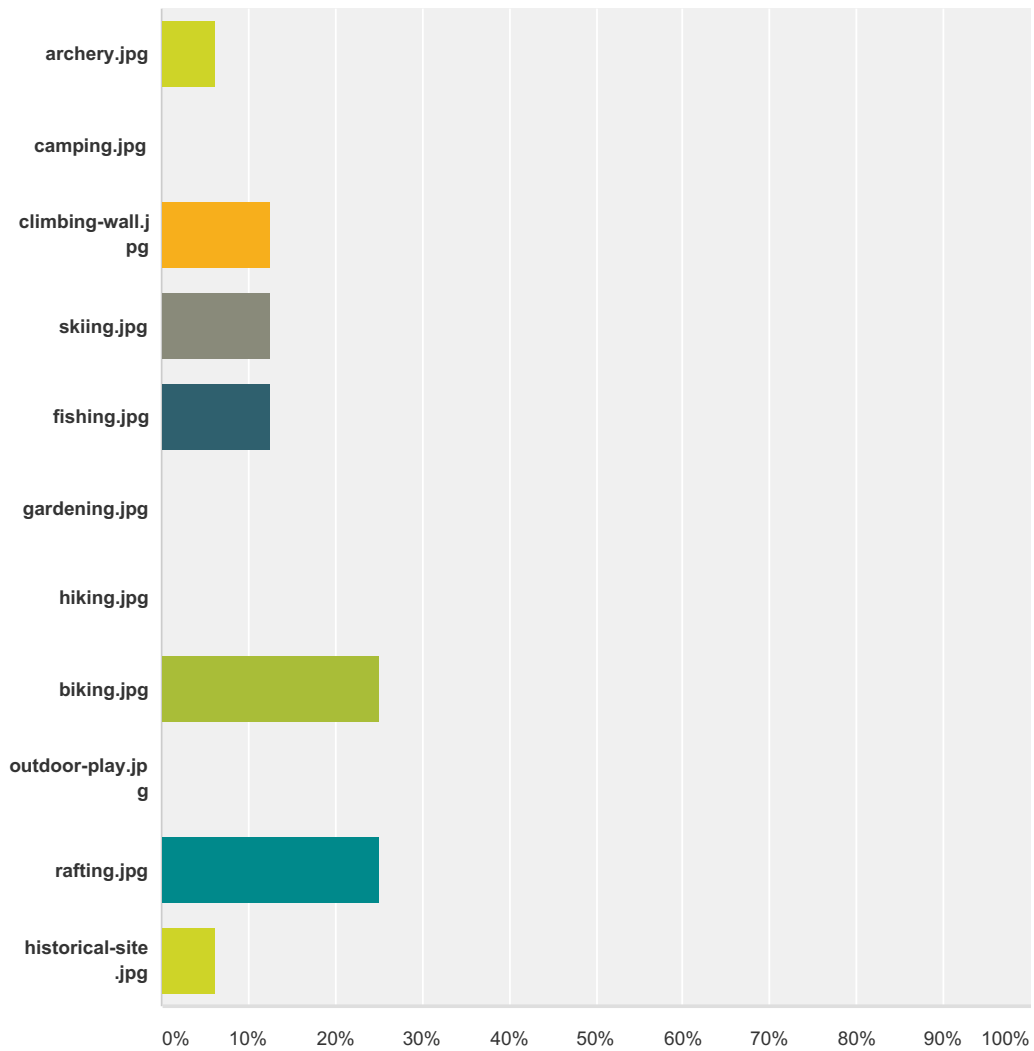
	12.50%	2
	0.00%	0
	25.00%	4
	18.75%	3
	6.25%	1
	31.25%	5
	0.00%	0
	25.00%	4
	18.75%	3
	0.00%	0
	6.25%	1
	0.00%	0
	18.75%	3
	12.50%	2
	0.00%	0
	12.50%	2
	0.00%	0





# Nature Connection Survey

	12.50%	2
	0.00%	0
	0.00%	0
	18.75%	3
<b>Total Respondents: 16</b>		








### Q38 Which new activity would you personally most like to try?

Answered: 16 Skipped: 0



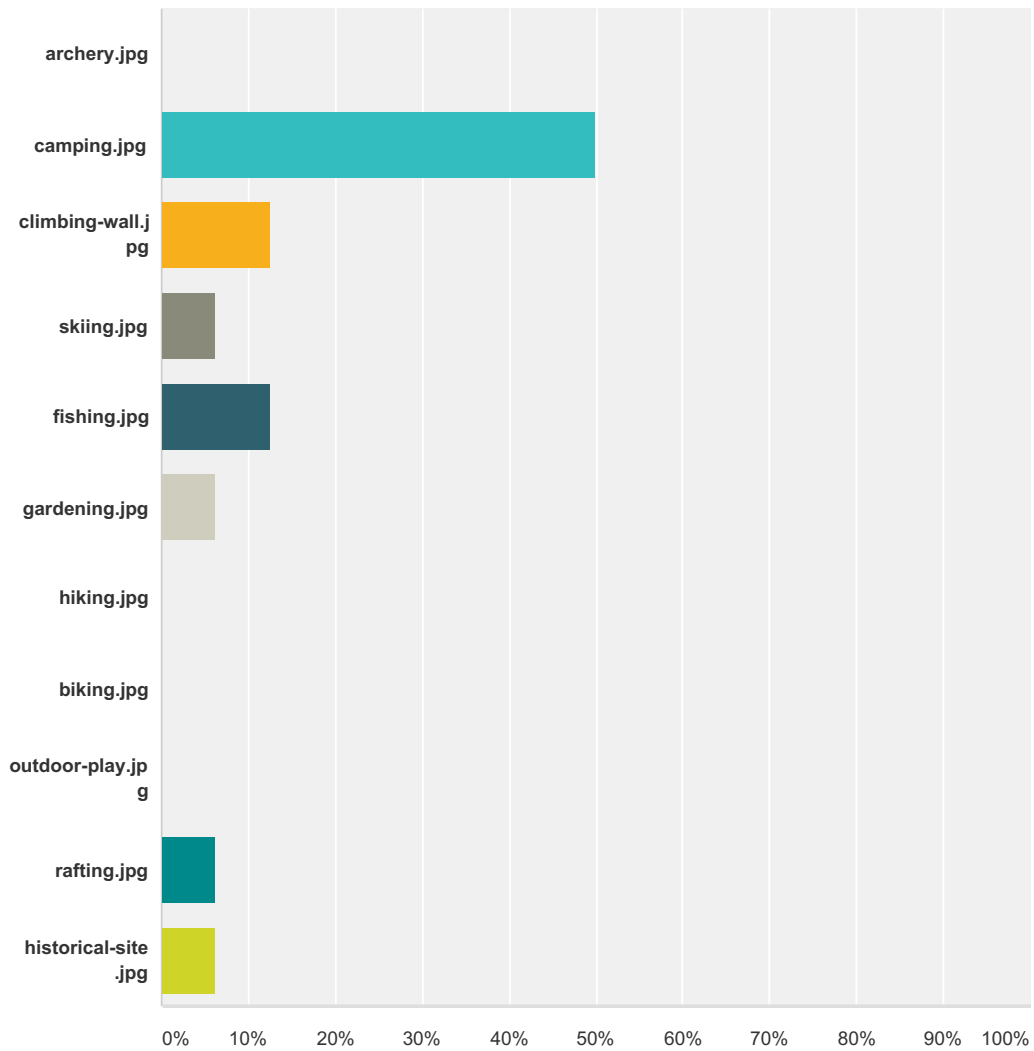
Answer Choices	Responses
	6.25% 1
	0.00% 0
	12.50% 2
	12.50% 2





## Nature Connection Survey

	12.50%	2
	0.00%	0
	0.00%	0
	25.00%	4
	0.00%	0
	25.00%	4
	6.25%	1
<b>Total</b>		<b>16</b>








### Q39 Which new activity would you like to try with your family?

Answered: 16 Skipped: 0



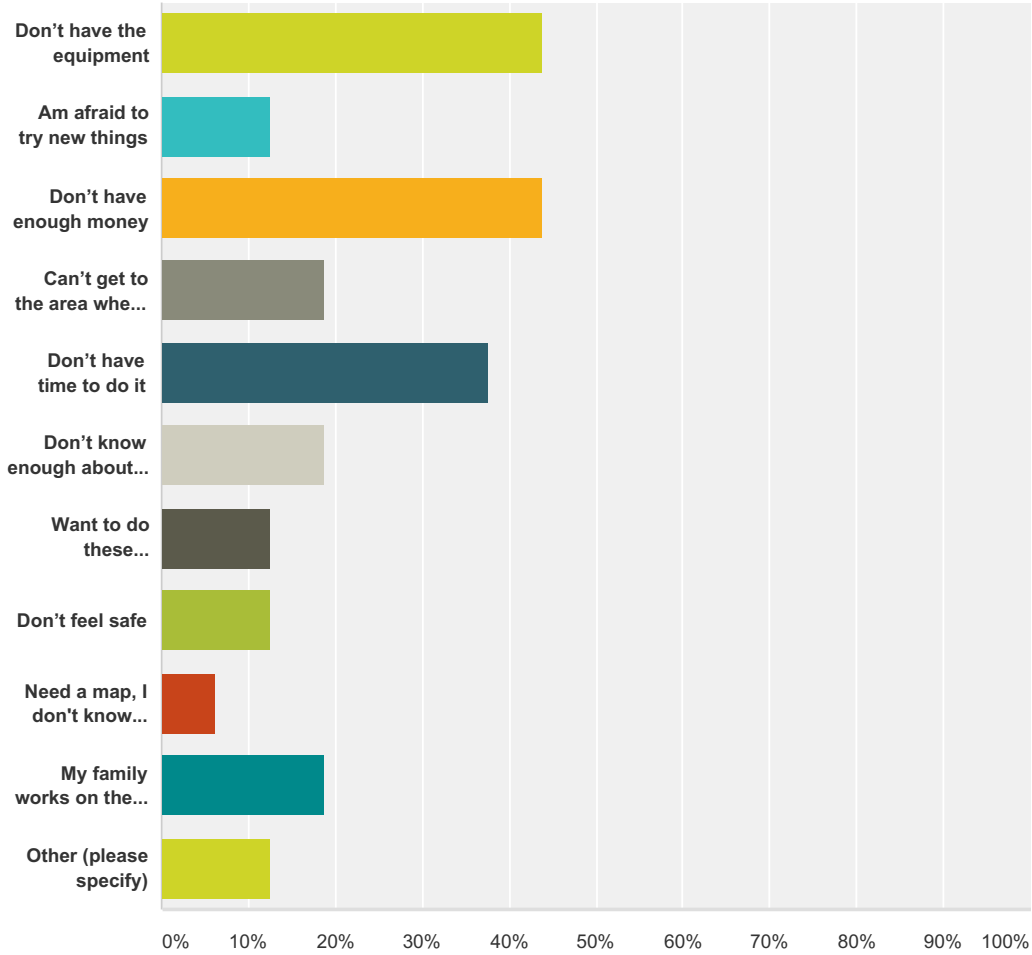
Answer Choices	Responses
	0.00% 0
	50.00% 8
	12.50% 2
	6.25% 1

## Nature Connection Survey

	12.50%	2
	6.25%	1
	0.00%	0
	0.00%	0
	0.00%	0
	6.25%	1
	6.25%	1
<b>Total</b>		<b>16</b>

**Q40 What obstacles keep you (and your family) from trying new activities outdoors?  
Please choose your top 3:**

Answered: 16 Skipped: 0



Answer Choices	Responses
Don't have the equipment	43.75% 7
Am afraid to try new things	12.50% 2
Don't have enough money	43.75% 7
Can't get to the area where I can do the activity (transportation is a problem)	18.75% 3
Don't have time to do it	37.50% 6
Don't know enough about the activity	18.75% 3
Want to do these activities with my friends, not by myself	12.50% 2
Don't feel safe	12.50% 2
Need a map, I don't know where to go	6.25% 1
My family works on the weekends	18.75% 3



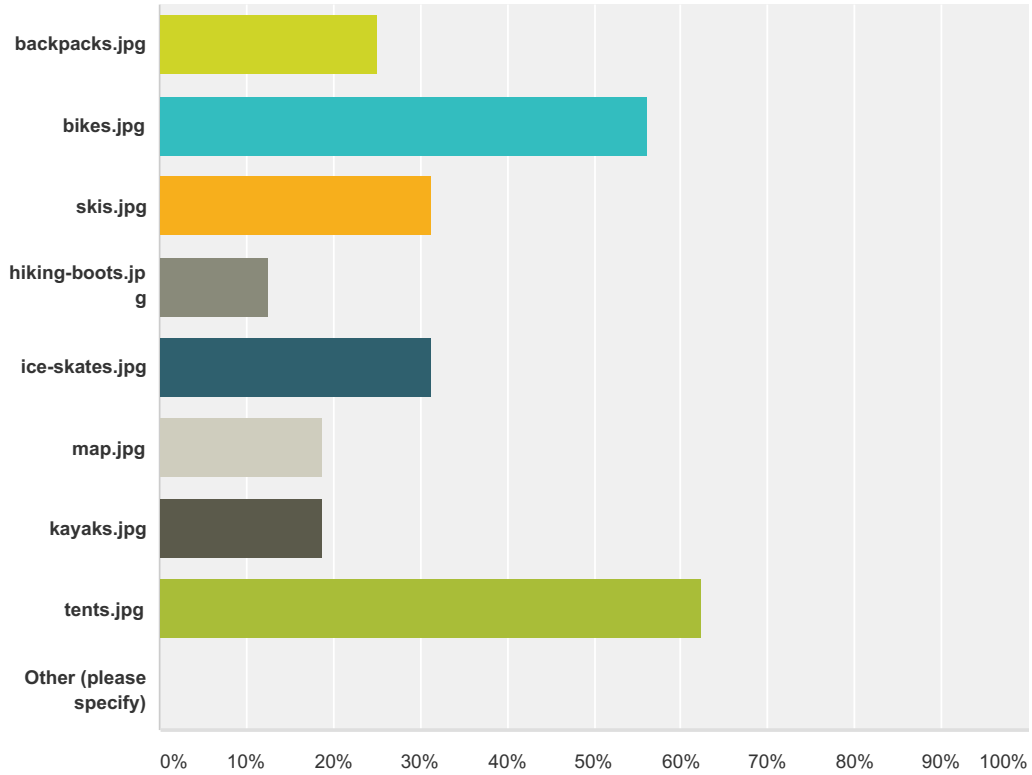
## Nature Connection Survey







Other (please specify)	<b>12.50%</b>	2
<b>Total Respondents: 16</b>		

#	Other (please specify)	Date
1	I can rarely do these things so i would like a friend's parents to go with us. What i mean is my family always needs to work for reasons (weekends & weekdays) most of the time to take care of some animals.	4/14/2016 12:36 PM
2	We do a lot on our free time.	3/1/2016 8:21 AM

**Q41 If this equipment were available to my family and friends, I would get outside more often... (please choose your top 3):**

Answered: 16 Skipped: 0



Answer Choices	Responses
	25.00% 4
	56.25% 9
	31.25% 5
	12.50% 2
	31.25% 5
	18.75% 3

## Nature Connection Survey

	<b>18.75%</b>	3
	<b>62.50%</b>	10
Other (please specify)	<b>0.00%</b>	0
<b>Total Respondents: 16</b>		

#	Other (please specify)	Date
	There are no responses.	

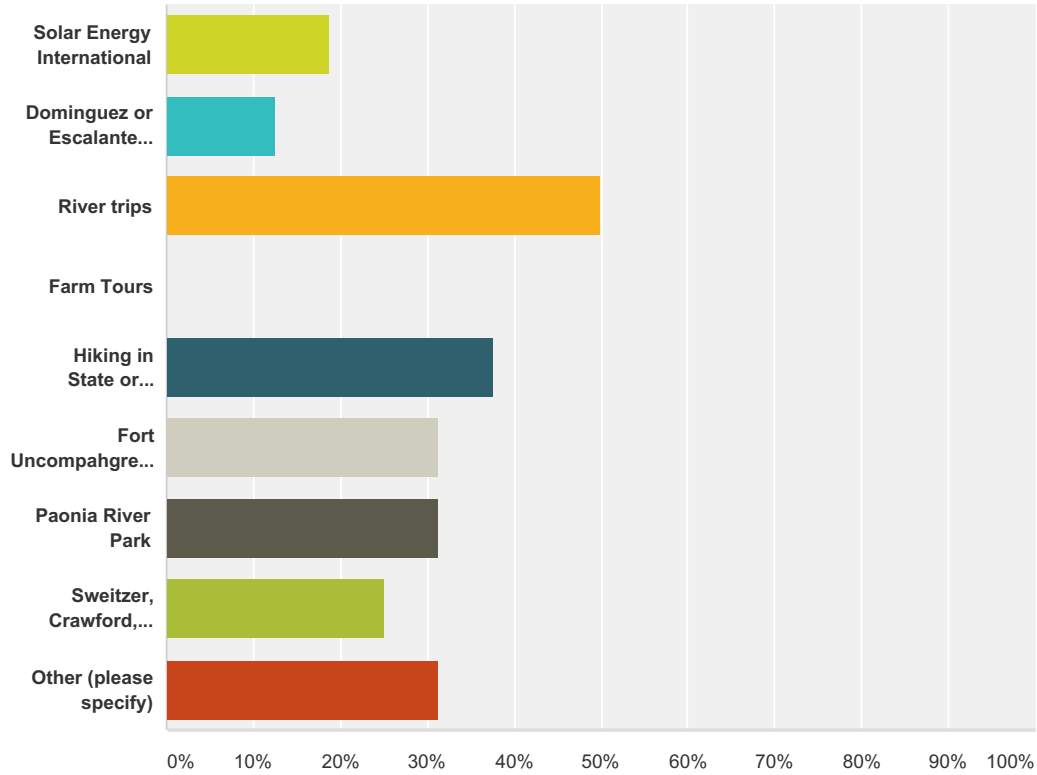
**Q42 Is there any other equipment not mentioned above that you would like access to?**

Answered: 2 Skipped: 14

#	Responses	Date
1	paint	5/11/2016 8:33 AM
2	Bow and arrows	4/14/2016 12:36 PM

### Q43 What school field trips would you like to participate in more often? (Please choose your top 3):

Answered: 16 Skipped: 0



Answer Choices	Responses
Solar Energy International	18.75% 3
Dominguez or Escalante Canyon	12.50% 2
River trips	50.00% 8
Farm Tours	0.00% 0
Hiking in State or National Public Lands (like Gunnison Gorge, Grand Mesa, Uncompahgre Plateau, or the West Elks)	37.50% 6
Fort Uncompahgre Living History Museum	31.25% 5
Paonia River Park	31.25% 5
Sweitzer, Crawford, Confluence, or other lake	25.00% 4
Other (please specify)	31.25% 5
<b>Total Respondents: 16</b>	

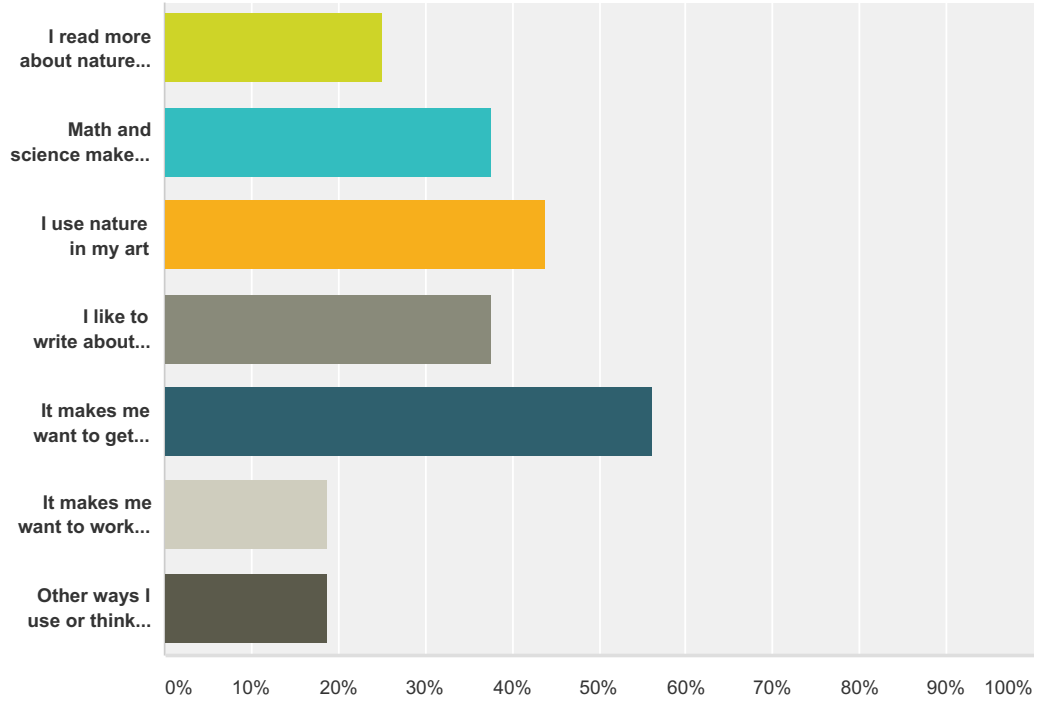
#	Other (please specify)	Date
1	Crawford	5/11/2016 8:35 AM
2	snowboarding with my class	4/22/2016 1:33 PM

## Nature Connection Survey

3	a museum (with a lot of artifacts)	4/14/2016 12:37 PM
4	four wheeler	4/13/2016 12:38 PM
5	Los Angeles, California	2/24/2016 3:06 PM

### Q44 How have your school field trips connected to your life? (Please choose your top 3):

Answered: 16 Skipped: 0



Answer Choices	Responses
I read more about nature at home or school	25.00% 4
Math and science make more sense when I see how to use them	37.50% 6
I use nature in my art	43.75% 7
I like to write about what I see, hear and experience outdoors	37.50% 6
It makes me want to get outdoors more	56.25% 9
It makes me want to work in an outdoor related field when I grow up	18.75% 3
Other ways I use or think about my school field trips:	18.75% 3
<b>Total Respondents: 16</b>	

#	Other ways I use or think about my school field trips:	Date
1	Makes me want to go camping	5/11/2016 8:36 AM
2	I like to do more outside activities because of my field trips.	3/8/2016 11:14 AM
3	Makes me understand more about nature.	2/24/2016 3:07 PM

**Q45 Thank you for taking the survey. If you have any other comments you would like to share please provide them here:**

Answered: 2 Skipped: 14

#	Responses	Date
1	It is nice outdoors!	5/11/2016 8:37 AM
2	No	3/8/2016 11:14 AM