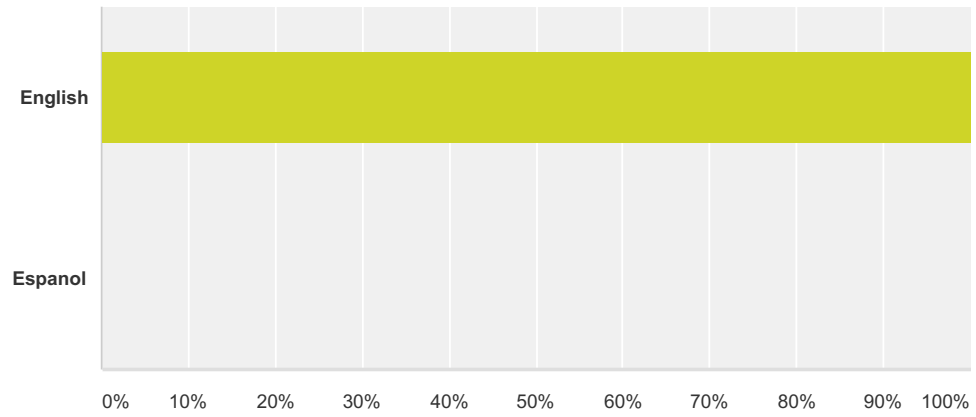


Q1 Choose your survey language:

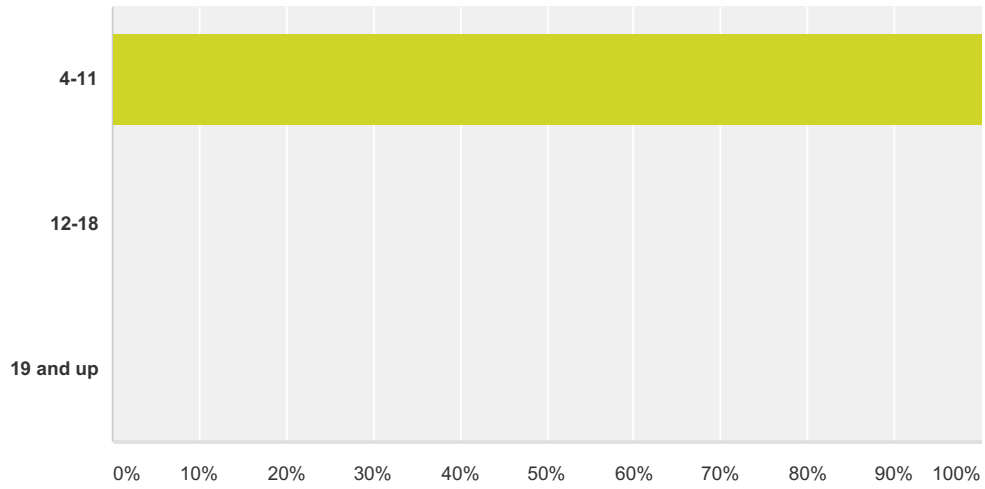
Answered: 7 Skipped: 0



Answer Choices	Responses
English	100.00% 7
Espanol	0.00% 0
Total	7

Q2 Please choose your age range:

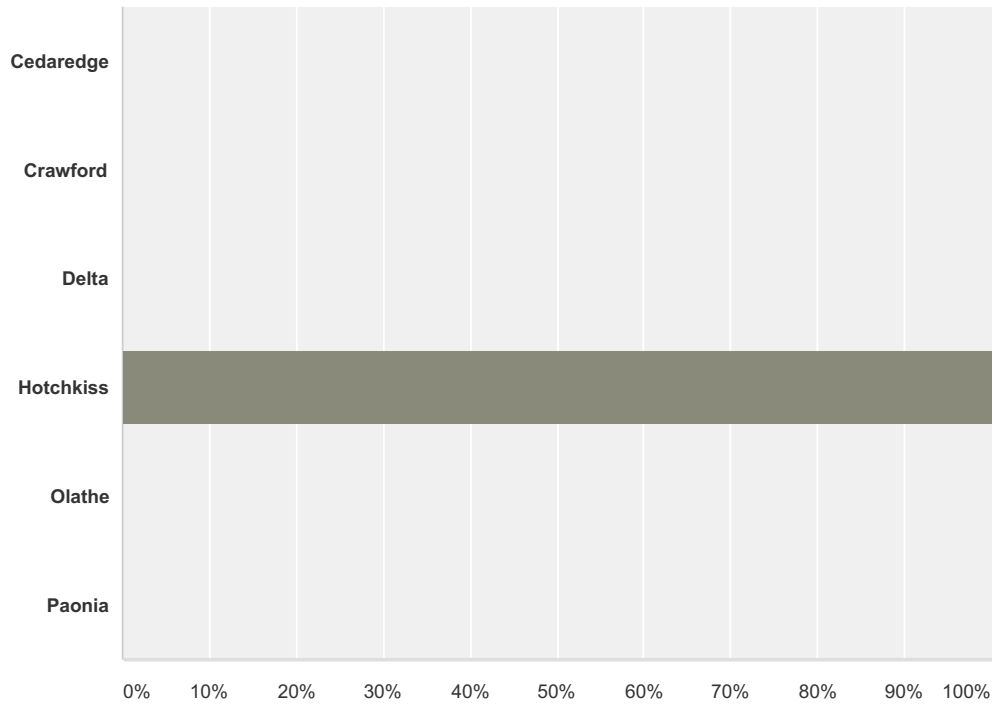
Answered: 7 Skipped: 0



Answer Choices	Responses	Count
4-11	100.00%	7
12-18	0.00%	0
19 and up	0.00%	0
Total		7

Q31 Which town do you live closest to?

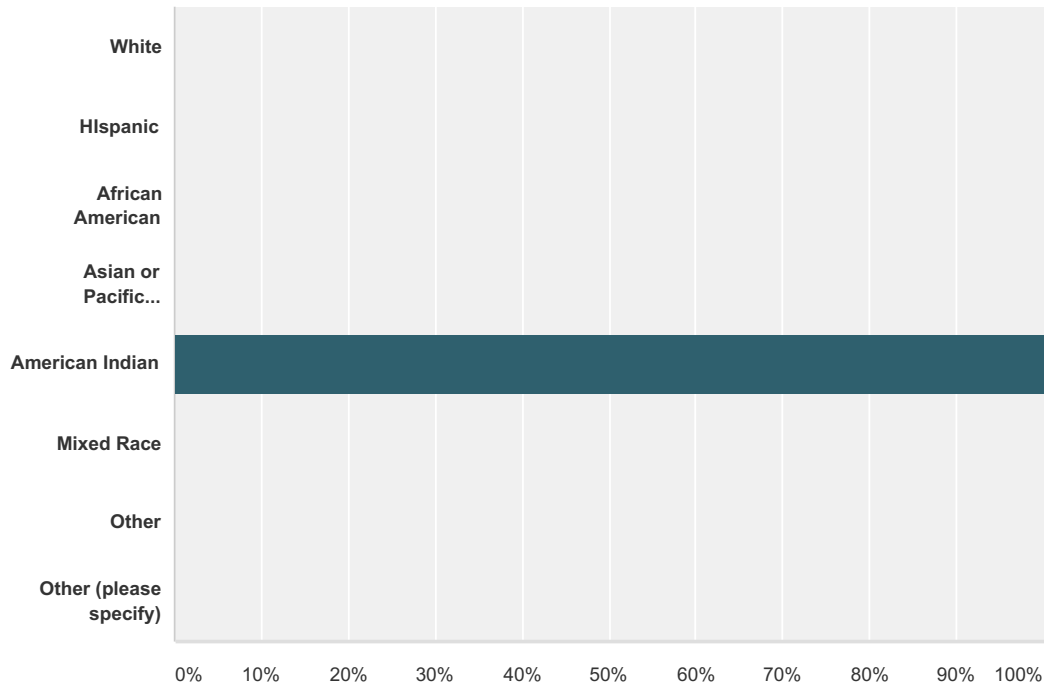
Answered: 7 Skipped: 0



Answer Choices	Responses
Cedaredge	0.00% 0
Crawford	0.00% 0
Delta	0.00% 0
Hotchkiss	100.00% 7
Olathe	0.00% 0
Paonia	0.00% 0
Total	7

Q32 What is your ethnicity?

Answered: 7 Skipped: 0

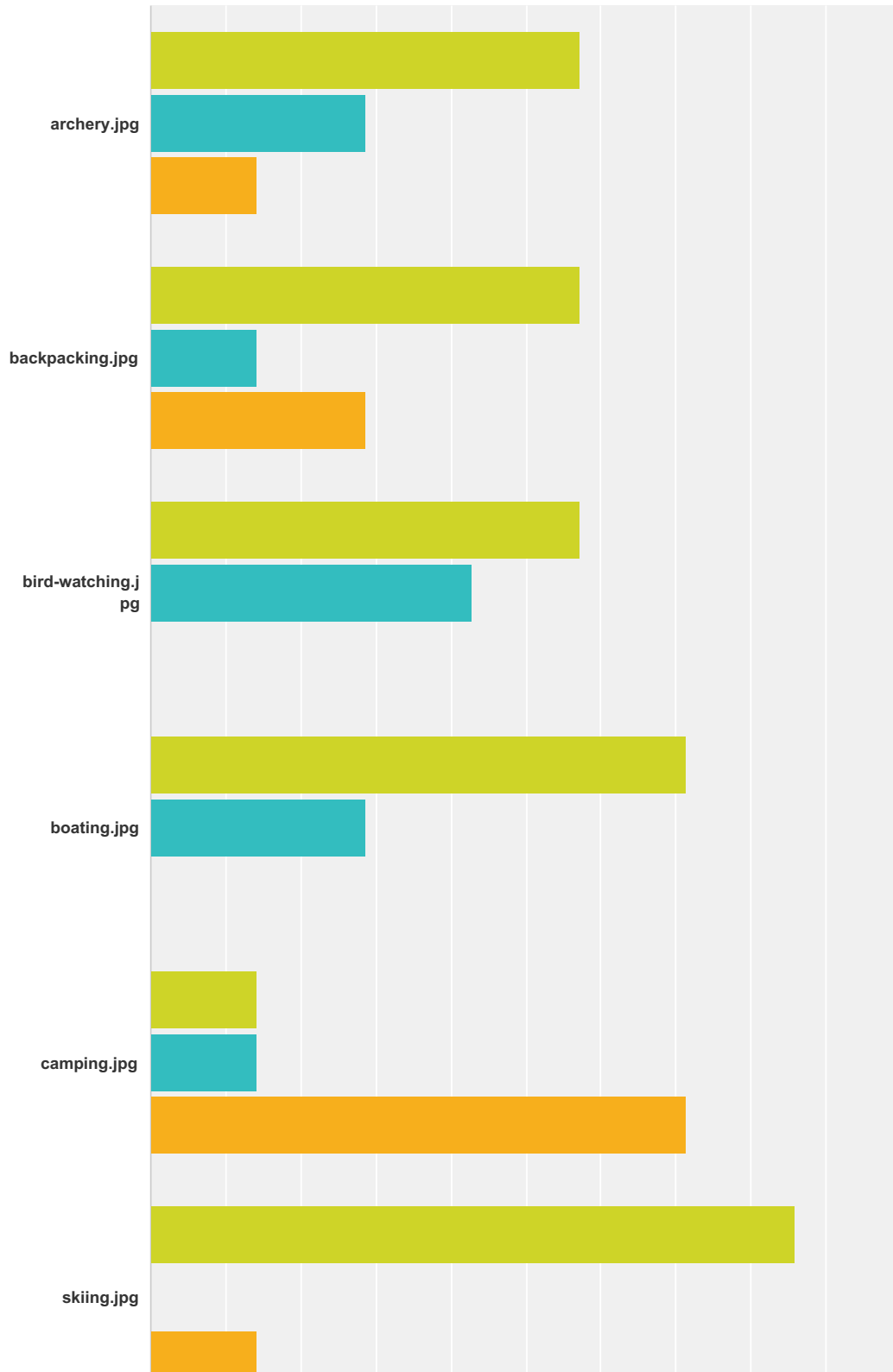


Answer Choices	Responses
White	0.00% 0
Hispanic	0.00% 0
African American	0.00% 0
Asian or Pacific Islander	0.00% 0
American Indian	100.00% 7
Mixed Race	0.00% 0
Other	0.00% 0
Other (please specify)	0.00% 0
Total	7

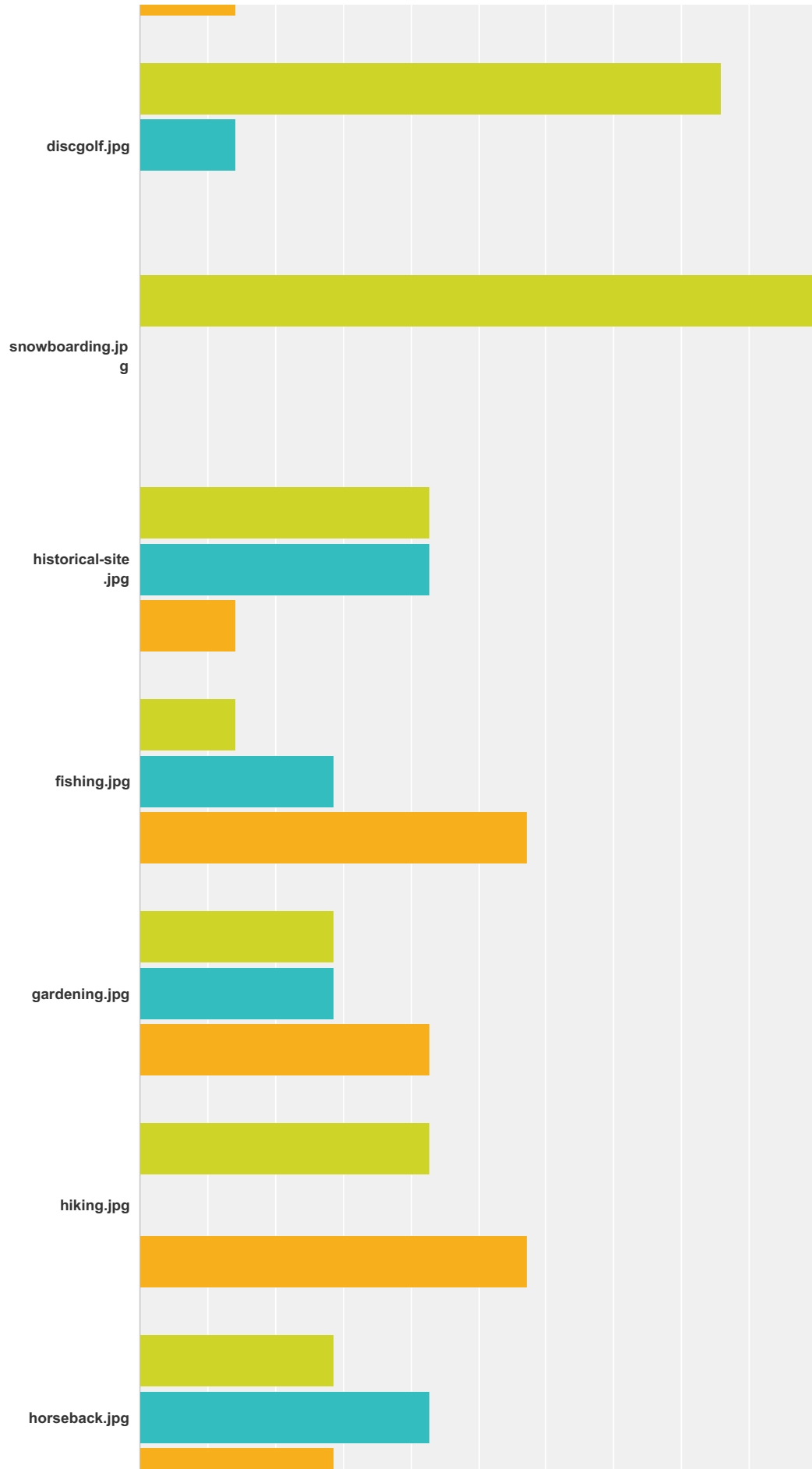
#	Other (please specify)	Date
	There are no responses.	

Q33 Below is a list of activities available to kids and families in Western Colorado. Please indicate your level of participation in that activity:

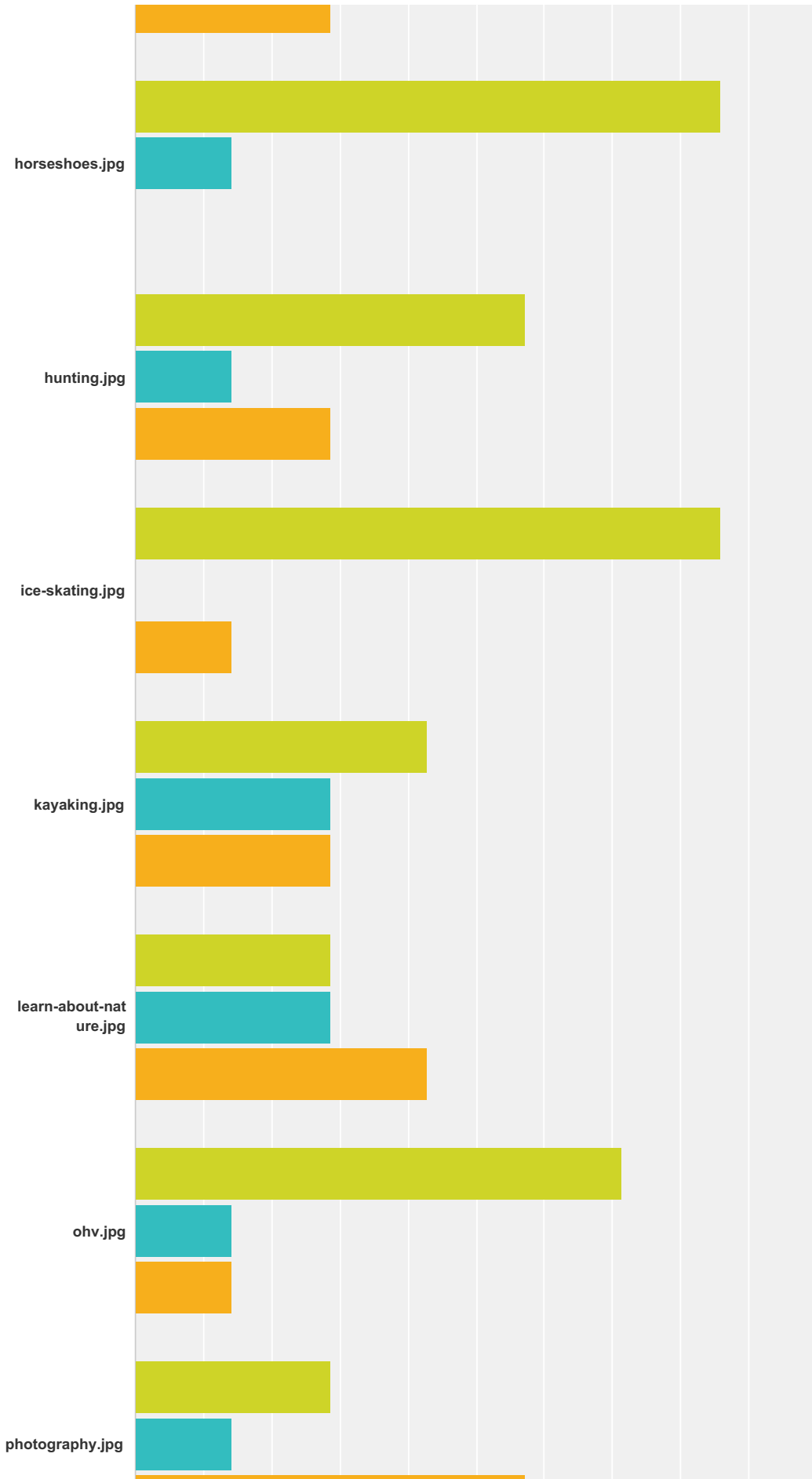
Answered: 7 Skipped: 0



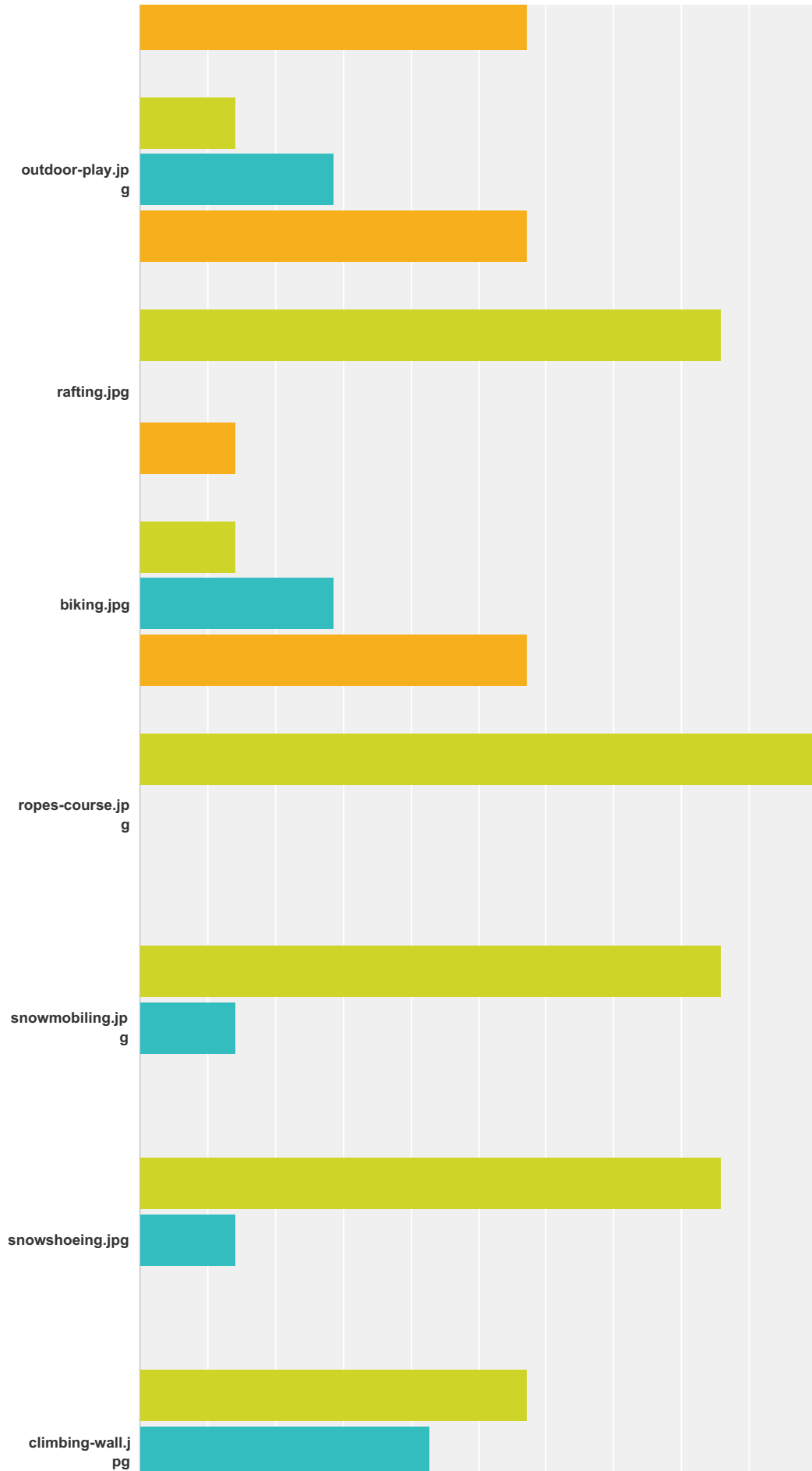
Nature Connection Survey



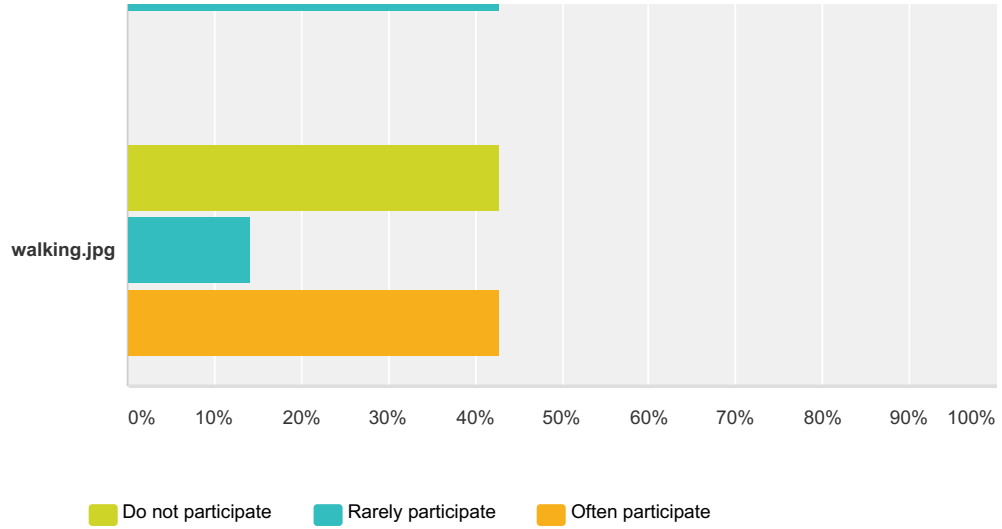
Nature Connection Survey











Nature Connection Survey















Nature Connection Survey











	Do not participate	Rarely participate	Often participate	Total
	57.14% 4	28.57% 2	14.29% 1	7
	57.14% 4	14.29% 1	28.57% 2	7
	57.14% 4	42.86% 3	0.00% 0	7
	71.43% 5	28.57% 2	0.00% 0	7
	14.29% 1	14.29% 1	71.43% 5	7
	85.71% 6	0.00% 0	14.29% 1	7
	85.71% 6	14.29% 1	0.00% 0	7
	100.00% 7	0.00% 0	0.00% 0	7

Nature Connection Survey

		42.86% 3	42.86% 3	14.29% 1	7
		14.29% 1	28.57% 2	57.14% 4	7
		28.57% 2	28.57% 2	42.86% 3	7
		42.86% 3	0.00% 0	57.14% 4	7
		28.57% 2	42.86% 3	28.57% 2	7
		85.71% 6	14.29% 1	0.00% 0	7
		57.14% 4	14.29% 1	28.57% 2	7
		85.71% 6	0.00% 0	14.29% 1	7
		42.86% 3	28.57% 2	28.57% 2	7
		28.57% 2	28.57% 2	42.86% 3	7
		71.43% 5	14.29% 1	14.29% 1	7
		28.57% 2	14.29% 1	57.14% 4	7

Nature Connection Survey

		14.29% 1	28.57% 2	57.14% 4	7
		85.71% 6	0.00% 0	14.29% 1	7
		14.29% 1	28.57% 2	57.14% 4	7
		100.00% 7	0.00% 0	0.00% 0	7
		85.71% 6	14.29% 1	0.00% 0	7
		85.71% 6	14.29% 1	0.00% 0	7
		57.14% 4	42.86% 3	0.00% 0	7
		42.86% 3	14.29% 1	42.86% 3	7

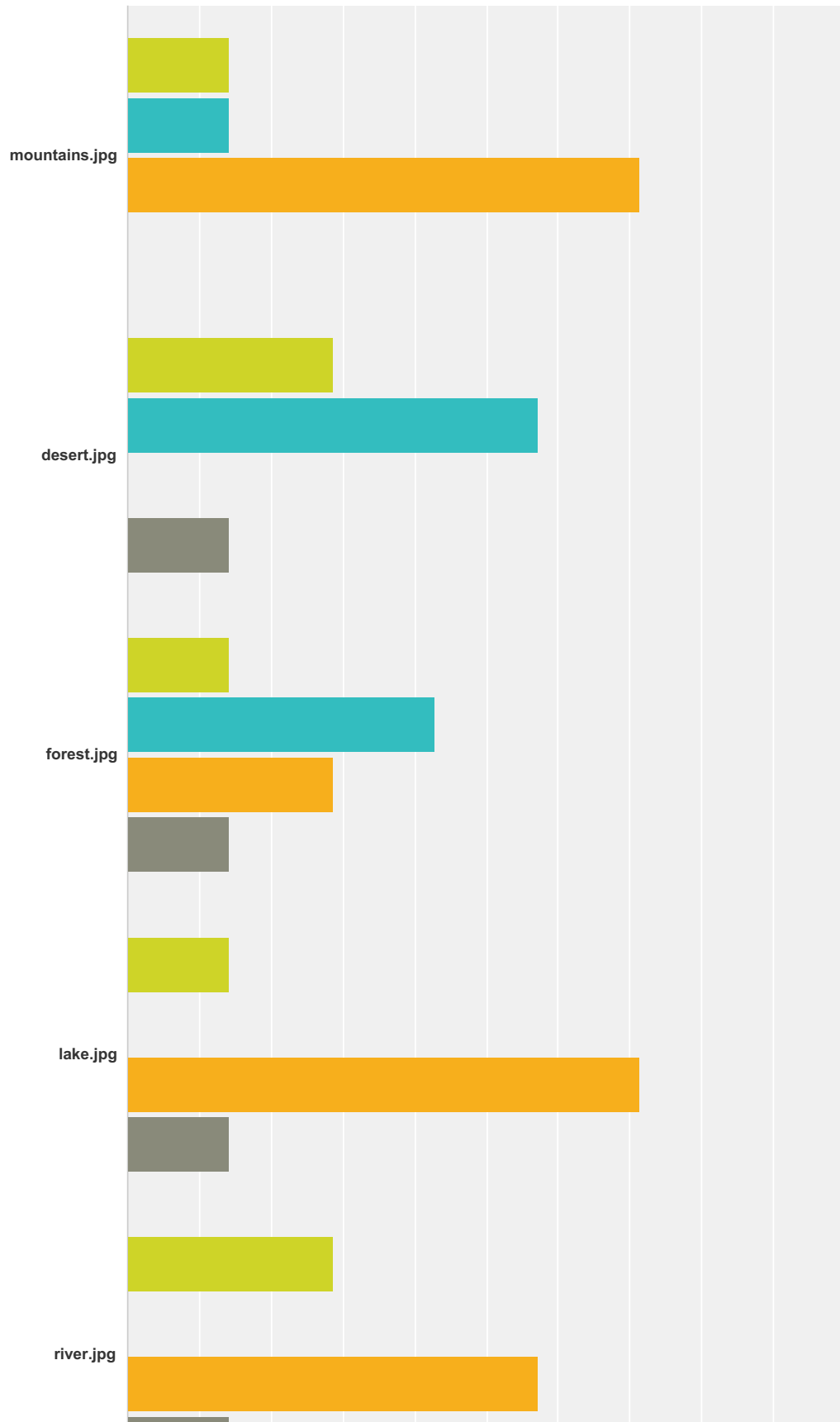
Q34 Are there any outdoor activities not listed above that you presently participate in?

Answered: 4 Skipped: 3

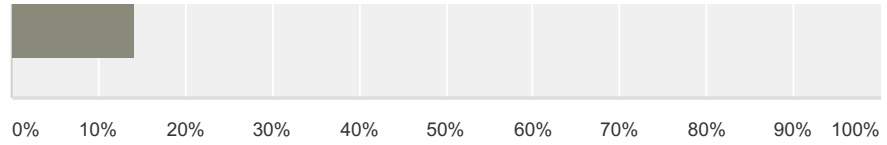
#	Responses	Date
1	tree climbing,	4/14/2016 12:36 PM
2	Playing soccer with my brother	3/14/2016 9:44 AM
3	soccer	3/4/2016 1:45 PM
4	skakbording	2/24/2016 2:27 PM

Q35 How often have you done an activity in:






Answered: 7 Skipped: 0



Nature Connection Survey

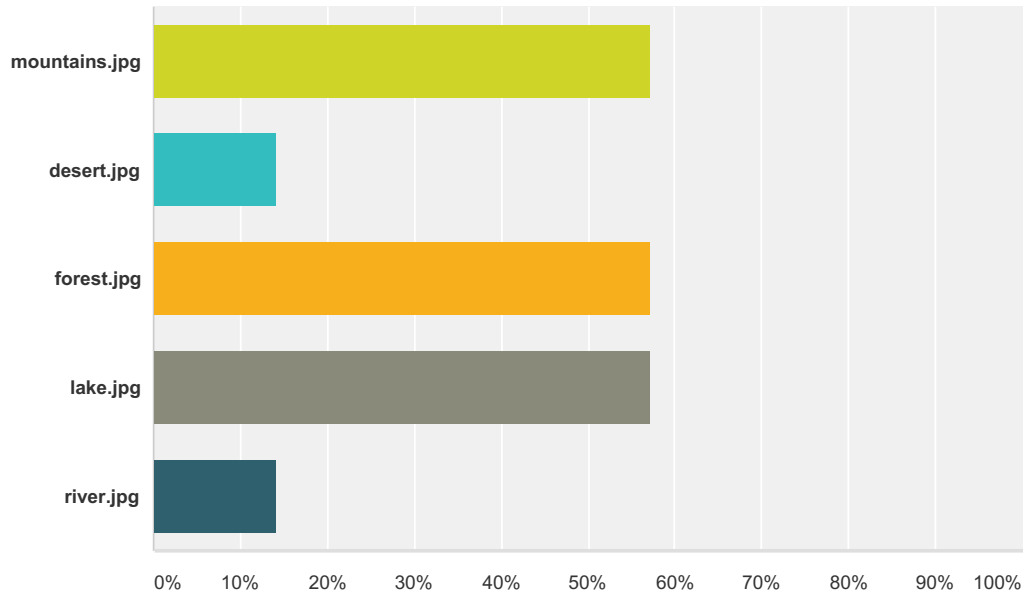







■ Never
 ■ Rarely
 ■ Often
 ■ Only on a school trip

	Never	Rarely	Often	Only on a school trip	Total
	14.29% 1	14.29% 1	71.43% 5	0.00% 0	7
	28.57% 2	57.14% 4	0.00% 0	14.29% 1	7
	14.29% 1	42.86% 3	28.57% 2	14.29% 1	7
	14.29% 1	0.00% 0	71.43% 5	14.29% 1	7
	28.57% 2	0.00% 0	57.14% 4	14.29% 1	7

**Q36 I would like to do more activities in...?
(please select your top 2 choices)**

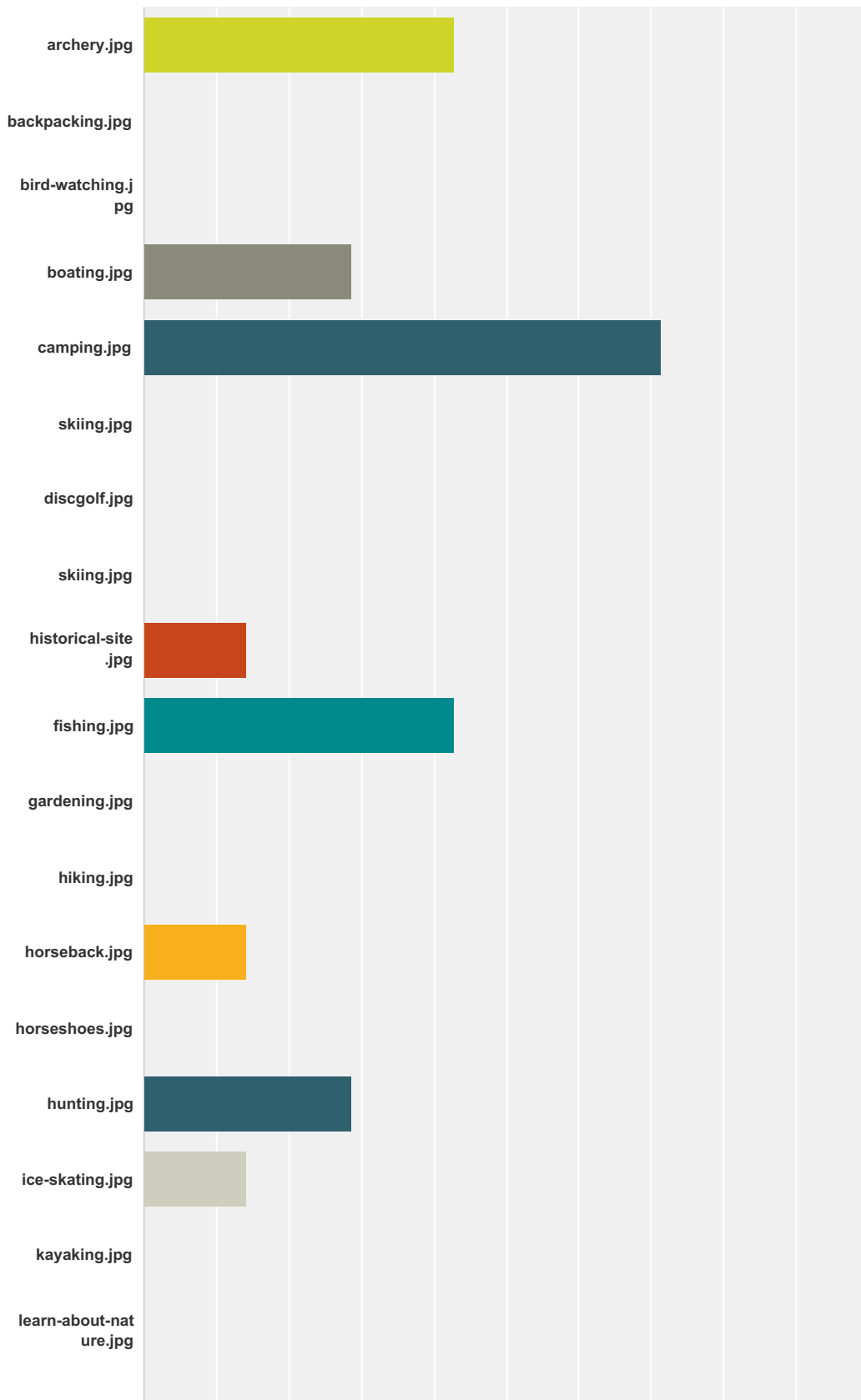
Answered: 7 Skipped: 0



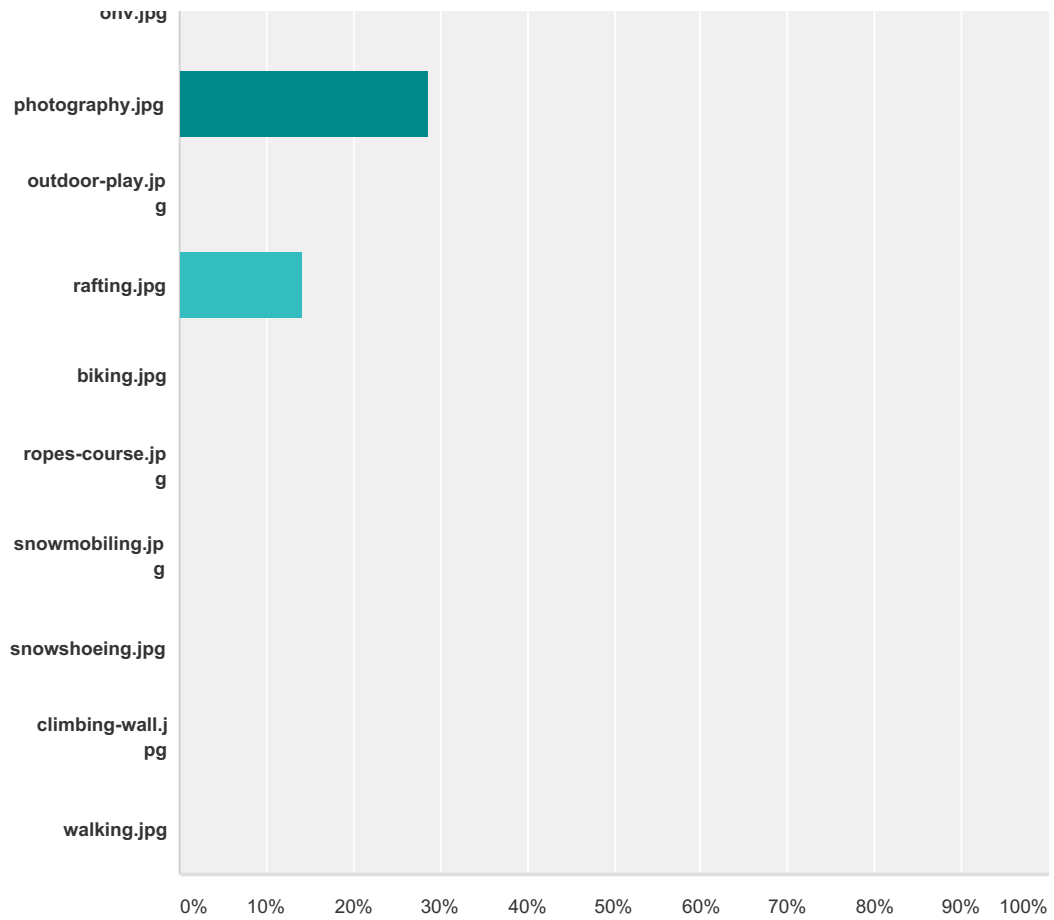
Answer Choices	Responses
	57.14% 4
	14.29% 1
	57.14% 4
	57.14% 4
	14.29% 1
Total Respondents: 7	








Q37 Please choose your 3 most favorite activities from among the following:

Answered: 7 Skipped: 0




















Nature Connection Survey







Answer Choices	Responses
	42.86% 3
	0.00% 0
	0.00% 0
	28.57% 2
	71.43% 5
	0.00% 0
	0.00% 0

Nature Connection Survey

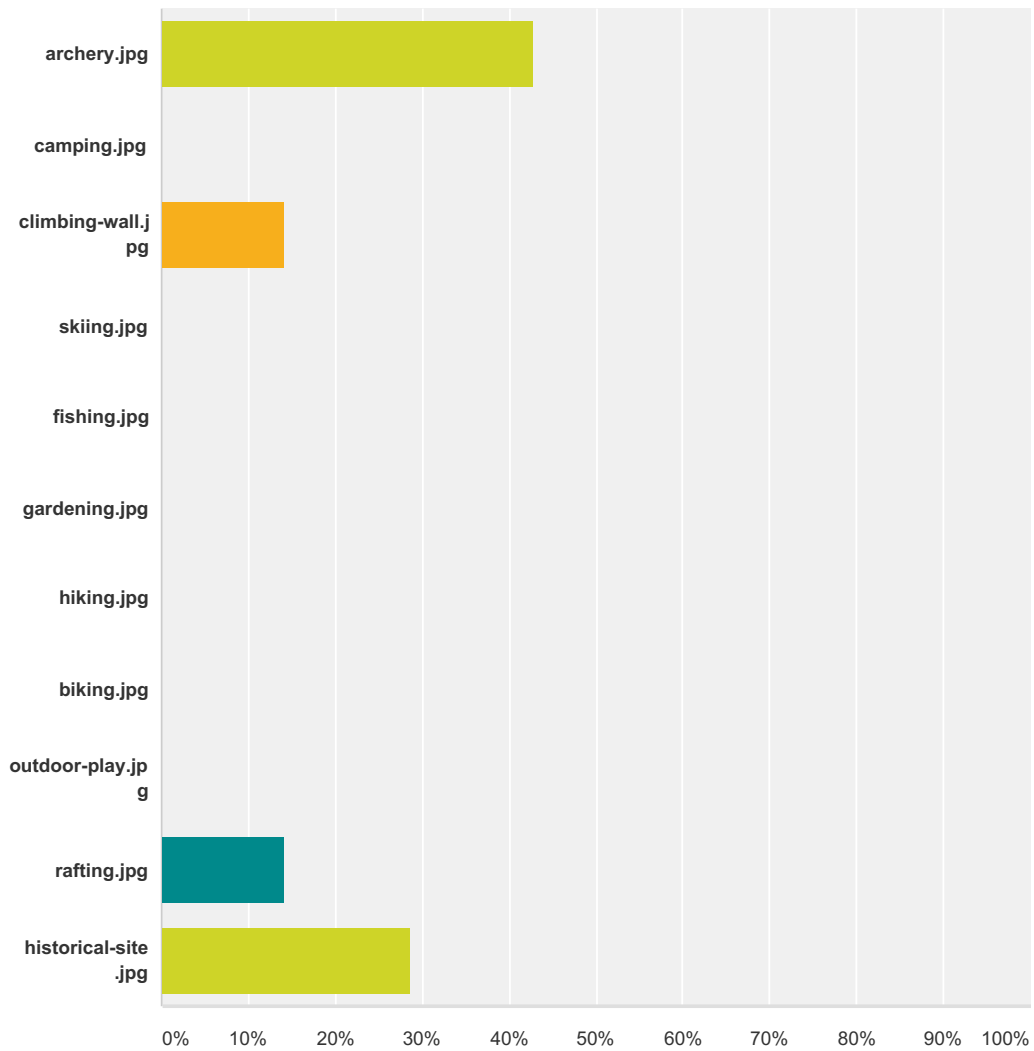
	0.00%	0
	14.29%	1
	42.86%	3
	0.00%	0
	0.00%	0
	14.29%	1
	0.00%	0
	28.57%	2
	14.29%	1
	0.00%	0
	0.00%	0
	0.00%	0
	28.57%	2
	0.00%	0
	14.29%	1
	0.00%	0
	0.00%	0





Nature Connection Survey

	0.00%	0
	0.00%	0
	0.00%	0
	0.00%	0
Total Respondents: 7		








Q38 Which new activity would you personally most like to try?

Answered: 7 Skipped: 0



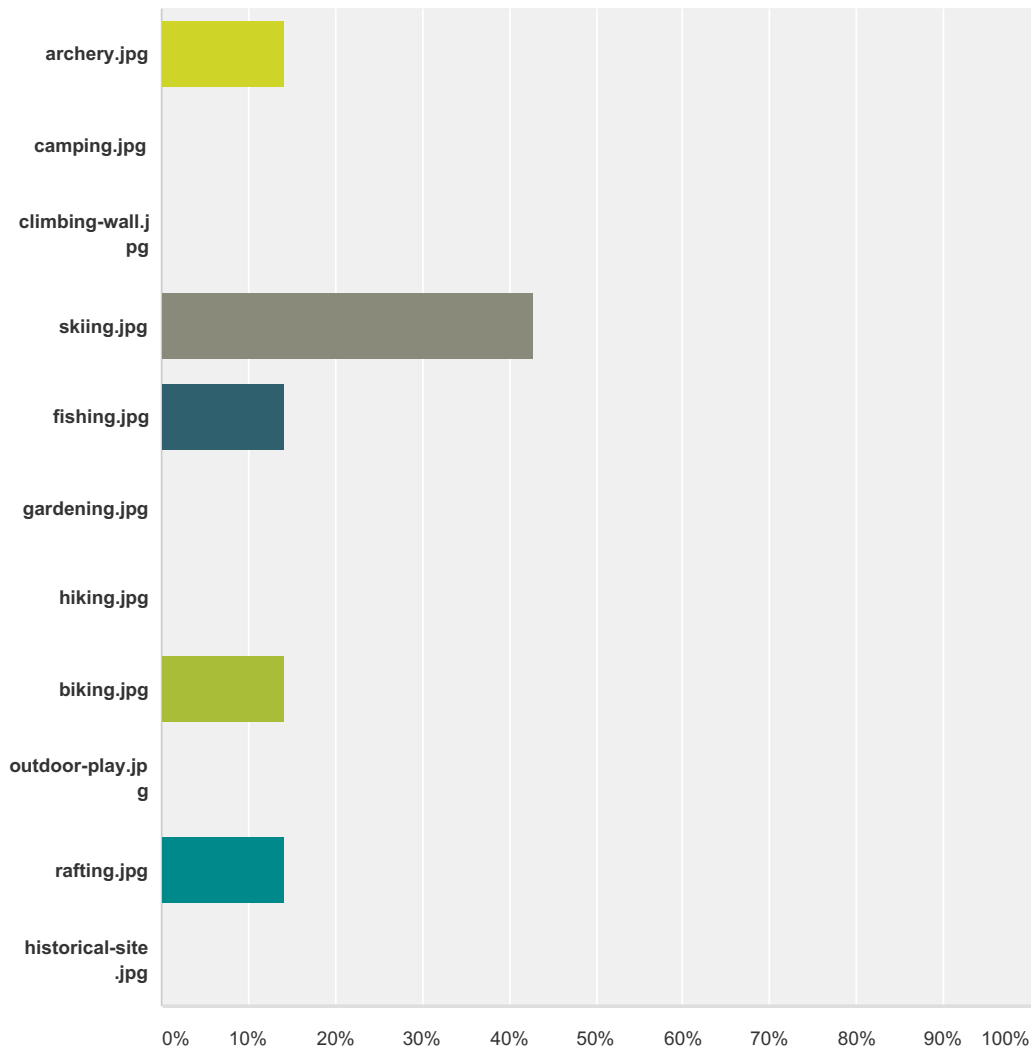
Answer Choices	Responses
	42.86% 3
	0.00% 0
	14.29% 1
	0.00% 0





Nature Connection Survey

	0.00%	0
	0.00%	0
	0.00%	0
	0.00%	0
	0.00%	0
	14.29%	1
	28.57%	2
Total		7








Q39 Which new activity would you like to try with your family?

Answered: 7 Skipped: 0



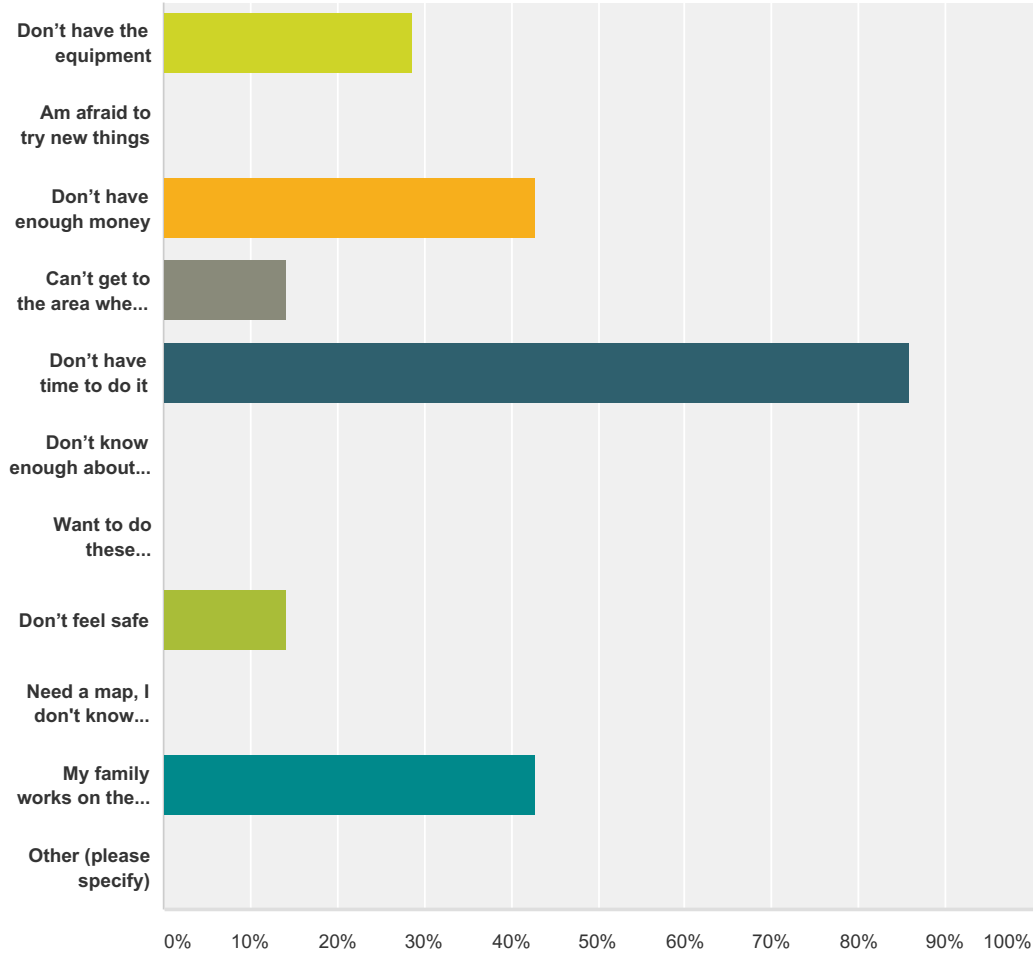
Answer Choices	Responses
	14.29% 1
	0.00% 0
	0.00% 0
	42.86% 3

Nature Connection Survey

	14.29%	1
	0.00%	0
	0.00%	0
	14.29%	1
	0.00%	0
	14.29%	1
	0.00%	0
Total		7

**Q40 What obstacles keep you (and your family) from trying new activities outdoors?
Please choose your top 3:**

Answered: 7 Skipped: 0



Answer Choices	Responses
Don't have the equipment	28.57% 2
Am afraid to try new things	0.00% 0
Don't have enough money	42.86% 3
Can't get to the area where I can do the activity (transportation is a problem)	14.29% 1
Don't have time to do it	85.71% 6
Don't know enough about the activity	0.00% 0
Want to do these activities with my friends, not by myself	0.00% 0
Don't feel safe	14.29% 1
Need a map, I don't know where to go	0.00% 0
My family works on the weekends	42.86% 3

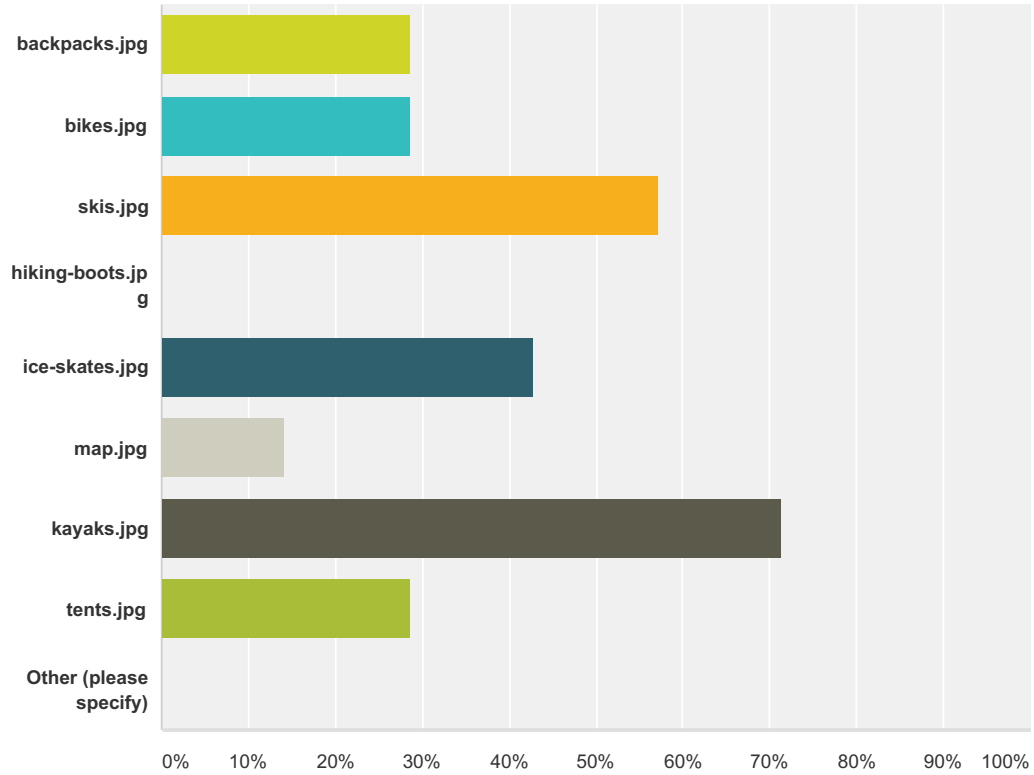
Nature Connection Survey







Other (please specify)	0.00%	0
Total Respondents: 7		

#	Other (please specify)	Date
	There are no responses.	

Q41 If this equipment were available to my family and friends, I would get outside more often... (please choose your top 3):

Answered: 7 Skipped: 0



Answer Choices	Responses
	28.57% 2
	28.57% 2
	57.14% 4
	0.00% 0
	42.86% 3
	14.29% 1

Nature Connection Survey

	71.43%	5
	28.57%	2
Other (please specify)	0.00%	0
Total Respondents: 7		

#	Other (please specify)	Date
	There are no responses.	

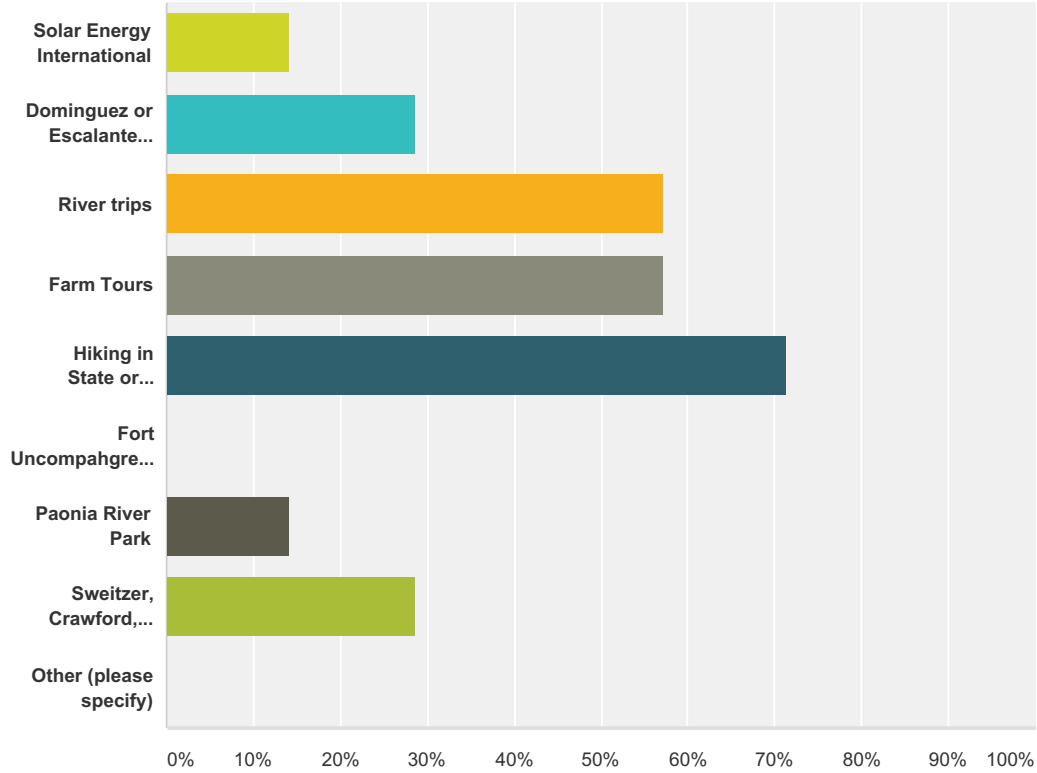
Q42 Is there any other equipment not mentioned above that you would like access to?

Answered: 2 Skipped: 5

#	Responses	Date
1	a hatchet	3/14/2016 9:49 AM
2	A conpis	3/4/2016 1:54 PM

Q43 What school field trips would you like to participate in more often? (Please choose your top 3):

Answered: 7 Skipped: 0

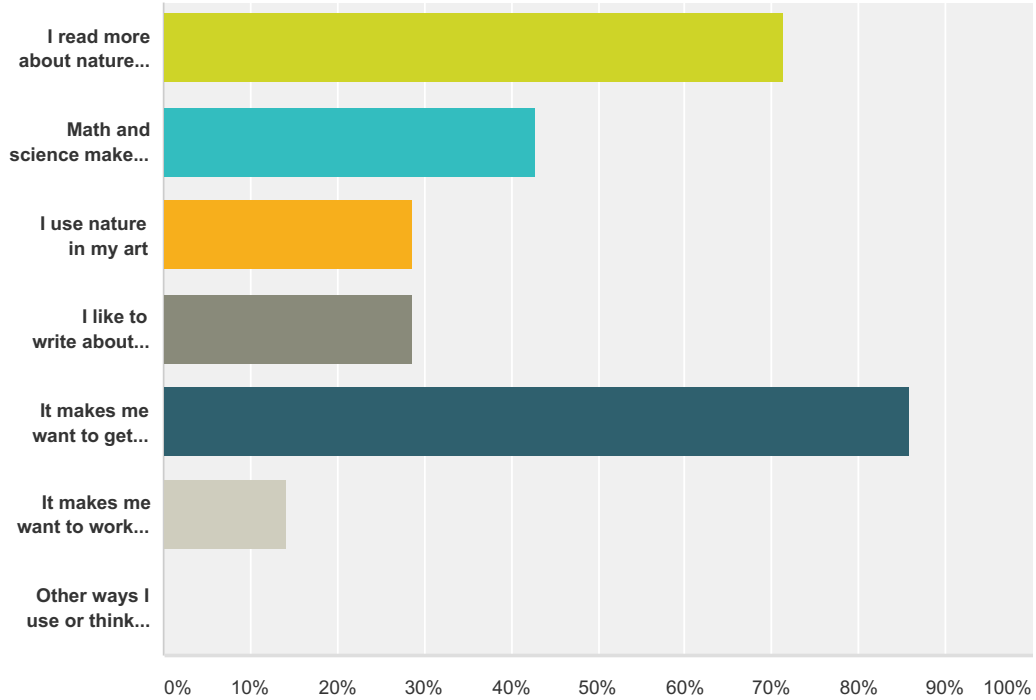


Answer Choices	Responses
Solar Energy International	14.29% 1
Dominguez or Escalante Canyon	28.57% 2
River trips	57.14% 4
Farm Tours	57.14% 4
Hiking in State or National Public Lands (like Gunnison Gorge, Grand Mesa, Uncompahgre Plateau, or the West Elks)	71.43% 5
Fort Uncompahgre Living History Museum	0.00% 0
Paonia River Park	14.29% 1
Sweitzer, Crawford, Confluence, or other lake	28.57% 2
Other (please specify)	0.00% 0
Total Respondents: 7	

#	Other (please specify)	Date
	There are no responses.	

Q44 How have your school field trips connected to your life? (Please choose your top 3):

Answered: 7 Skipped: 0



Answer Choices	Responses
I read more about nature at home or school	71.43% 5
Math and science make more sense when I see how to use them	42.86% 3
I use nature in my art	28.57% 2
I like to write about what I see, hear and experience outdoors	28.57% 2
It makes me want to get outdoors more	85.71% 6
It makes me want to work in an outdoor related field when I grow up	14.29% 1
Other ways I use or think about my school field trips:	0.00% 0
Total Respondents: 7	

#	Other ways I use or think about my school field trips:	Date
	There are no responses.	

Q45 Thank you for taking the survey. If you have any other comments you would like to share please provide them here:

Answered: 1 Skipped: 6

#	Responses	Date
1	you are a great help to the people that do not have a lot of men y	3/14/2016 9:53 AM