

### Q1 Choose your survey language:

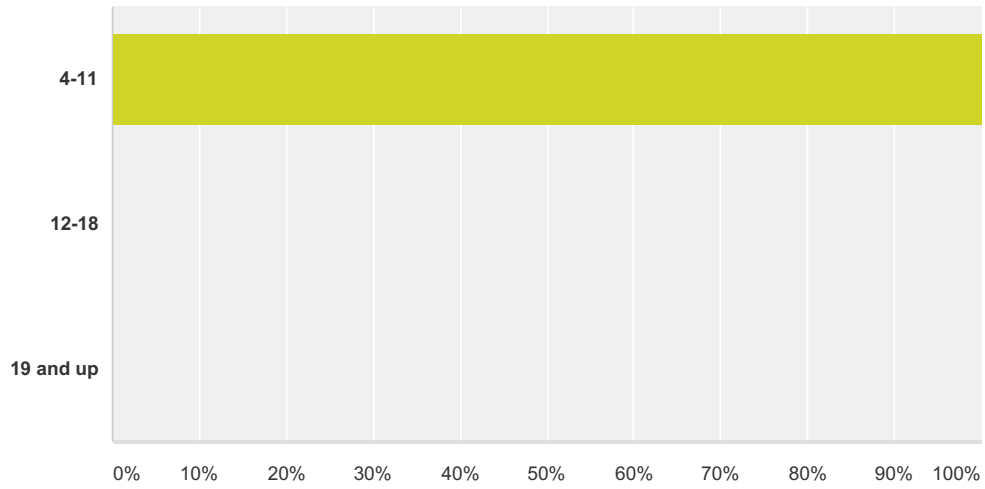
Answered: 147 Skipped: 0



Answer Choices	Responses
English	100.00% 147
Espanol	0.00% 0
<b>Total</b>	<b>147</b>

**Q2 Please choose your age range:**

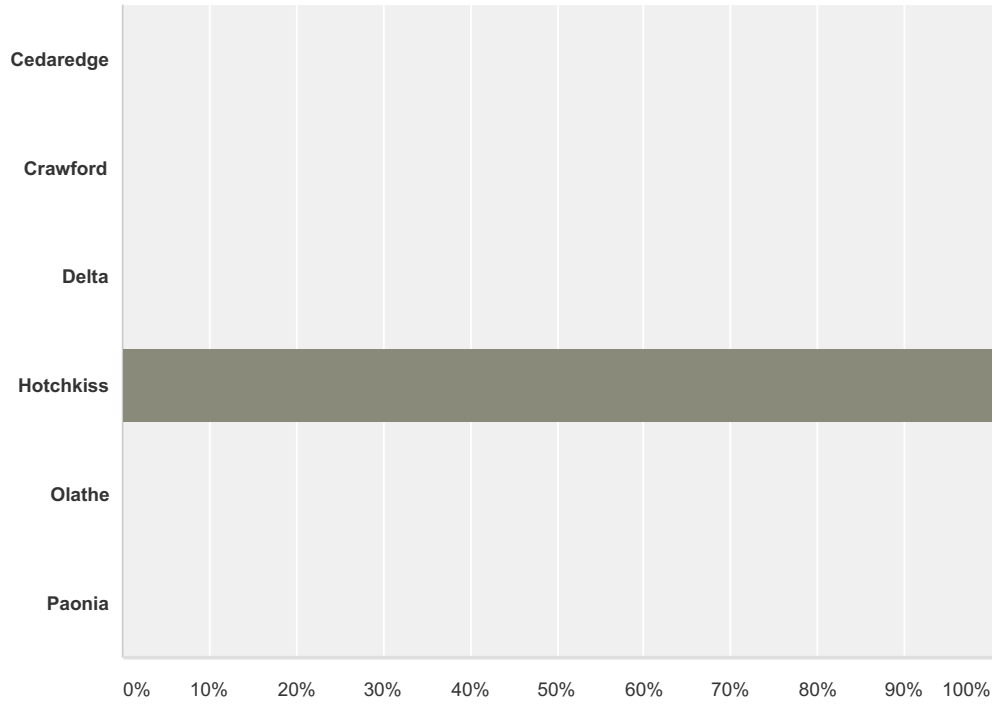
Answered: 147 Skipped: 0



Answer Choices	Responses	
4-11	100.00%	147
12-18	0.00%	0
19 and up	0.00%	0
<b>Total</b>		<b>147</b>

### Q31 Which town do you live closest to?

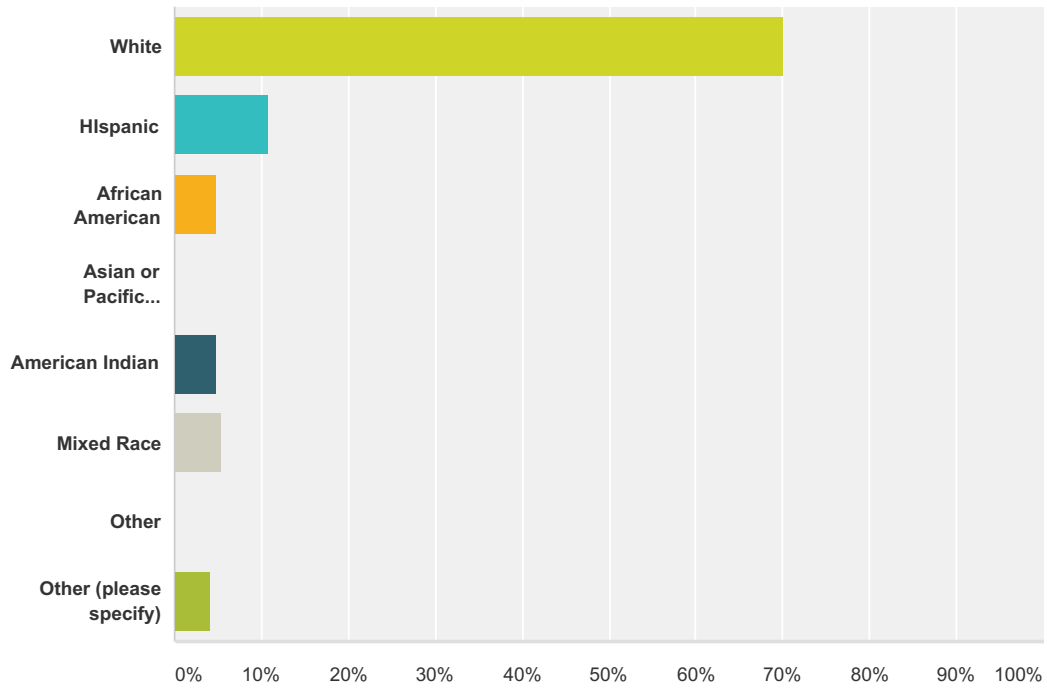
Answered: 147 Skipped: 0



Answer Choices	Responses
Cedaredge	0.00% 0
Crawford	0.00% 0
Delta	0.00% 0
Hotchkiss	100.00% 147
Olathe	0.00% 0
Paonia	0.00% 0
<b>Total</b>	<b>147</b>

### Q32 What is your ethnicity?

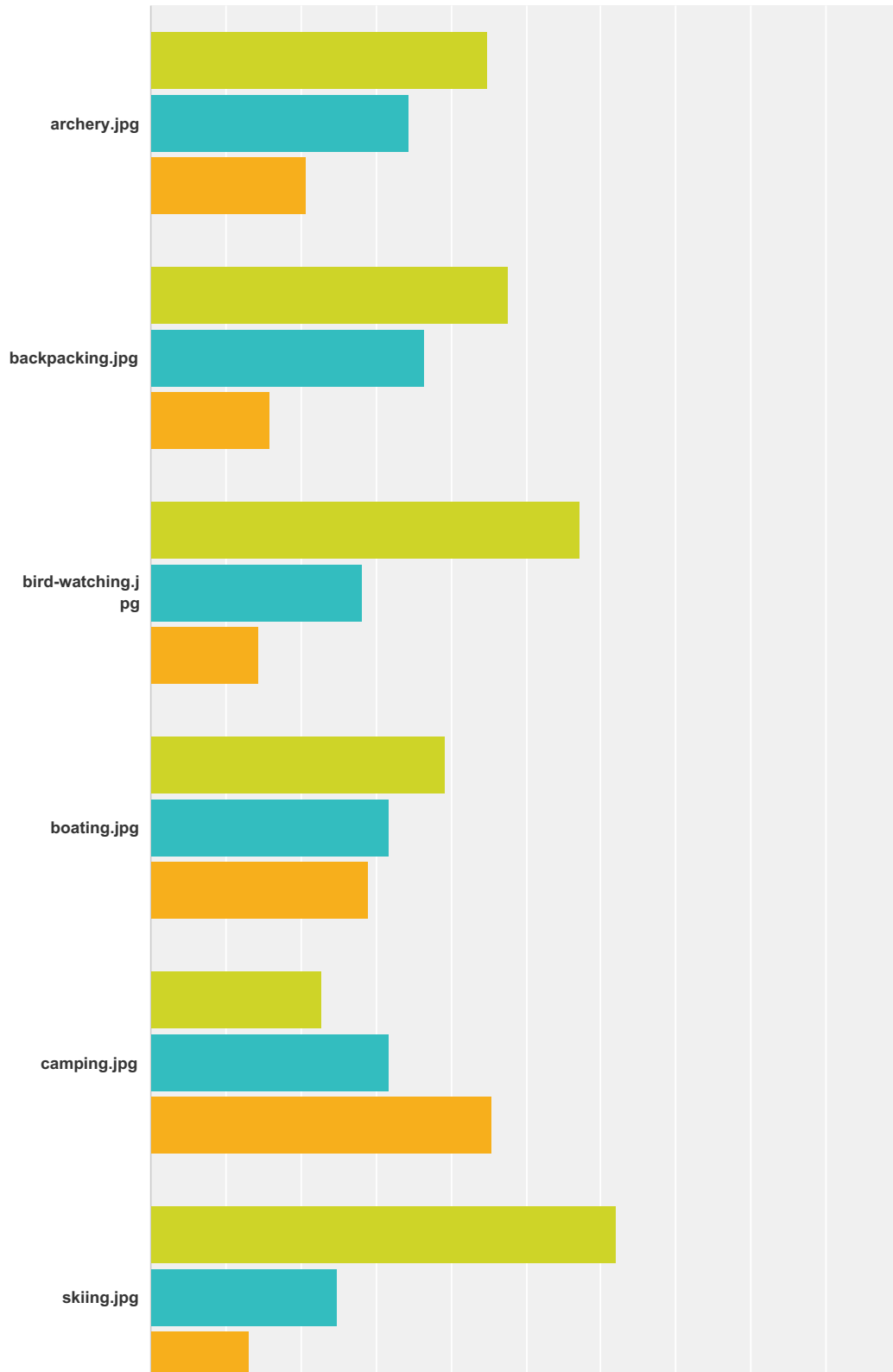
Answered: 147 Skipped: 0



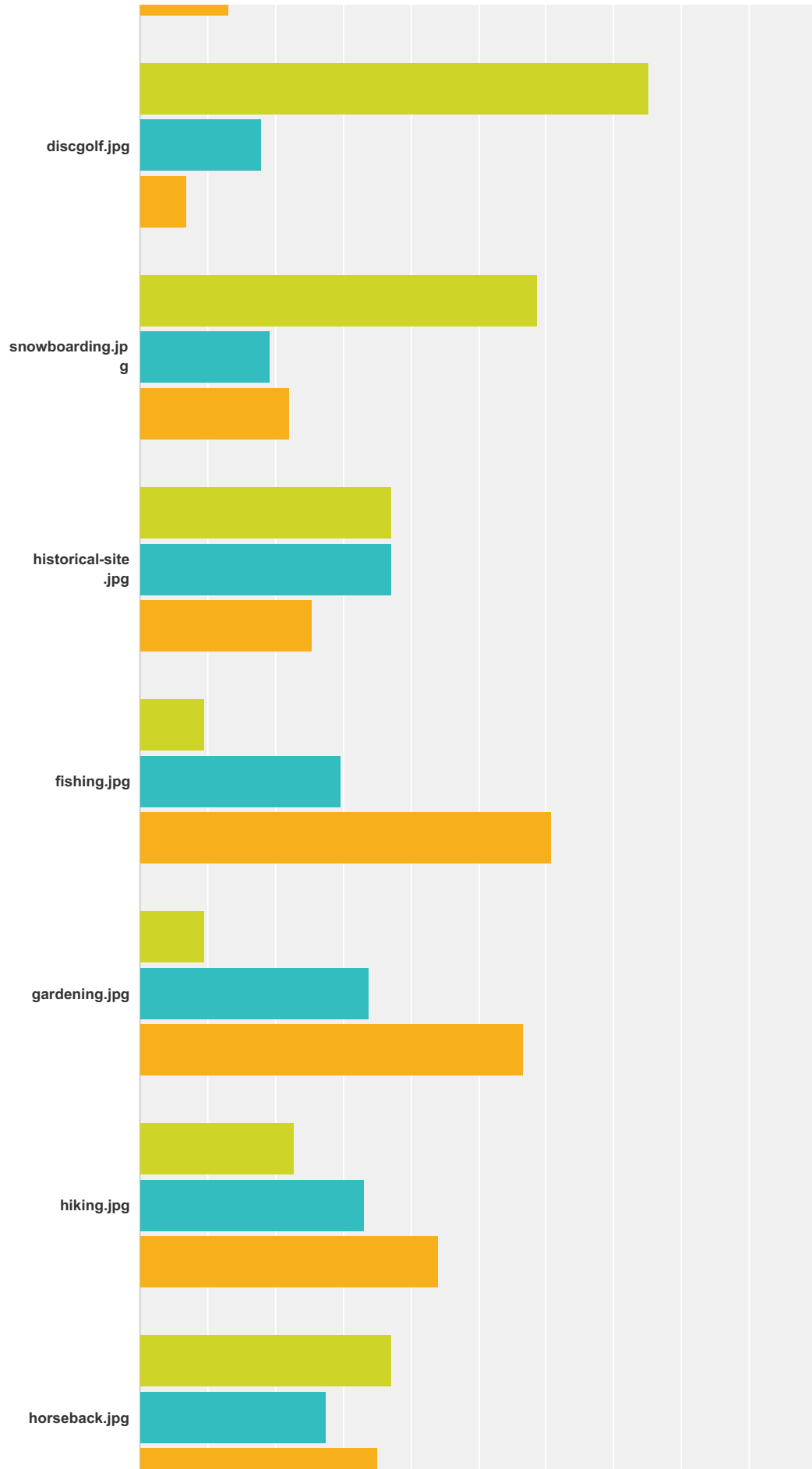
Answer Choices	Responses
White	70.07% 103
Hispanic	10.88% 16
African American	4.76% 7
Asian or Pacific Islander	0.00% 0
American Indian	4.76% 7
Mixed Race	5.44% 8
Other	0.00% 0
Other (please specify)	4.08% 6
<b>Total</b>	<b>147</b>

**Q33 Below is a list of activities available to kids and families in Western Colorado. Please indicate your level of participation in that activity:**

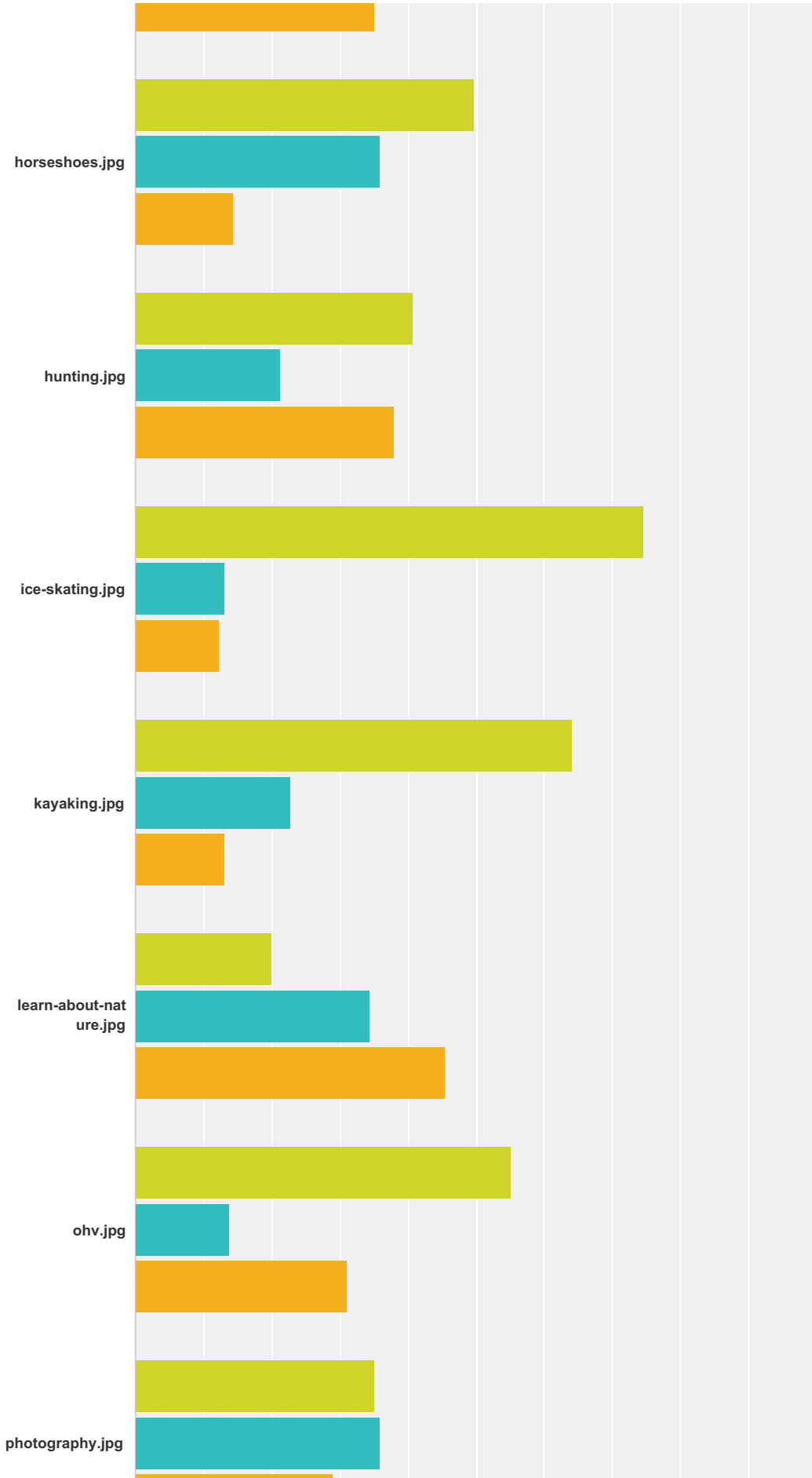
Answered: 145 Skipped: 2



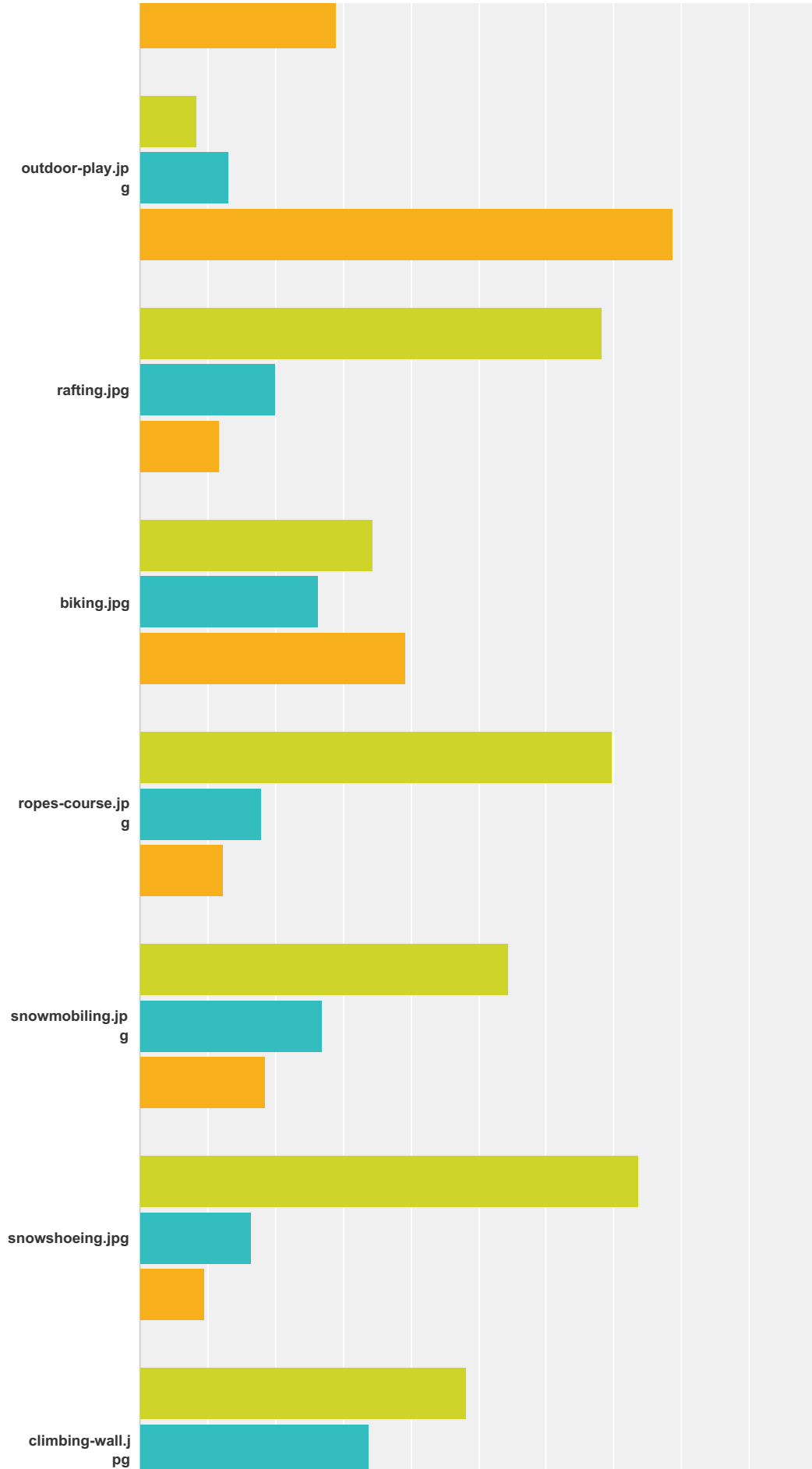
# Nature Connection Survey



# Nature Connection Survey

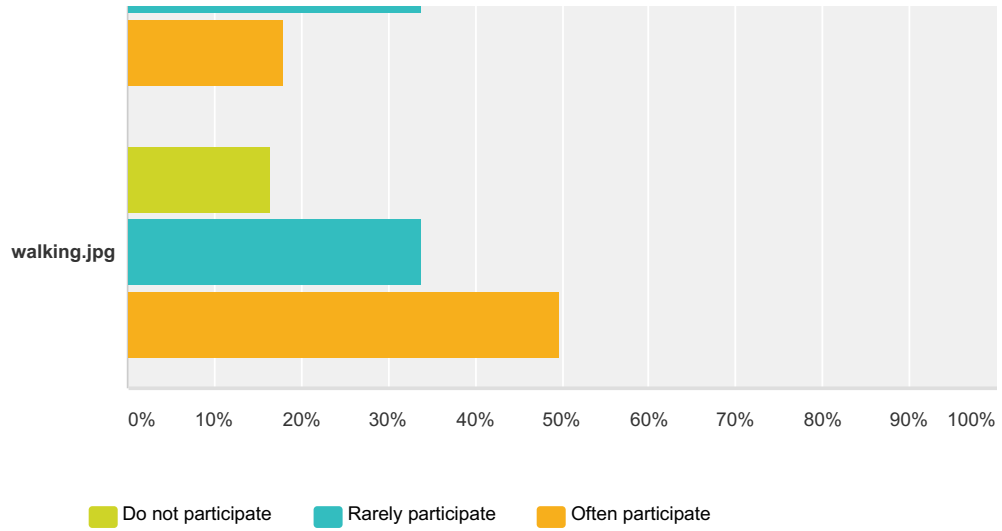










# Nature Connection Survey

















## Nature Connection Survey








	Do not participate	Rarely participate	Often participate	Total
	44.83% 65	34.48% 50	20.69% 30	145
	47.59% 69	36.55% 53	15.86% 23	145
	57.24% 83	28.28% 41	14.48% 21	145
	39.31% 57	31.72% 46	28.97% 42	145
	22.76% 33	31.72% 46	45.52% 66	145
	62.07% 90	24.83% 36	13.10% 19	145
	75.17% 109	17.93% 26	6.90% 10	145
	58.62% 85	19.31% 28	22.07% 32	145

## Nature Connection Survey

		<b>37.24%</b> 54	<b>37.24%</b> 54	<b>25.52%</b> 37	145
		<b>9.66%</b> 14	<b>29.66%</b> 43	<b>60.69%</b> 88	145
		<b>9.66%</b> 14	<b>33.79%</b> 49	<b>56.55%</b> 82	145
		<b>22.76%</b> 33	<b>33.10%</b> 48	<b>44.14%</b> 64	145
		<b>37.24%</b> 54	<b>27.59%</b> 40	<b>35.17%</b> 51	145
		<b>49.66%</b> 72	<b>35.86%</b> 52	<b>14.48%</b> 21	145
		<b>40.69%</b> 59	<b>21.38%</b> 31	<b>37.93%</b> 55	145
		<b>74.48%</b> 108	<b>13.10%</b> 19	<b>12.41%</b> 18	145
		<b>64.14%</b> 93	<b>22.76%</b> 33	<b>13.10%</b> 19	145
		<b>20.00%</b> 29	<b>34.48%</b> 50	<b>45.52%</b> 66	145
		<b>55.17%</b> 80	<b>13.79%</b> 20	<b>31.03%</b> 45	145
		<b>35.17%</b> 51	<b>35.86%</b> 52	<b>28.97%</b> 42	145

## Nature Connection Survey

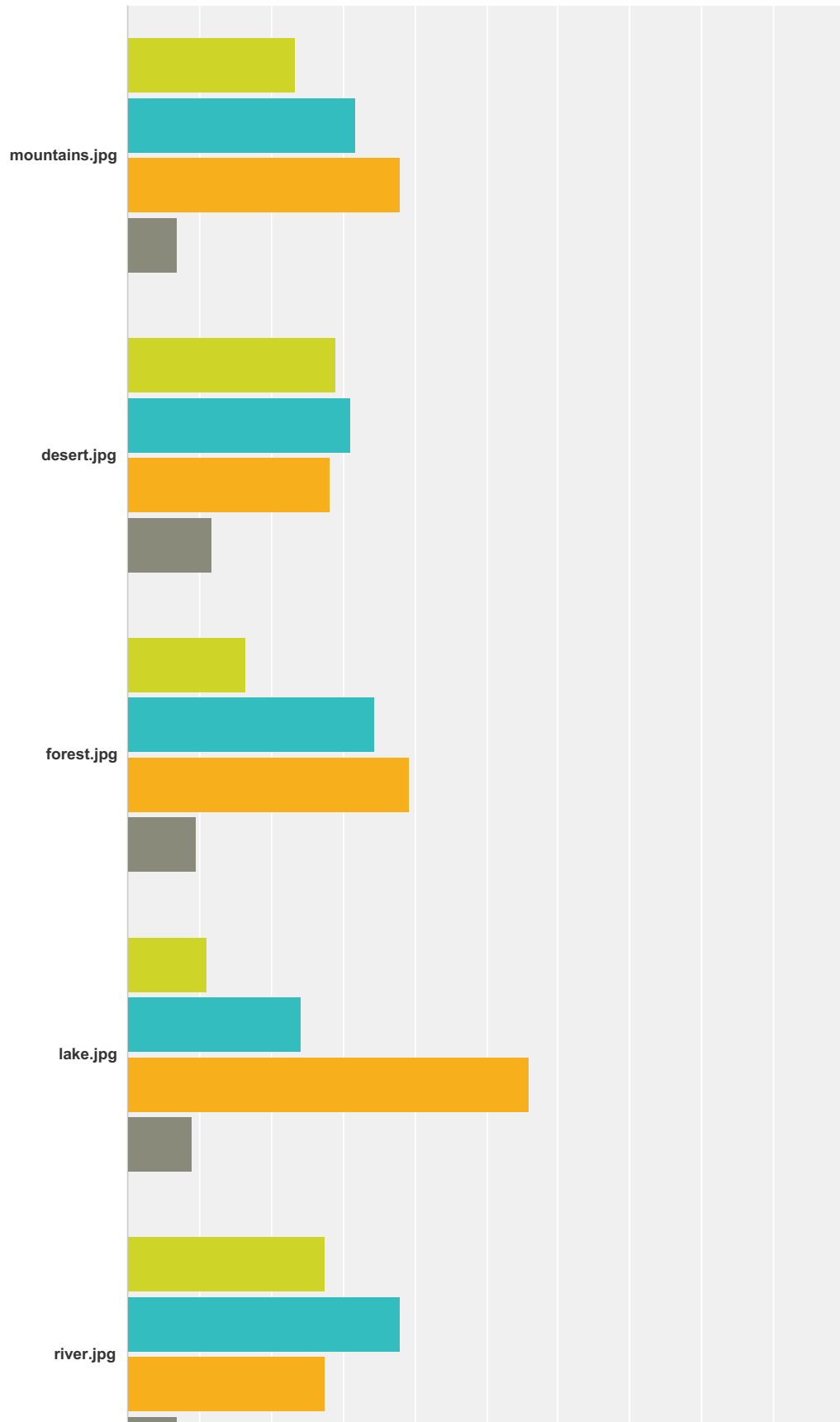
		<b>8.28%</b> 12	<b>13.10%</b> 19	<b>78.62%</b> 114	145
		<b>68.28%</b> 99	<b>20.00%</b> 29	<b>11.72%</b> 17	145
		<b>34.48%</b> 50	<b>26.21%</b> 38	<b>39.31%</b> 57	145
		<b>69.66%</b> 101	<b>17.93%</b> 26	<b>12.41%</b> 18	145
		<b>54.48%</b> 79	<b>26.90%</b> 39	<b>18.62%</b> 27	145
		<b>73.79%</b> 107	<b>16.55%</b> 24	<b>9.66%</b> 14	145
		<b>48.28%</b> 70	<b>33.79%</b> 49	<b>17.93%</b> 26	145
		<b>16.55%</b> 24	<b>33.79%</b> 49	<b>49.66%</b> 72	145

**Q34 Are there any outdoor activities not listed above that you presently participate in?**

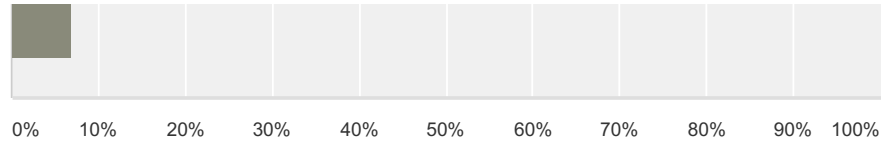
Answered: 68 Skipped: 79

### Q35 How often have you done an activity in:






Answered: 145 Skipped: 2



## Nature Connection Survey

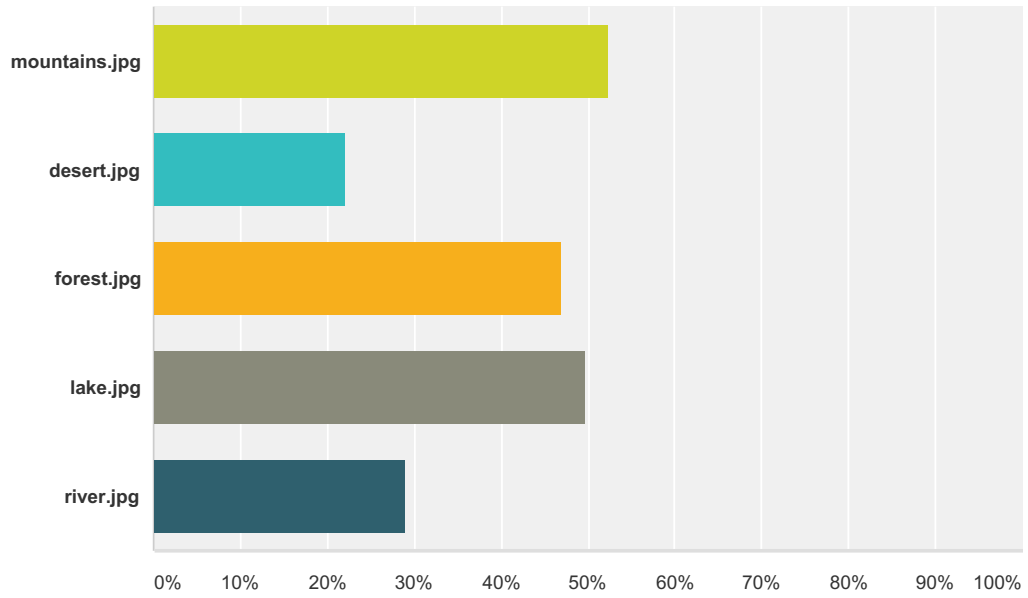







■ Never   
 ■ Rarely   
 ■ Often   
 ■ Only on a school trip

	Never	Rarely	Often	Only on a school trip	Total
	<b>23.45%</b> 34	<b>31.72%</b> 46	<b>37.93%</b> 55	<b>6.90%</b> 10	145
	<b>28.97%</b> 42	<b>31.03%</b> 45	<b>28.28%</b> 41	<b>11.72%</b> 17	145
	<b>16.55%</b> 24	<b>34.48%</b> 50	<b>39.31%</b> 57	<b>9.66%</b> 14	145
	<b>11.03%</b> 16	<b>24.14%</b> 35	<b>55.86%</b> 81	<b>8.97%</b> 13	145
	<b>27.59%</b> 40	<b>37.93%</b> 55	<b>27.59%</b> 40	<b>6.90%</b> 10	145

**Q36 I would like to do more activities in...?  
(please select your top 2 choices)**

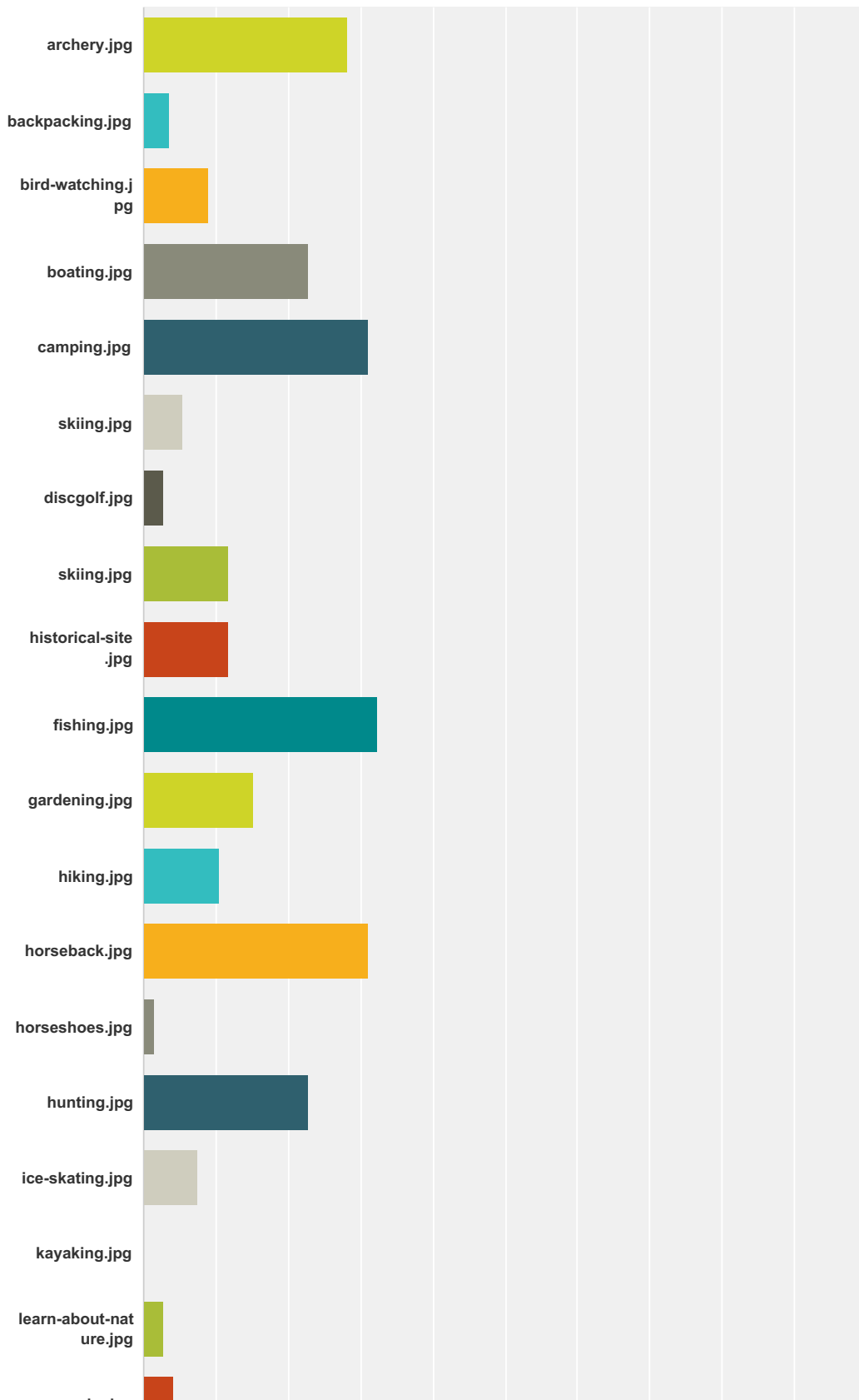
Answered: 145 Skipped: 2



Answer Choices	Responses
	52.41% 76
	22.07% 32
	46.90% 68
	49.66% 72
	28.97% 42
<b>Total Respondents: 145</b>	

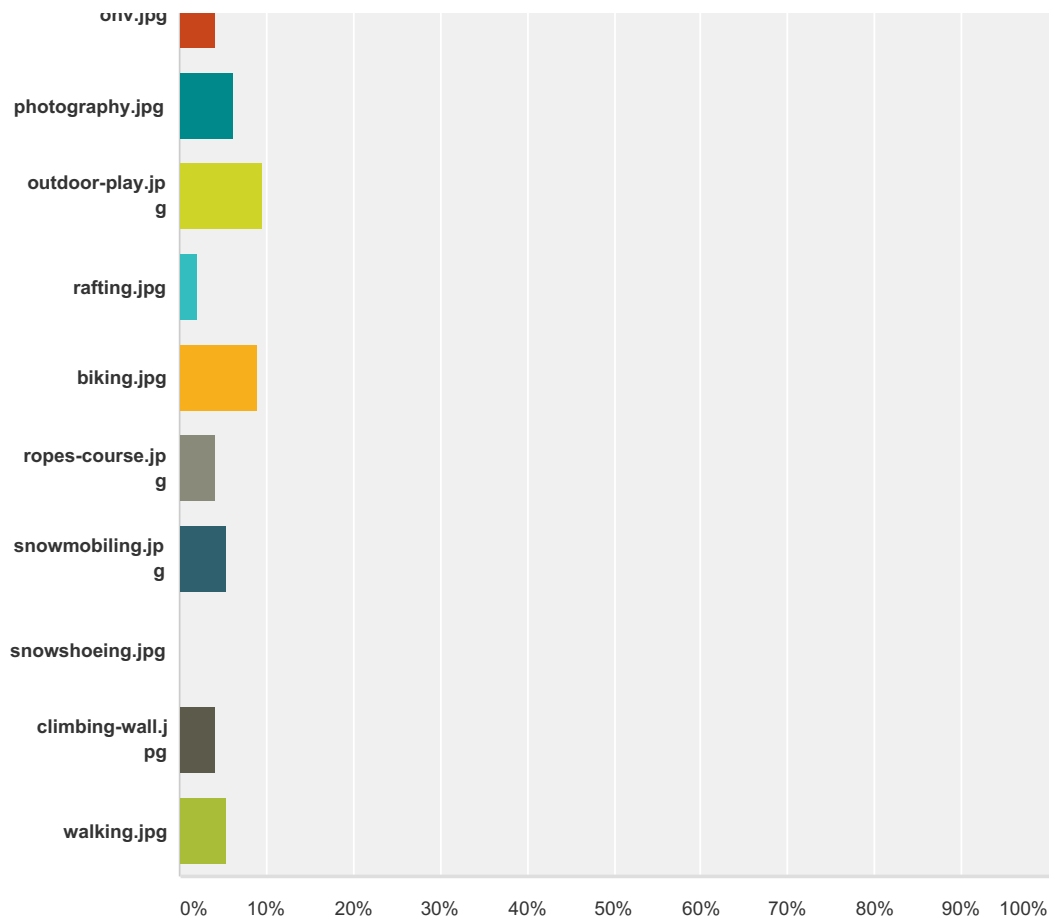
### Q37 Please choose your 3 most favorite activities from among the following:








Answered: 145 Skipped: 2






















## Nature Connection Survey







Answer Choices	Responses
	28.28% 41
	3.45% 5
	8.97% 13
	22.76% 33
	31.03% 45
	5.52% 8
	2.76% 4

# Nature Connection Survey

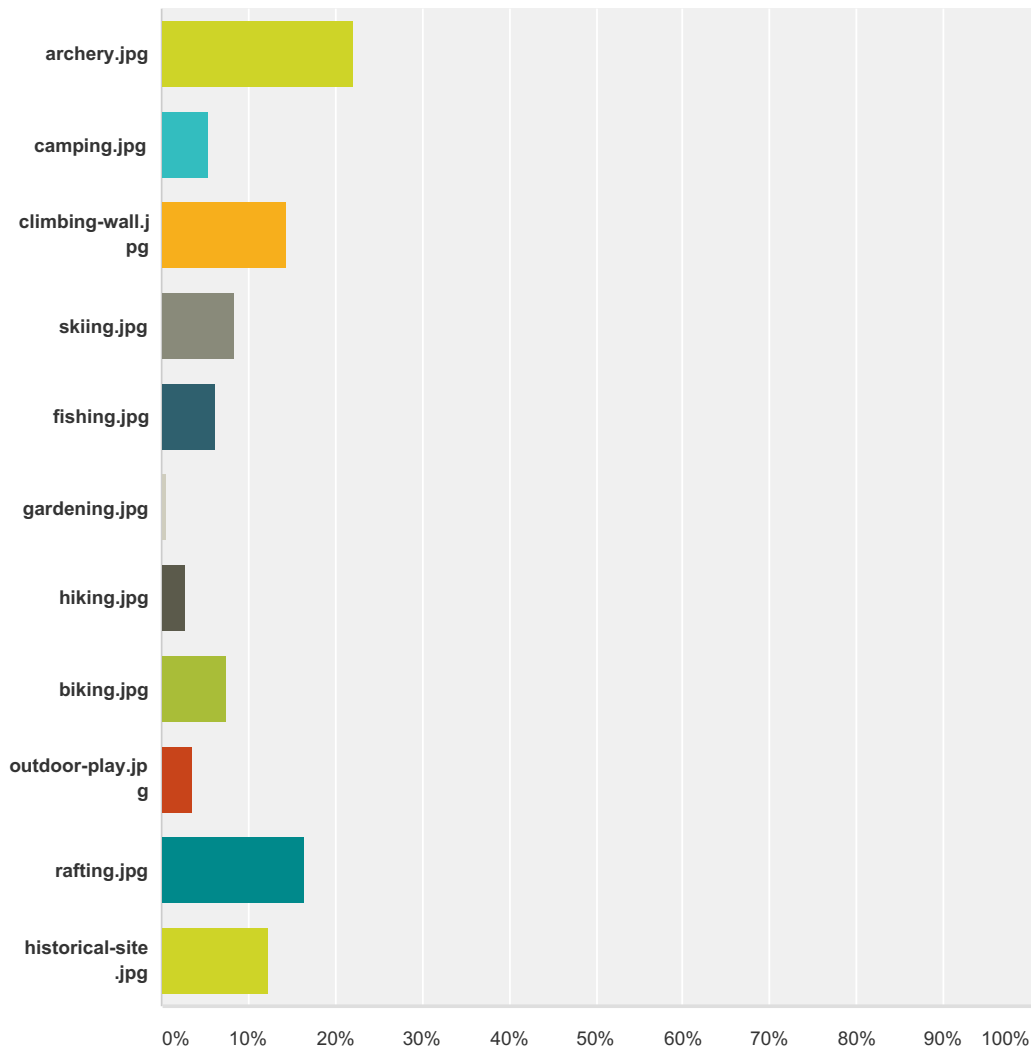
	11.72%	17
	11.72%	17
	32.41%	47
	15.17%	22
	10.34%	15
	31.03%	45
	1.38%	2
	22.76%	33
	7.59%	11
	0.00%	0
	2.76%	4
	4.14%	6
	6.21%	9
	9.66%	14
	2.07%	3
	8.97%	13
	4.14%	6





# Nature Connection Survey

	5.52%	8
	0.00%	0
	4.14%	6
	5.52%	8
<b>Total Respondents: 145</b>		








### Q38 Which new activity would you personally most like to try?

Answered: 145 Skipped: 2



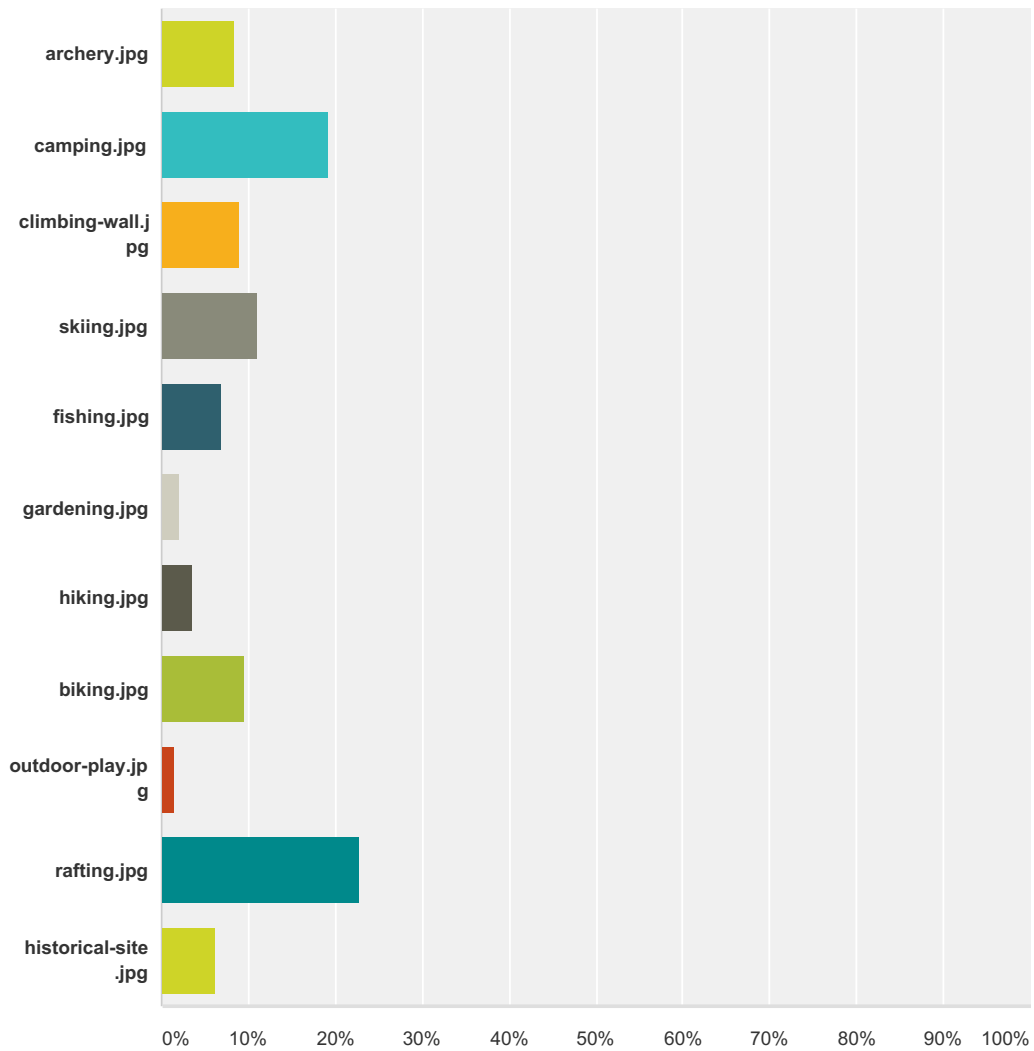
Answer Choices	Responses
	22.07% 32
	5.52% 8
	14.48% 21
	8.28% 12





## Nature Connection Survey

	6.21%	9
	0.69%	1
	2.76%	4
	7.59%	11
	3.45%	5
	16.55%	24
	12.41%	18
<b>Total</b>		<b>145</b>








### Q39 Which new activity would you like to try with your family?

Answered: 145 Skipped: 2



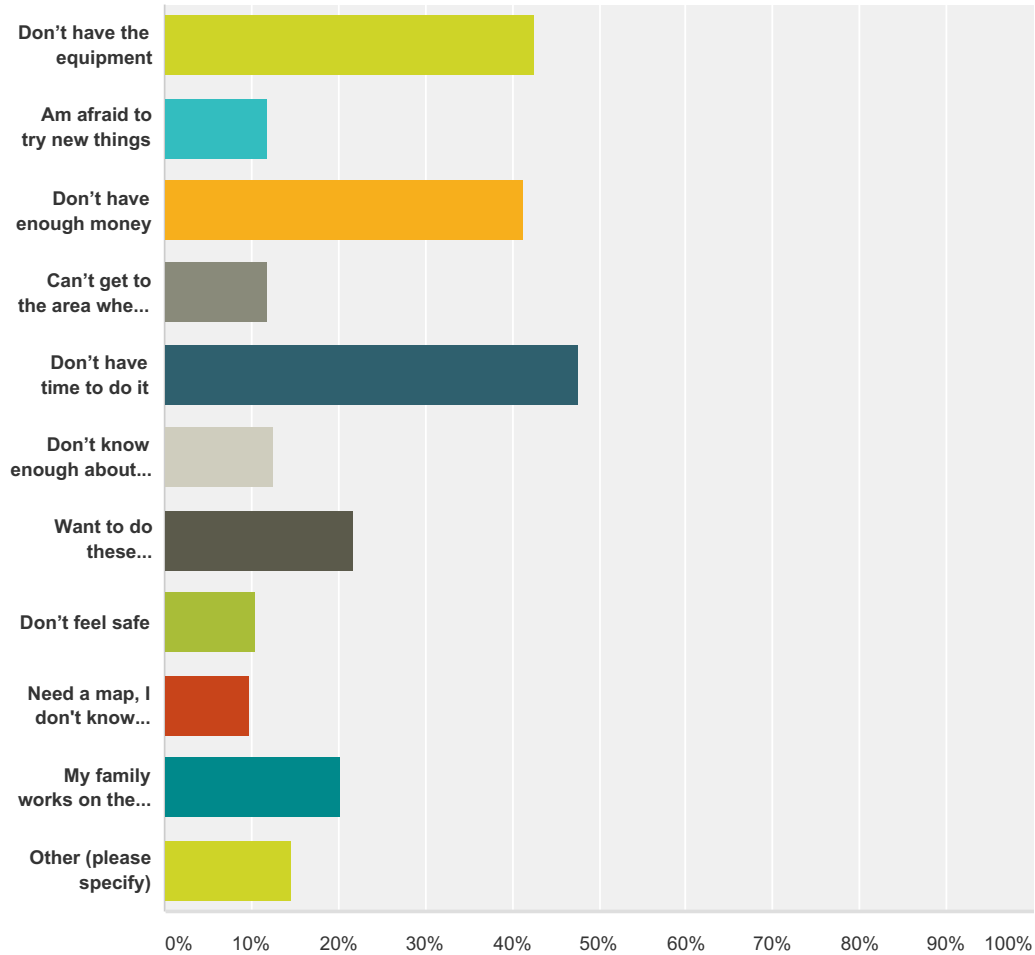
Answer Choices	Responses
	8.28% 12
	19.31% 28
	8.97% 13
	11.03% 16

## Nature Connection Survey

	<b>6.90%</b>	10
	<b>2.07%</b>	3
	<b>3.45%</b>	5
	<b>9.66%</b>	14
	<b>1.38%</b>	2
	<b>22.76%</b>	33
	<b>6.21%</b>	9
<b>Total</b>		<b>145</b>

**Q40 What obstacles keep you (and your family) from trying new activities outdoors?  
Please choose your top 3:**

Answered: 143 Skipped: 4



Answer Choices	Responses	Count
Don't have the equipment	42.66%	61
Am afraid to try new things	11.89%	17
Don't have enough money	41.26%	59
Can't get to the area where I can do the activity (transportation is a problem)	11.89%	17
Don't have time to do it	47.55%	68
Don't know enough about the activity	12.59%	18
Want to do these activities with my friends, not by myself	21.68%	31
Don't feel safe	10.49%	15
Need a map, I don't know where to go	9.79%	14
My family works on the weekends	20.28%	29

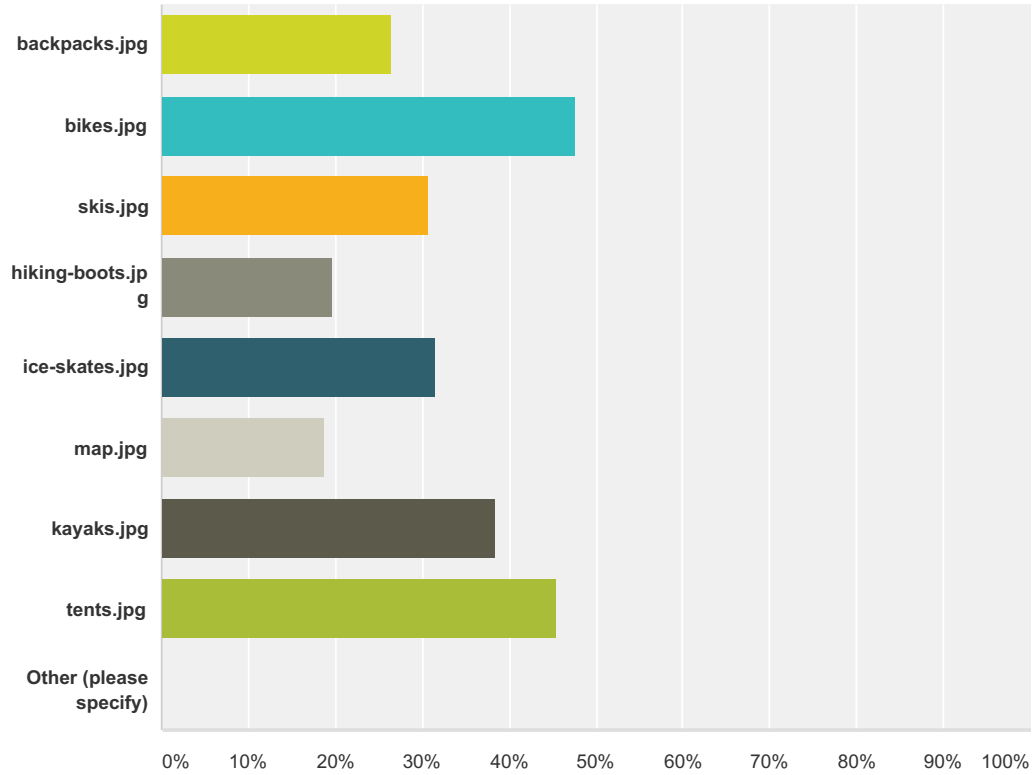








# Nature Connection Survey

Other (please specify)	14.69%	21
<b>Total Respondents: 143</b>		

**Q41 If this equipment were available to my family and friends, I would get outside more often... (please choose your top 3):**

Answered: 143 Skipped: 4



Answer Choices	Responses
	26.57% 38
	47.55% 68
	30.77% 44
	19.58% 28
	31.47% 45
	18.88% 27

# Nature Connection Survey

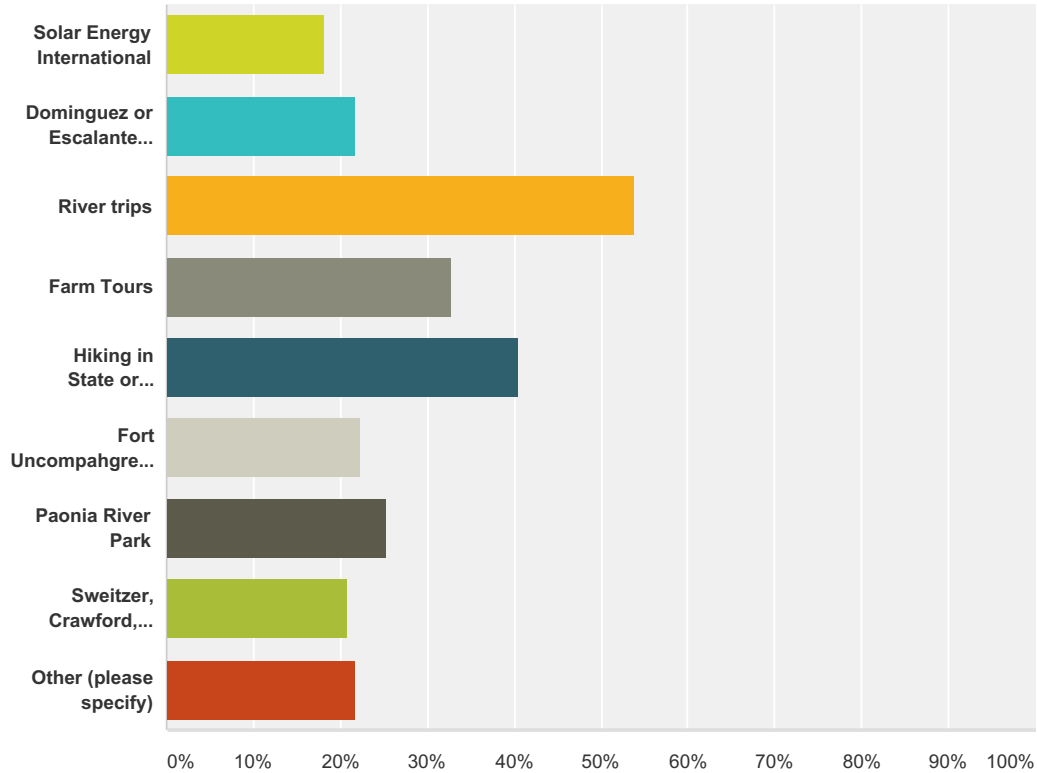
	38.46%	55
	45.45%	65
Other (please specify)	0.00%	0
<b>Total Respondents: 143</b>		

**Q42 Is there any other equipment not mentioned above that you would like access to?**

Answered: 36 Skipped: 111

**Q43 What school field trips would you like to participate in more often? (Please choose your top 3):**

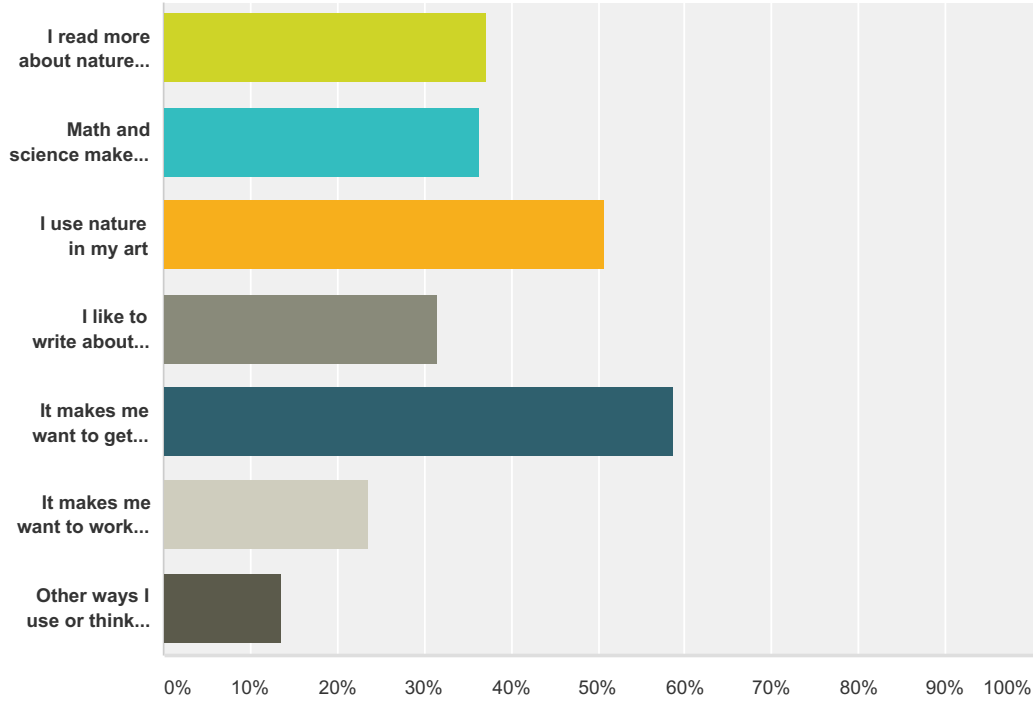
Answered: 143 Skipped: 4



Answer Choices	Responses
Solar Energy International	18.18% 26
Dominguez or Escalante Canyon	21.68% 31
River trips	53.85% 77
Farm Tours	32.87% 47
Hiking in State or National Public Lands (like Gunnison Gorge, Grand Mesa, Uncompahgre Plateau, or the West Elks)	40.56% 58
Fort Uncompahgre Living History Museum	22.38% 32
Paonia River Park	25.17% 36
Sweitzer, Crawford, Confluence, or other lake	20.98% 30
Other (please specify)	21.68% 31
<b>Total Respondents: 143</b>	

### Q44 How have your school field trips connected to your life? (Please choose your top 3):

Answered: 140 Skipped: 7



Answer Choices	Responses
I read more about nature at home or school	37.14% 52
Math and science make more sense when I see how to use them	36.43% 51
I use nature in my art	50.71% 71
I like to write about what I see, hear and experience outdoors	31.43% 44
It makes me want to get outdoors more	58.57% 82
It makes me want to work in an outdoor related field when I grow up	23.57% 33
Other ways I use or think about my school field trips:	13.57% 19
<b>Total Respondents: 140</b>	

**Q45 Thank you for taking the survey. If you have any other comments you would like to share please provide them here:**

Answered: 26 Skipped: 121