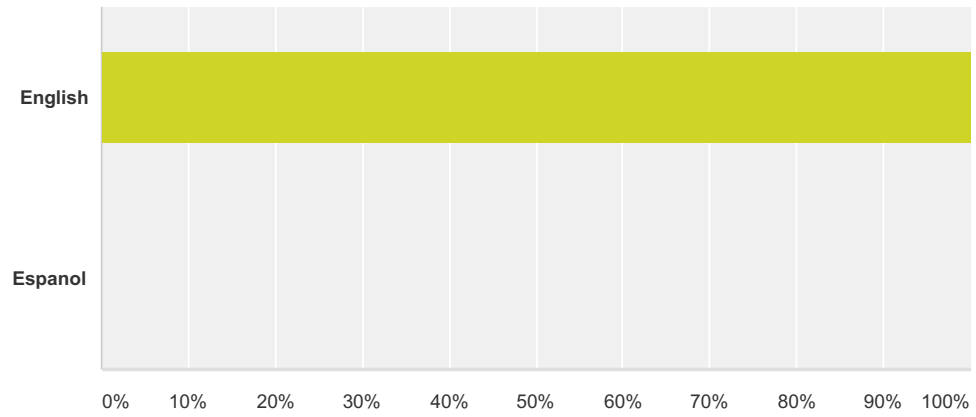


Q1 Choose your survey language:

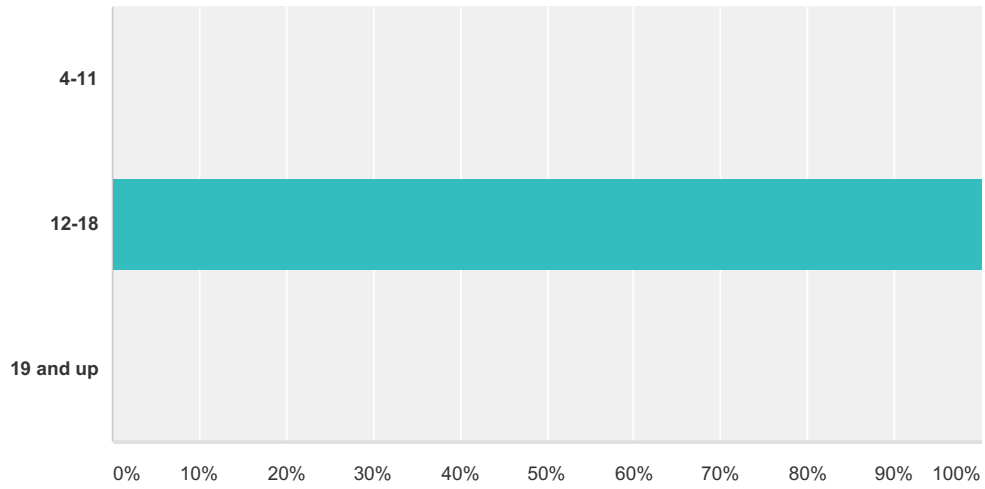
Answered: 18 Skipped: 0



Answer Choices	Responses
English	100.00% 18
Espanol	0.00% 0
Total	18

Q2 Please choose your age range:

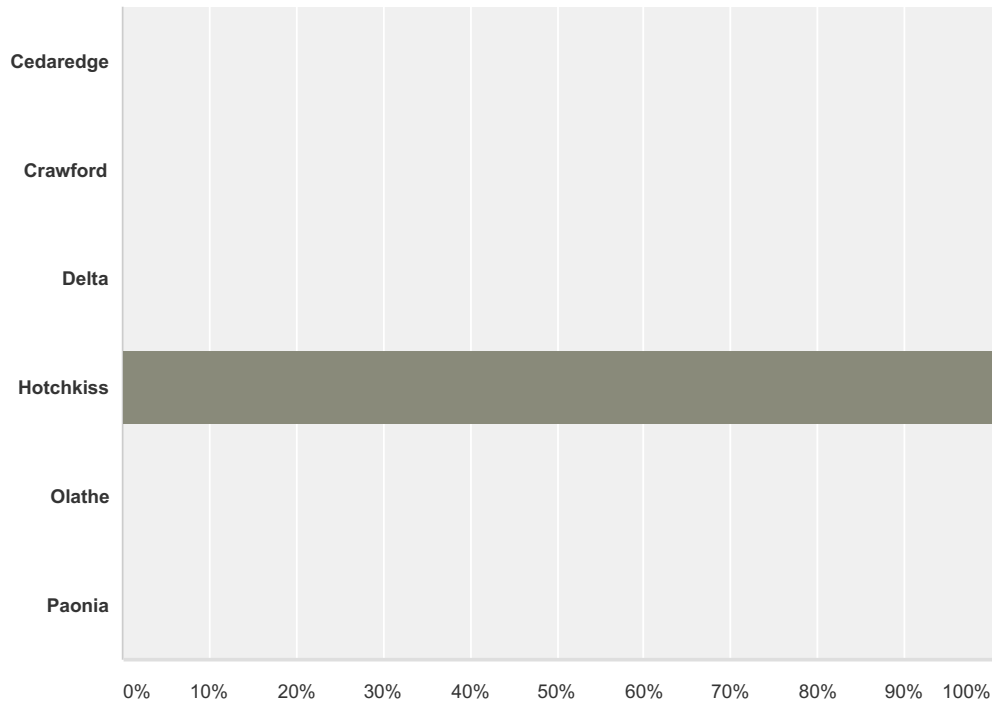
Answered: 18 Skipped: 0



Answer Choices	Responses
4-11	0.00% 0
12-18	100.00% 18
19 and up	0.00% 0
Total	18

Q31 Which town do you live closest to?

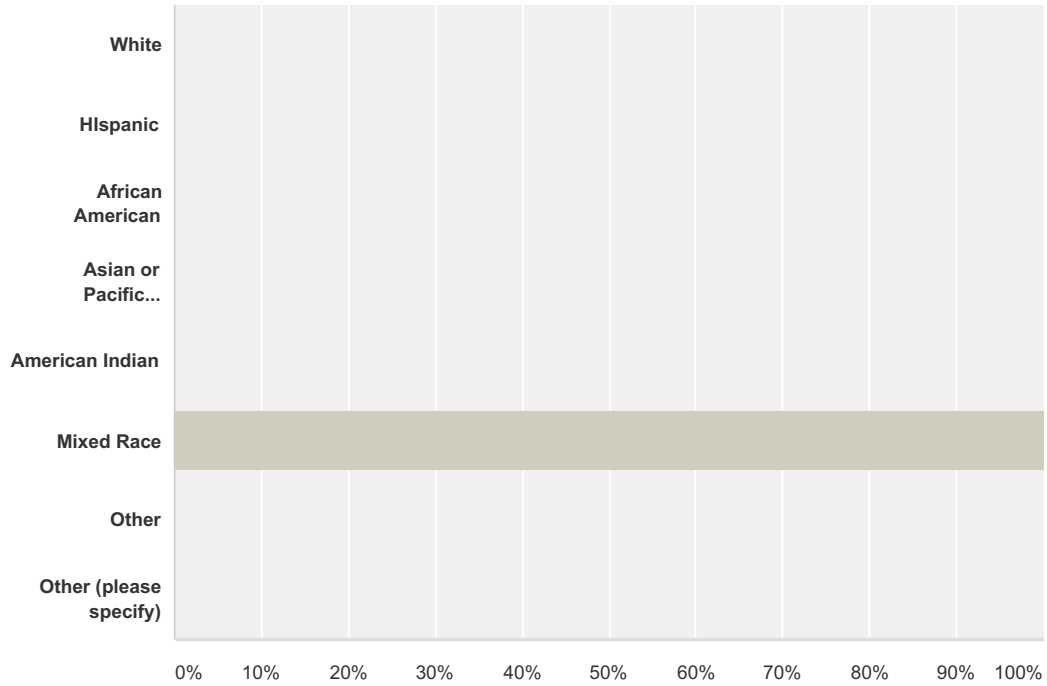
Answered: 18 Skipped: 0



Answer Choices	Responses
Cedaredge	0.00% 0
Crawford	0.00% 0
Delta	0.00% 0
Hotchkiss	100.00% 18
Olathe	0.00% 0
Paonia	0.00% 0
Total	18

Q32 What is your ethnicity?

Answered: 18 Skipped: 0

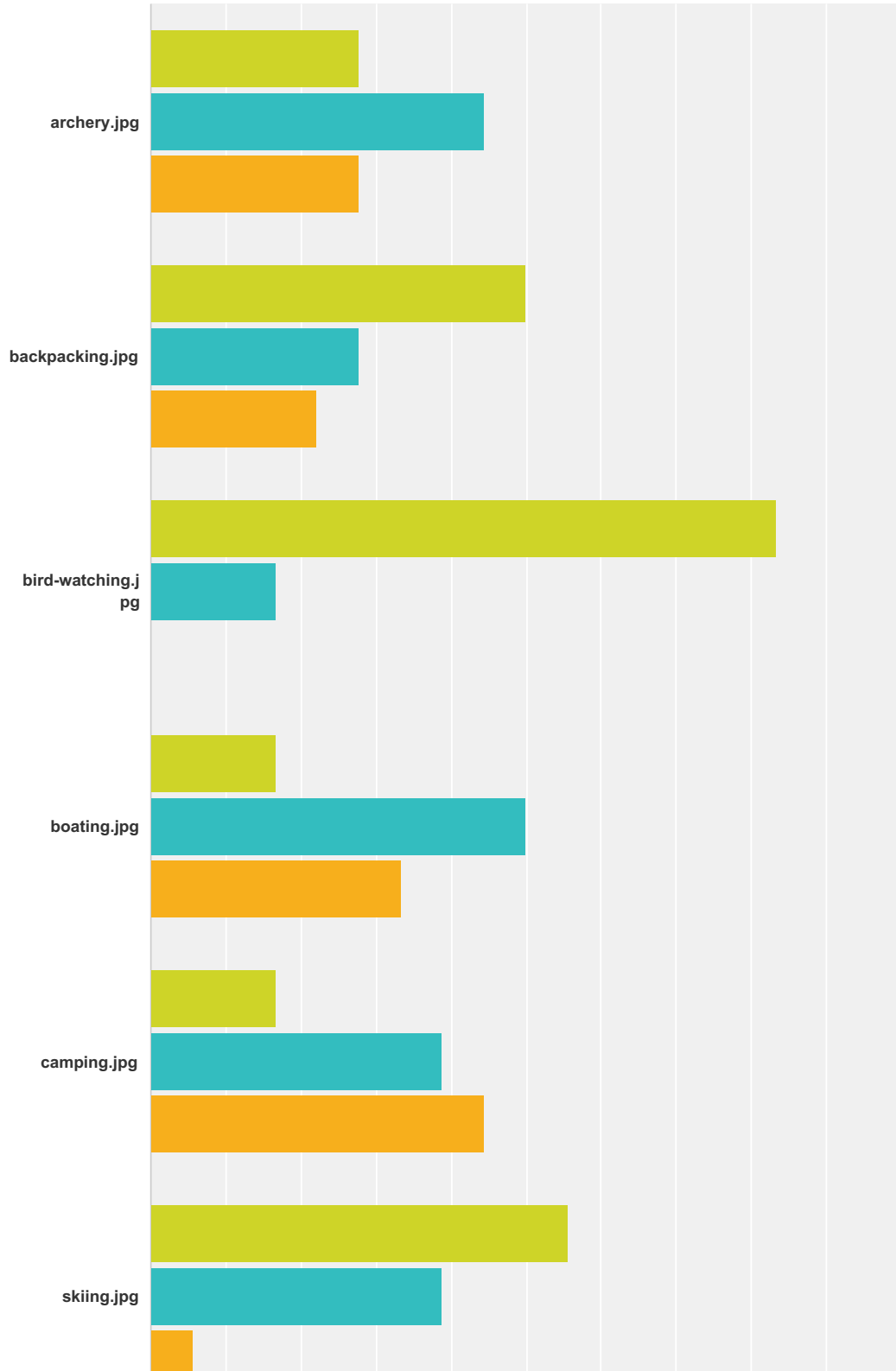


Answer Choices	Responses
White	0.00% 0
Hispanic	0.00% 0
African American	0.00% 0
Asian or Pacific Islander	0.00% 0
American Indian	0.00% 0
Mixed Race	100.00% 18
Other	0.00% 0
Other (please specify)	0.00% 0
Total	18

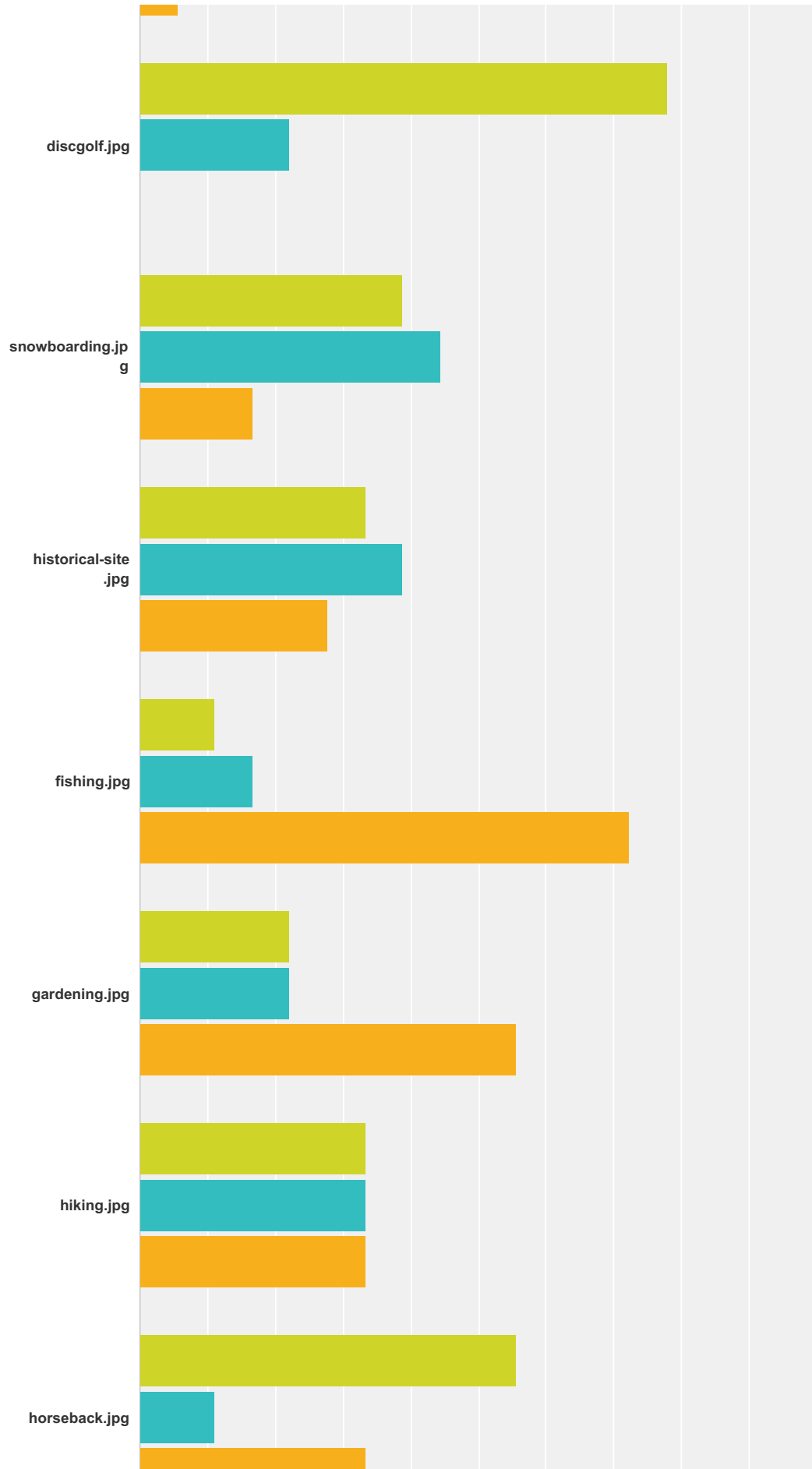
#	Other (please specify)	Date
	There are no responses.	

Q33 Below is a list of activities available to kids and families in Western Colorado. Please indicate your level of participation in that activity:

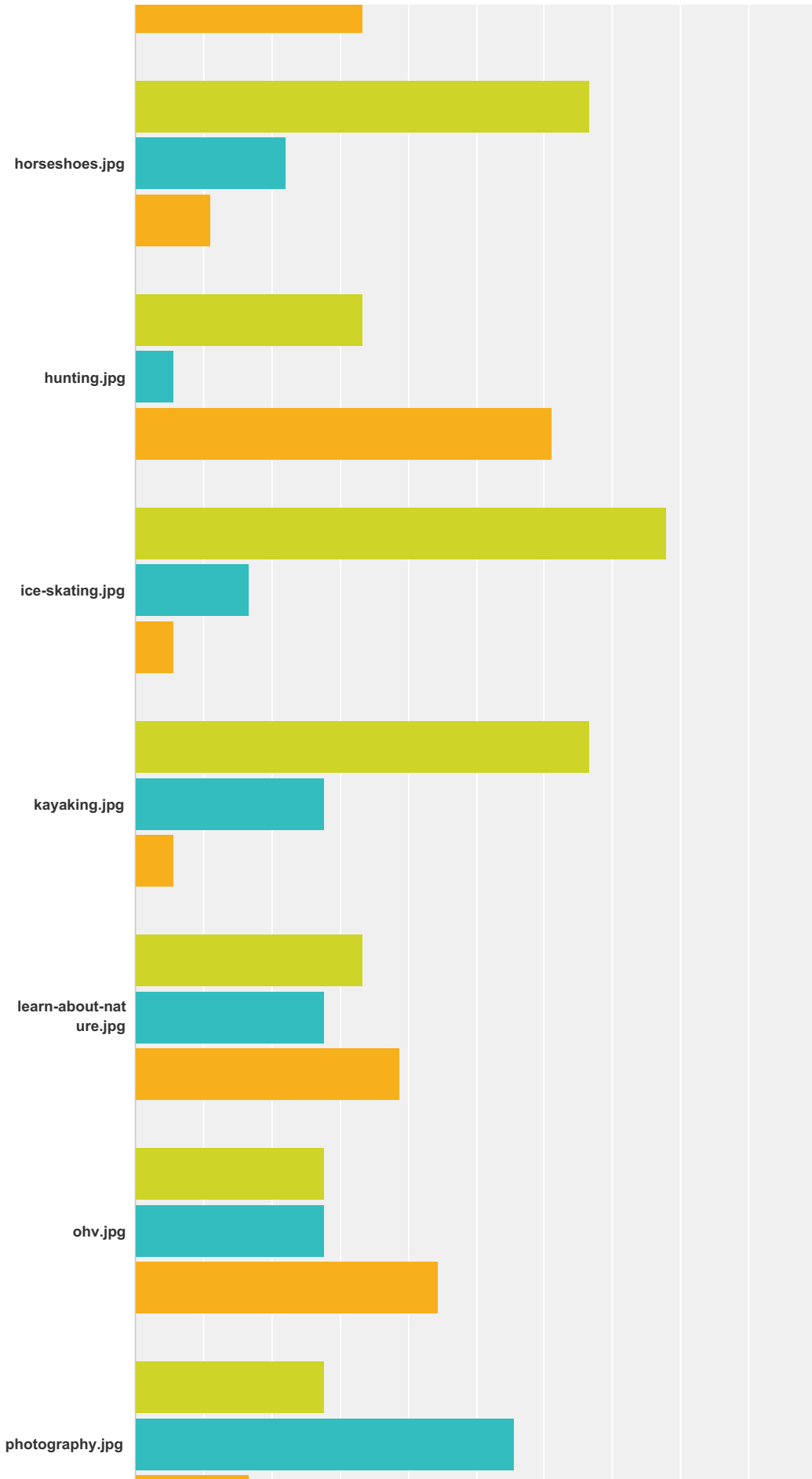
Answered: 18 Skipped: 0



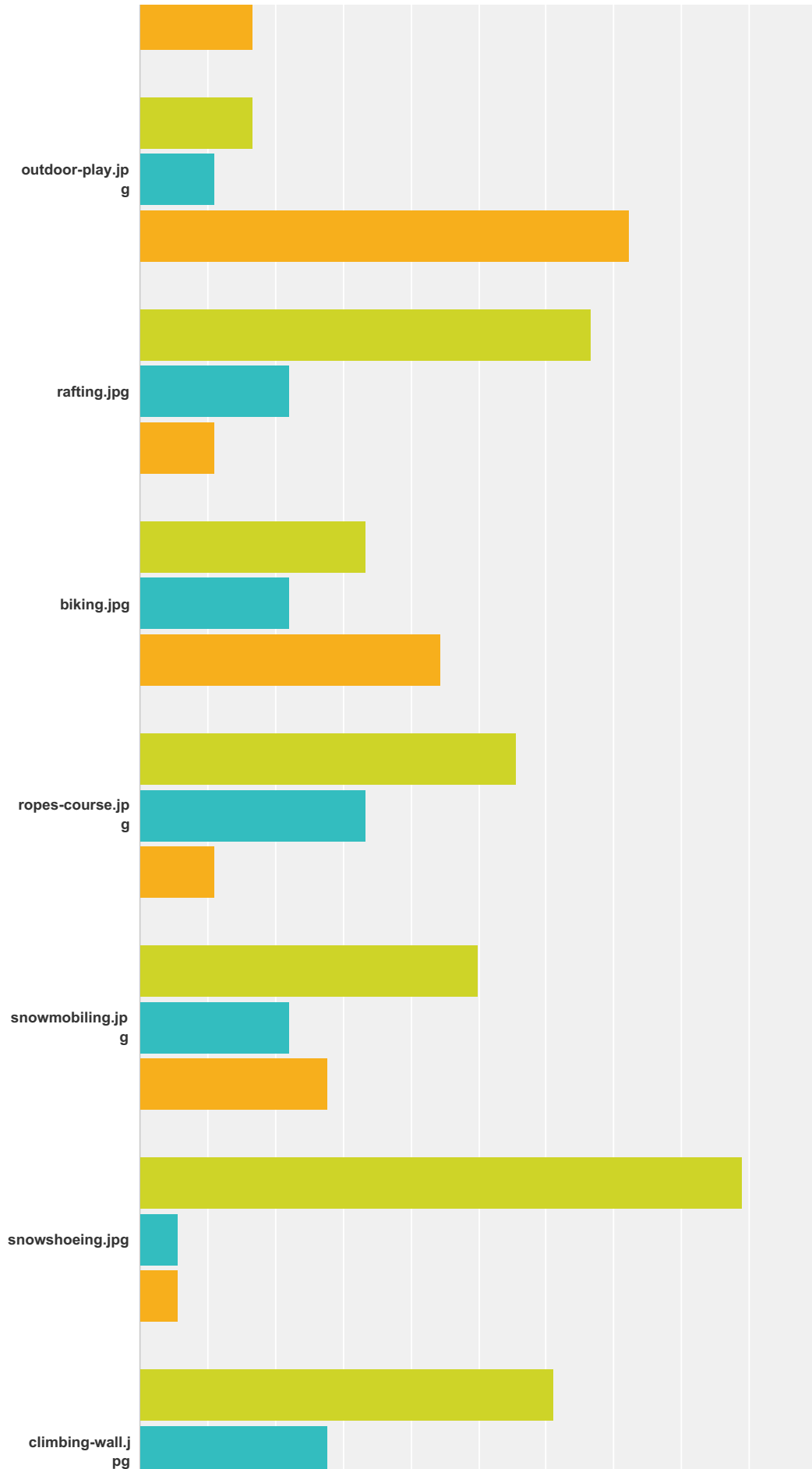
Nature Connection Survey



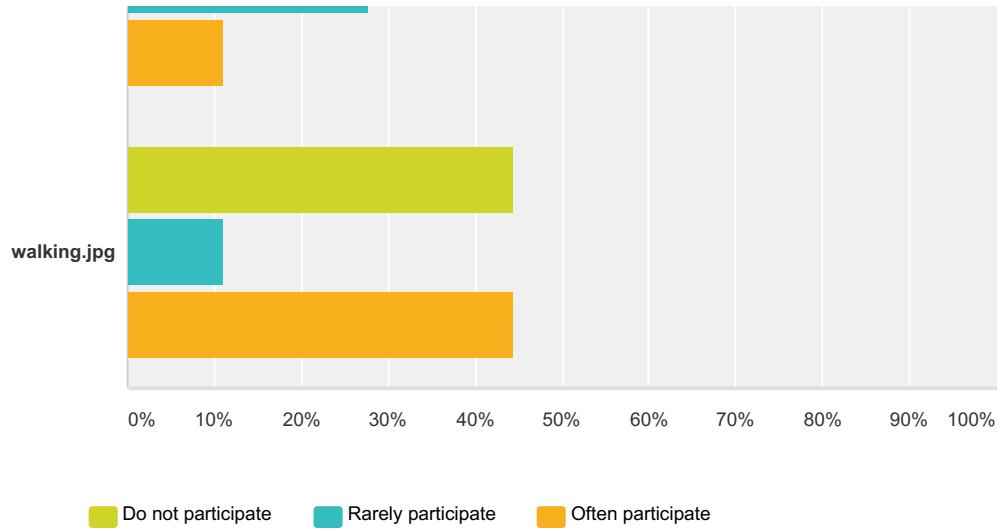
Nature Connection Survey











Nature Connection Survey















Nature Connection Survey











	Do not participate	Rarely participate	Often participate	Total
	27.78% 5	44.44% 8	27.78% 5	18
	50.00% 9	27.78% 5	22.22% 4	18
	83.33% 15	16.67% 3	0.00% 0	18
	16.67% 3	50.00% 9	33.33% 6	18
	16.67% 3	38.89% 7	44.44% 8	18
	55.56% 10	38.89% 7	5.56% 1	18
	77.78% 14	22.22% 4	0.00% 0	18
	38.89% 7	44.44% 8	16.67% 3	18

Nature Connection Survey

		33.33% 6	38.89% 7	27.78% 5	18
		11.11% 2	16.67% 3	72.22% 13	18
		22.22% 4	22.22% 4	55.56% 10	18
		33.33% 6	33.33% 6	33.33% 6	18
		55.56% 10	11.11% 2	33.33% 6	18
		66.67% 12	22.22% 4	11.11% 2	18
		33.33% 6	5.56% 1	61.11% 11	18
		77.78% 14	16.67% 3	5.56% 1	18
		66.67% 12	27.78% 5	5.56% 1	18
		33.33% 6	27.78% 5	38.89% 7	18
		27.78% 5	27.78% 5	44.44% 8	18
		27.78% 5	55.56% 10	16.67% 3	18

Nature Connection Survey

	16.67% 3	11.11% 2	72.22% 13	18
	66.67% 12	22.22% 4	11.11% 2	18
	33.33% 6	22.22% 4	44.44% 8	18
	55.56% 10	33.33% 6	11.11% 2	18
	50.00% 9	22.22% 4	27.78% 5	18
	88.89% 16	5.56% 1	5.56% 1	18
	61.11% 11	27.78% 5	11.11% 2	18
	44.44% 8	11.11% 2	44.44% 8	18

Nature Connection Survey

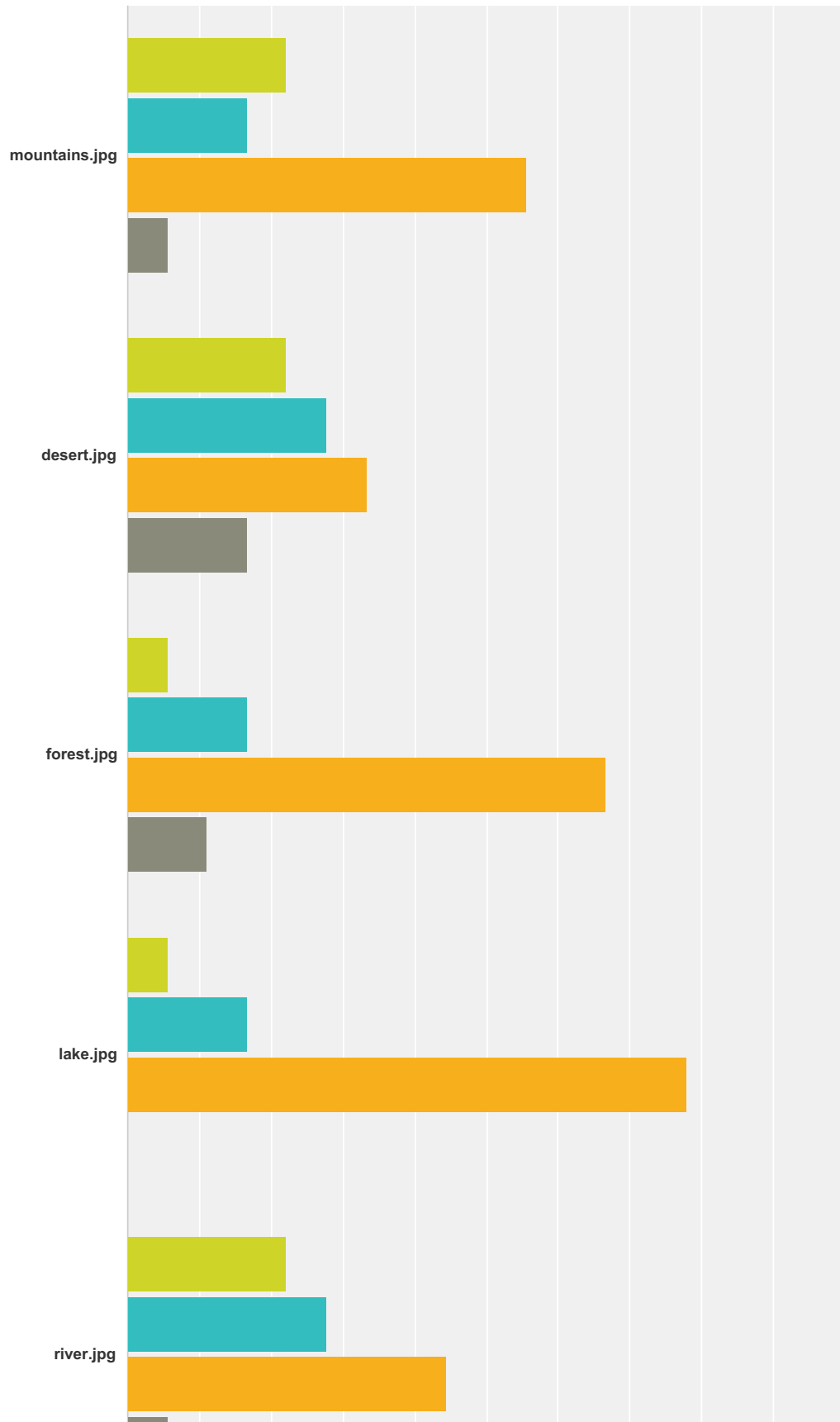
Q34 Are there any outdoor activities not listed above that you presently participate in?

Answered: 9 Skipped: 9

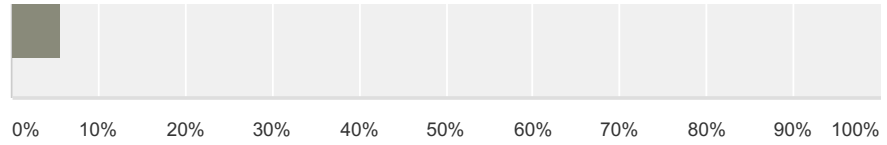
#	Responses	Date
1	Wood cutting Fort building/wood	3/4/2016 8:15 AM
2	I ride bmx and play lacrosse	3/2/2016 8:22 AM
3	Building forts and playing with aimals	3/2/2016 8:19 AM
4	air soft	3/2/2016 8:16 AM
5	Sports	3/1/2016 8:29 AM
6	Soccer baseball	2/25/2016 11:13 AM
7	Ride Four wheelers Ride dirt bikes	2/24/2016 2:10 PM
8	No	2/24/2016 1:06 PM
9	Football, Baseball, Field Hockey, Ultimate Frisbee, Tanning, Outdoor swimming, Fun runs, mural painting, drag racing, four wheeling dirt biking	2/8/2016 3:10 PM

Q35 How often have you done an activity in:






Answered: 18 Skipped: 0



Nature Connection Survey

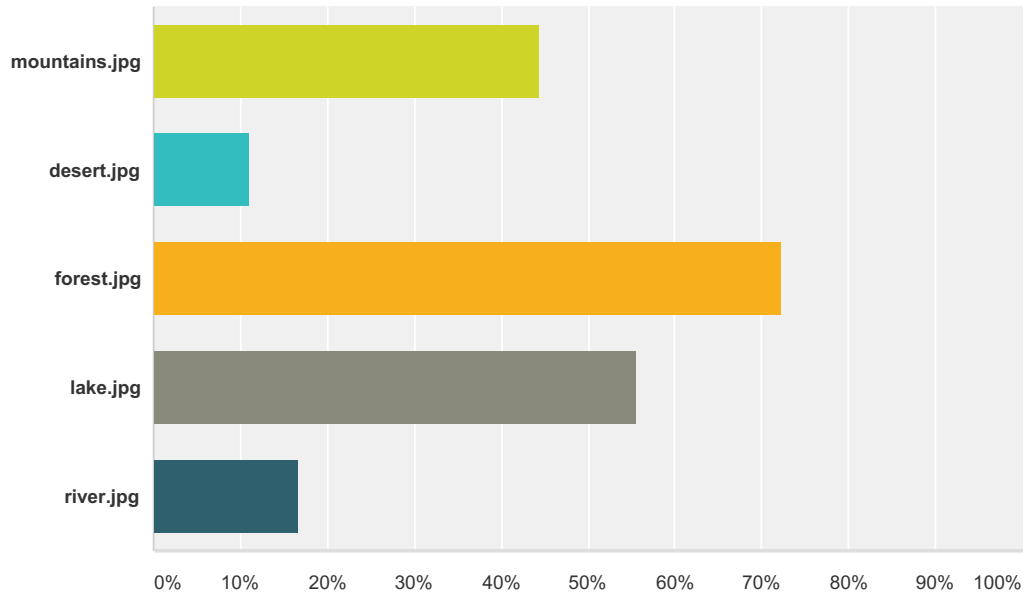







■ Never
 ■ Rarely
 ■ Often
 ■ Only on a school trip

	Never	Rarely	Often	Only on a school trip	Total
	22.22% 4	16.67% 3	55.56% 10	5.56% 1	18
	22.22% 4	27.78% 5	33.33% 6	16.67% 3	18
	5.56% 1	16.67% 3	66.67% 12	11.11% 2	18
	5.56% 1	16.67% 3	77.78% 14	0.00% 0	18
	22.22% 4	27.78% 5	44.44% 8	5.56% 1	18

**Q36 I would like to do more activities in...?
(please select your top 2 choices)**

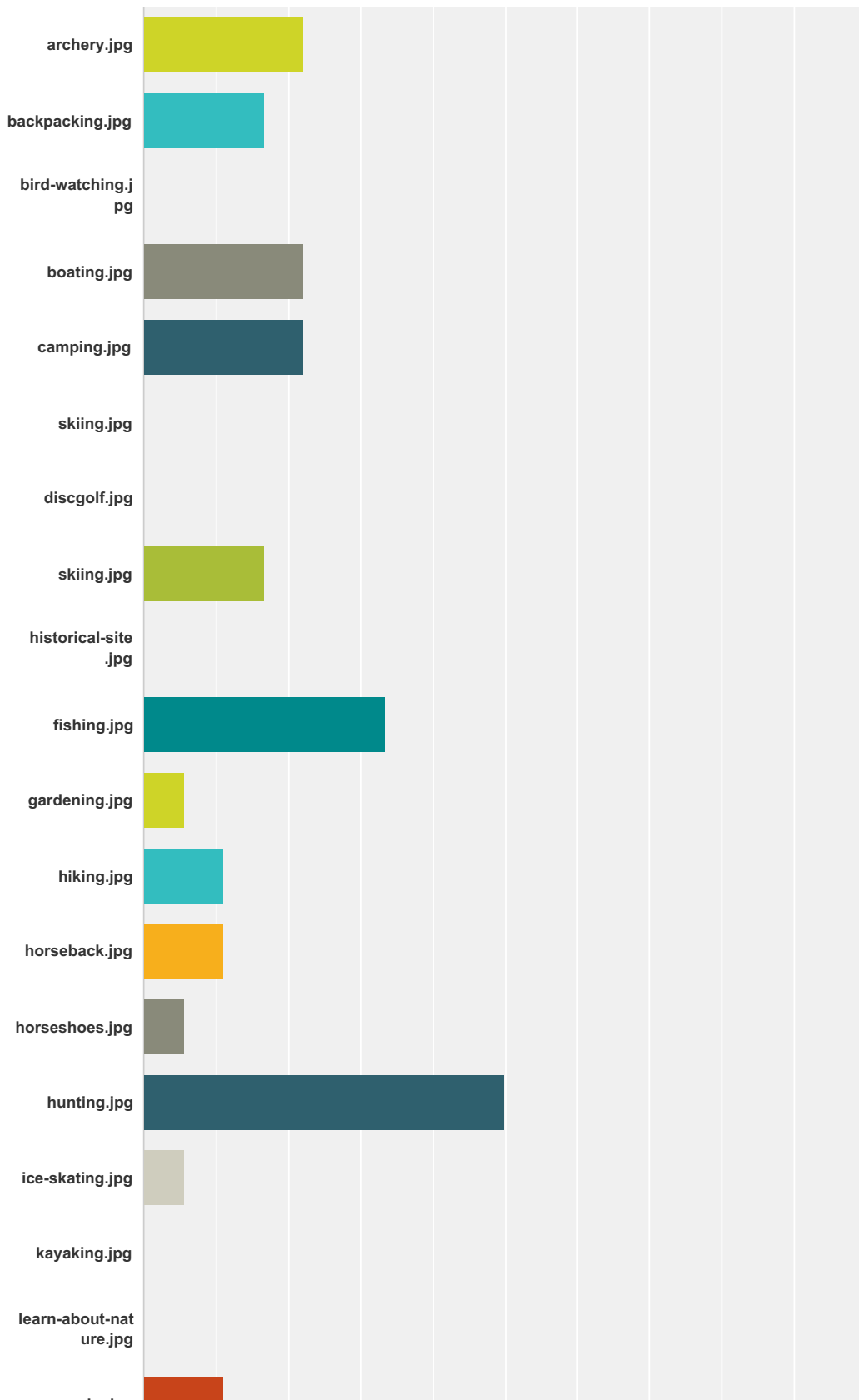
Answered: 18 Skipped: 0



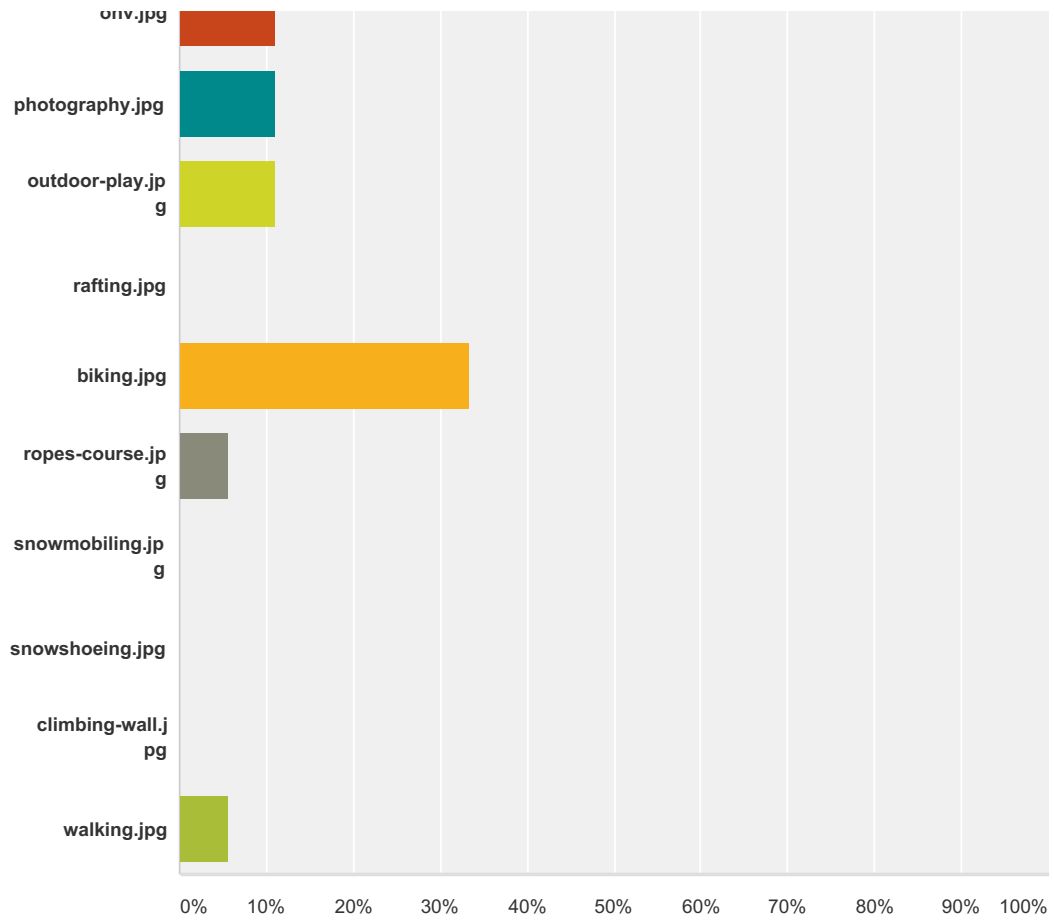
Answer Choices	Responses
	44.44% 8
	11.11% 2
	72.22% 13
	55.56% 10
	16.67% 3
Total Respondents: 18	








Q37 Please choose your 3 most favorite activities from among the following:

Answered: 18 Skipped: 0




















Nature Connection Survey




Answer Choices	Responses	
	22.22%	4
	16.67%	3
	0.00%	0
	22.22%	4
	22.22%	4
	0.00%	0
	0.00%	0

Nature Connection Survey

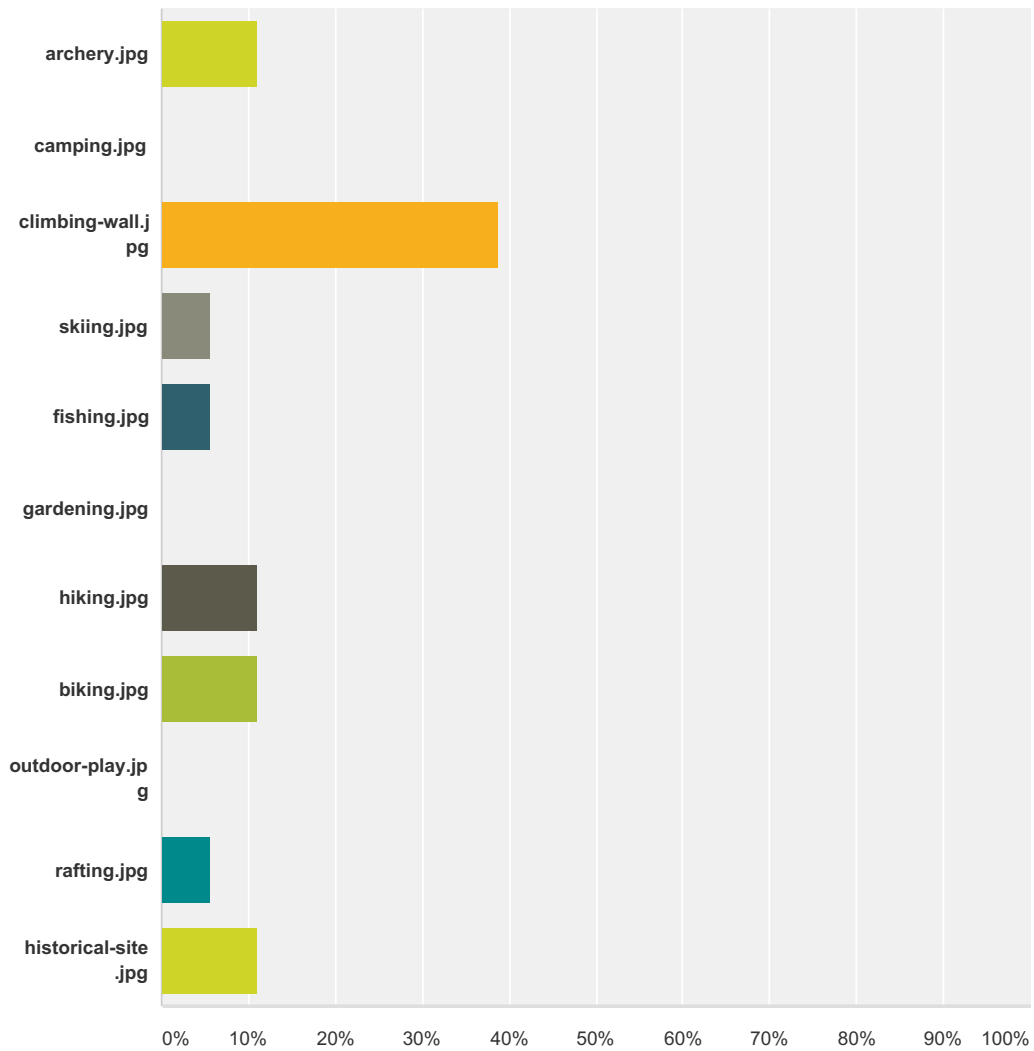
	16.67%	3
	0.00%	0
	33.33%	6
	5.56%	1
	11.11%	2
	11.11%	2
	5.56%	1
	50.00%	9
	5.56%	1
	0.00%	0
	0.00%	0
	11.11%	2
	11.11%	2
	11.11%	2
	0.00%	0
	33.33%	6
	5.56%	1





Nature Connection Survey

	0.00%	0
	0.00%	0
	0.00%	0
	5.56%	1
Total Respondents: 18		








Q38 Which new activity would you personally most like to try?

Answered: 18 Skipped: 0



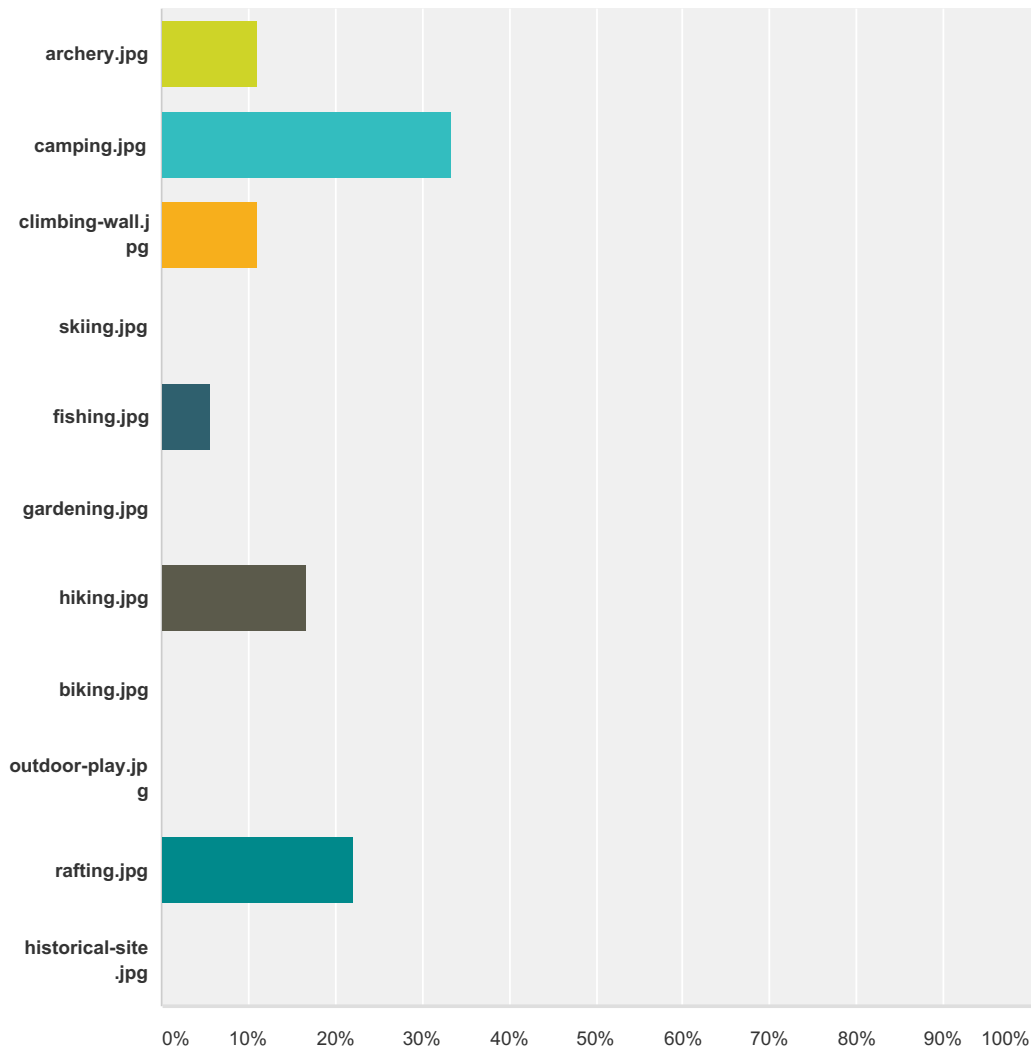
Answer Choices	Responses
	11.11% 2
	0.00% 0
	38.89% 7
	5.56% 1





Nature Connection Survey

	5.56%	1
	0.00%	0
	11.11%	2
	11.11%	2
	0.00%	0
	5.56%	1
	11.11%	2
Total		18








Q39 Which new activity would you like to try with your family?

Answered: 18 Skipped: 0



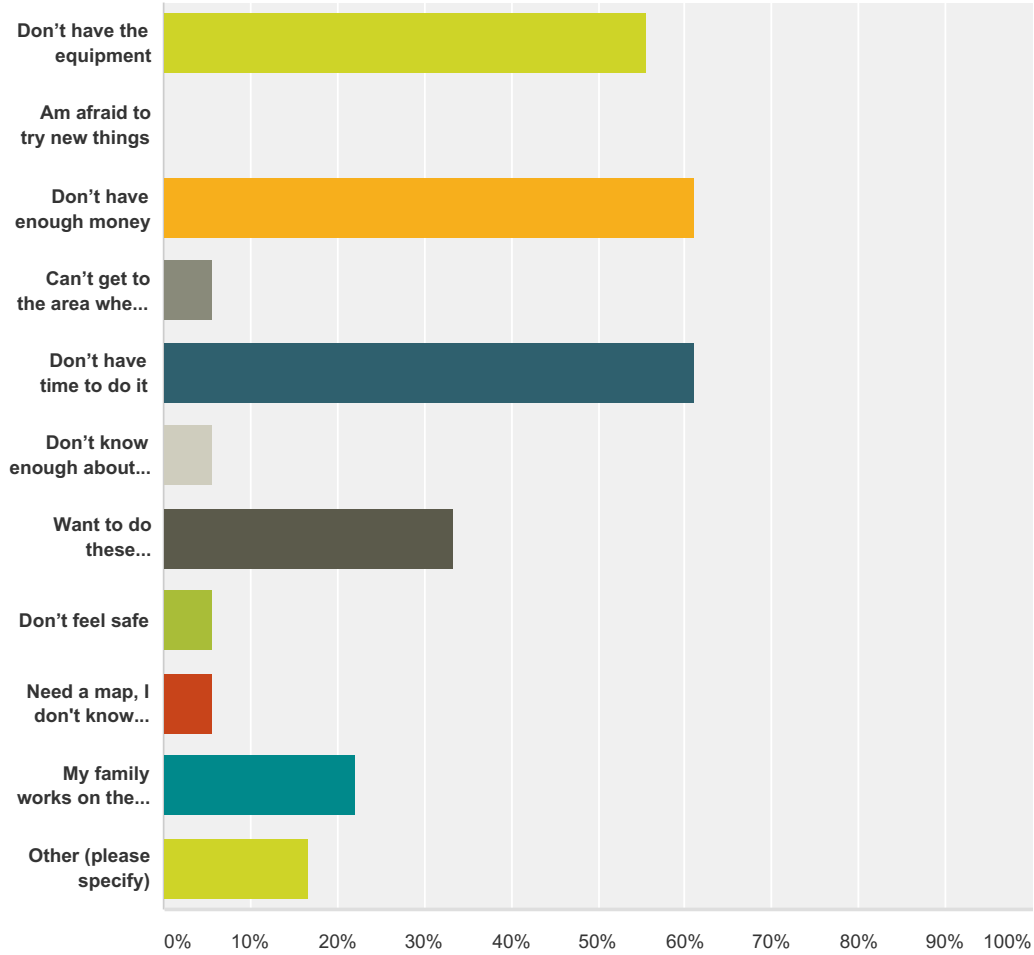
Answer Choices	Responses
	11.11% 2
	33.33% 6
	11.11% 2
	0.00% 0

Nature Connection Survey

	5.56%	1
	0.00%	0
	16.67%	3
	0.00%	0
	0.00%	0
	22.22%	4
	0.00%	0
Total		18

**Q40 What obstacles keep you (and your family) from trying new activities outdoors?
Please choose your top 3:**

Answered: 18 Skipped: 0



Answer Choices	Responses
Don't have the equipment	55.56% 10
Am afraid to try new things	0.00% 0
Don't have enough money	61.11% 11
Can't get to the area where I can do the activity (transportation is a problem)	5.56% 1
Don't have time to do it	61.11% 11
Don't know enough about the activity	5.56% 1
Want to do these activities with my friends, not by myself	33.33% 6
Don't feel safe	5.56% 1
Need a map, I don't know where to go	5.56% 1
My family works on the weekends	22.22% 4

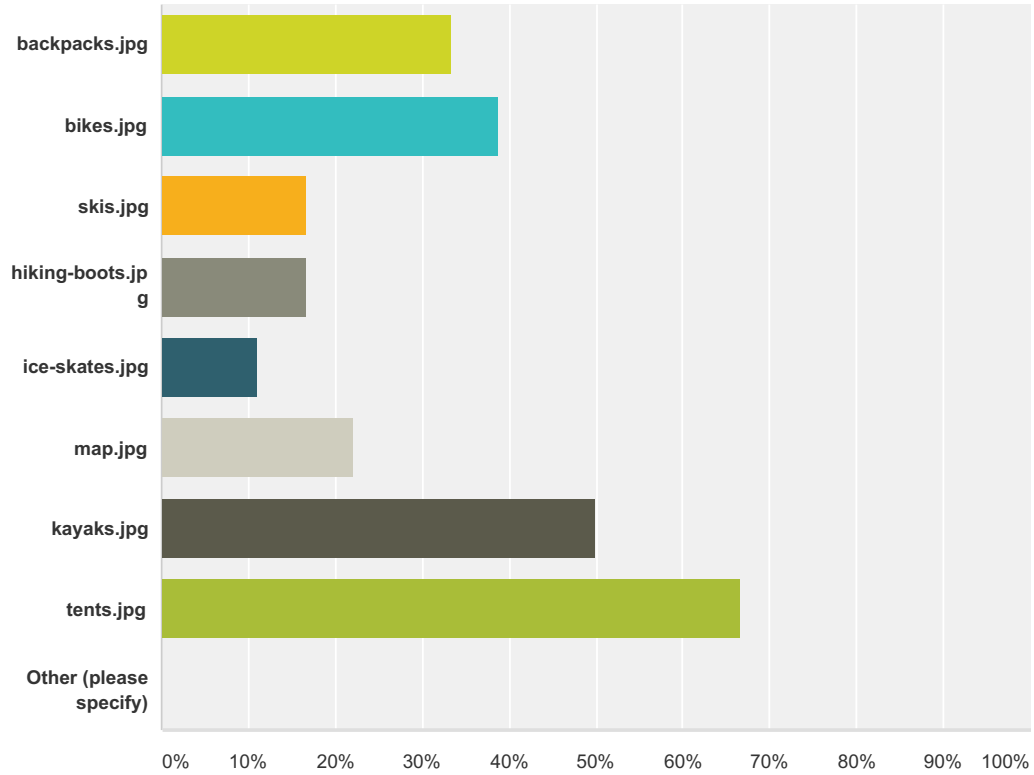
Nature Connection Survey


Other (please specify)	16.67%	3
Total Respondents: 18		

#	Other (please specify)	Date
1	The. Age of my sisster	3/4/2016 8:19 AM
2	My family is always staying home and doing nothing and I get bored and just go to my cousins across from me.	2/25/2016 11:18 AM
3	Parents are old and sick	2/24/2016 2:12 PM

Q41 If this equipment were available to my family and friends, I would get outside more often... (please choose your top 3):

Answered: 18 Skipped: 0



Answer Choices	Responses
	33.33% 6
	38.89% 7
	16.67% 3
	16.67% 3
	11.11% 2
	22.22% 4

Nature Connection Survey

	50.00%	9
	66.67%	12
Other (please specify)	0.00%	0
Total Respondents: 18		

#	Other (please specify)	Date
	There are no responses.	

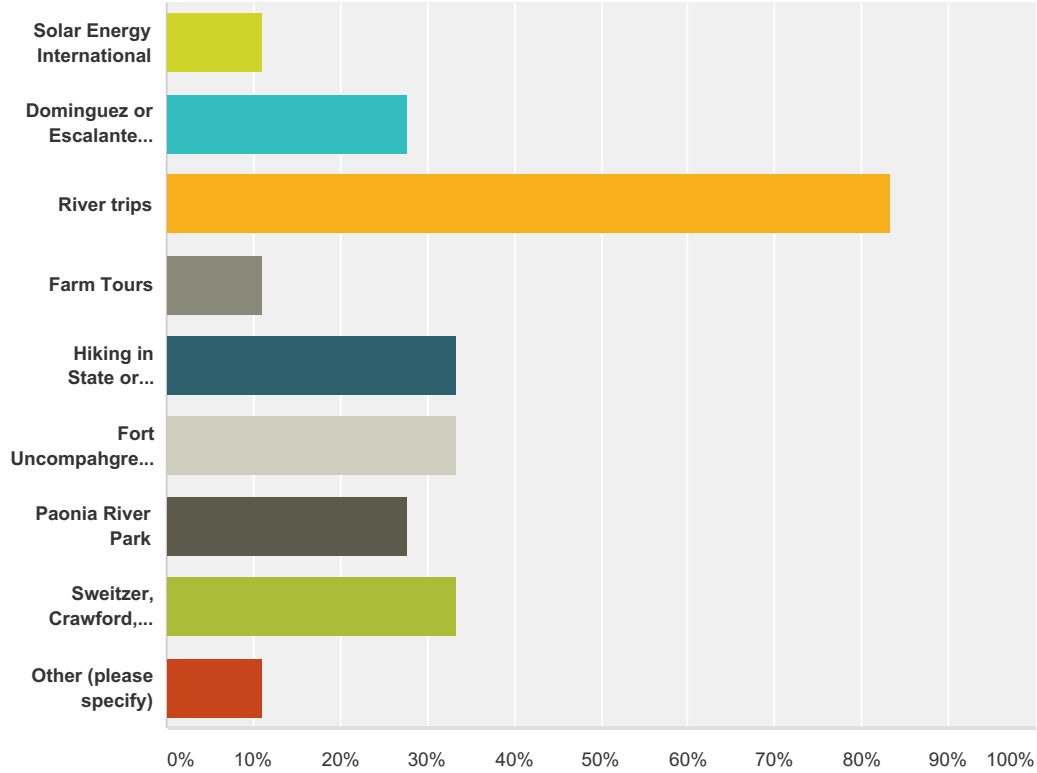
Q42 Is there any other equipment not mentioned above that you would like access to?

Answered: 4 Skipped: 14

#	Responses	Date
1	a better tent would be cool	3/3/2016 11:38 AM
2	Bow and arrows	3/2/2016 8:24 AM
3	Downhill skiing or snowboarding	3/1/2016 8:33 AM
4	condoms	2/8/2016 3:15 PM

Q43 What school field trips would you like to participate in more often? (Please choose your top 3):

Answered: 18 Skipped: 0

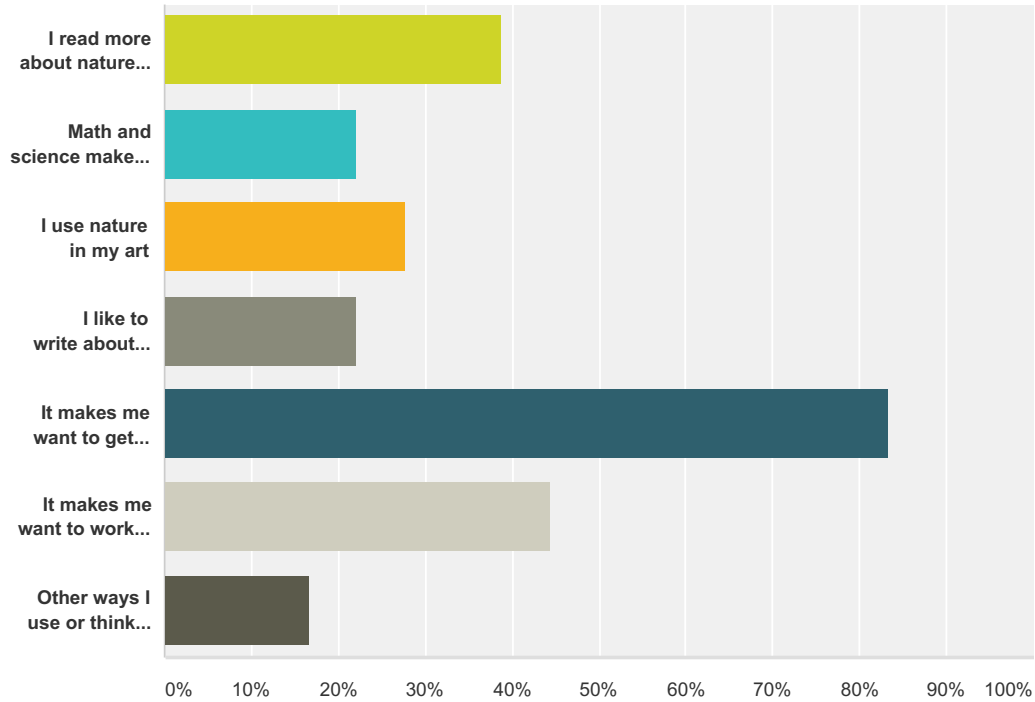


Answer Choices	Responses
Solar Energy International	11.11% 2
Dominguez or Escalante Canyon	27.78% 5
River trips	83.33% 15
Farm Tours	11.11% 2
Hiking in State or National Public Lands (like Gunnison Gorge, Grand Mesa, Uncompahgre Plateau, or the West Elks)	33.33% 6
Fort Uncompahgre Living History Museum	33.33% 6
Paonia River Park	27.78% 5
Sweitzer, Crawford, Confluence, or other lake	33.33% 6
Other (please specify)	11.11% 2
Total Respondents: 18	

#	Other (please specify)	Date
1	Fishing in grand mesa	2/25/2016 11:19 AM
2	Afghansistan	2/8/2016 3:16 PM

Q44 How have your school field trips connected to your life? (Please choose your top 3):

Answered: 18 Skipped: 0



Answer Choices	Responses
I read more about nature at home or school	38.89% 7
Math and science make more sense when I see how to use them	22.22% 4
I use nature in my art	27.78% 5
I like to write about what I see, hear and experience outdoors	22.22% 4
It makes me want to get outdoors more	83.33% 15
It makes me want to work in an outdoor related field when I grow up	44.44% 8
Other ways I use or think about my school field trips:	16.67% 3
Total Respondents: 18	

#	Other ways I use or think about my school field trips:	Date
1	Field trips make me want to return to the place.	3/2/2016 8:26 AM
2	Gives me good air soft ideas	3/2/2016 8:21 AM
3	they have taught me how boring those peoples jobs are and that i get to miss school	2/8/2016 3:17 PM

Q45 Thank you for taking the survey. If you have any other comments you would like to share please provide them here:

Answered: 4 Skipped: 14

#	Responses	Date
1	You should add tubing, sliding, and air soft .	3/2/2016 8:28 AM
2	Please put air soft on the list	3/2/2016 8:21 AM
3	No	3/1/2016 8:35 AM
4	We should have less school	2/8/2016 3:17 PM