

### Q1 Choose your survey language:

Answered: 30 Skipped: 0



Answer Choices	Responses
English	100.00% 30
Espanol	0.00% 0
<b>Total</b>	<b>30</b>

## Q2 Please choose your age range:

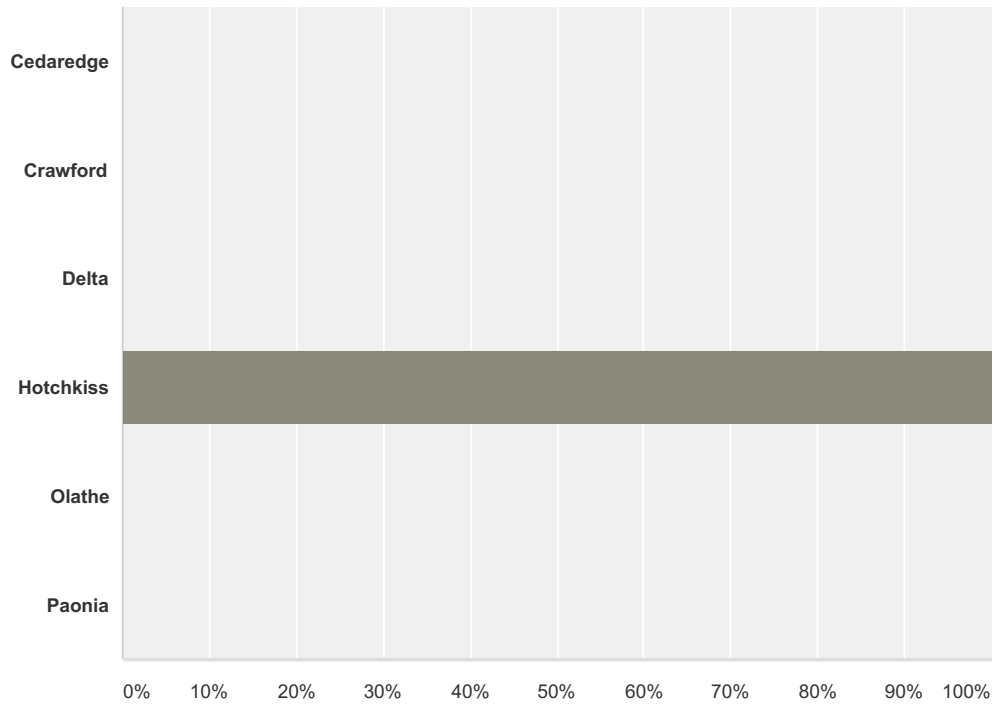
Answered: 30 Skipped: 0



Answer Choices	Responses
4-11	0.00% 0
12-18	100.00% 30
19 and up	0.00% 0
<b>Total</b>	<b>30</b>

### Q31 Which town do you live closest to?

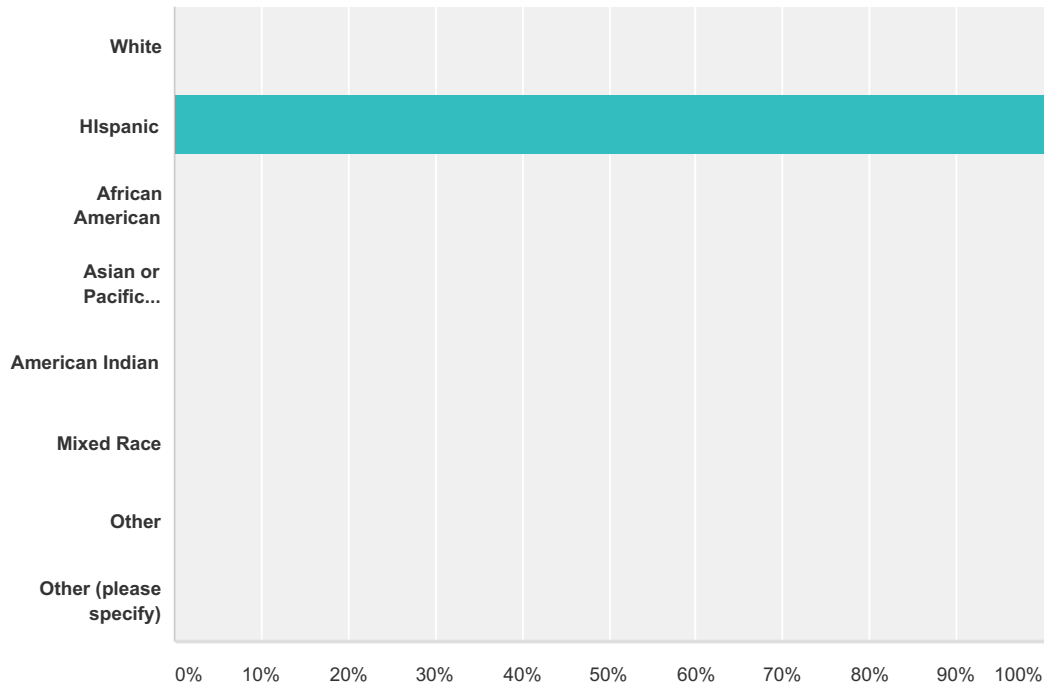
Answered: 30 Skipped: 0



Answer Choices	Responses
Cedaredge	0.00% 0
Crawford	0.00% 0
Delta	0.00% 0
Hotchkiss	100.00% 30
Olathe	0.00% 0
Paonia	0.00% 0
<b>Total</b>	<b>30</b>

### Q32 What is your ethnicity?

Answered: 30 Skipped: 0

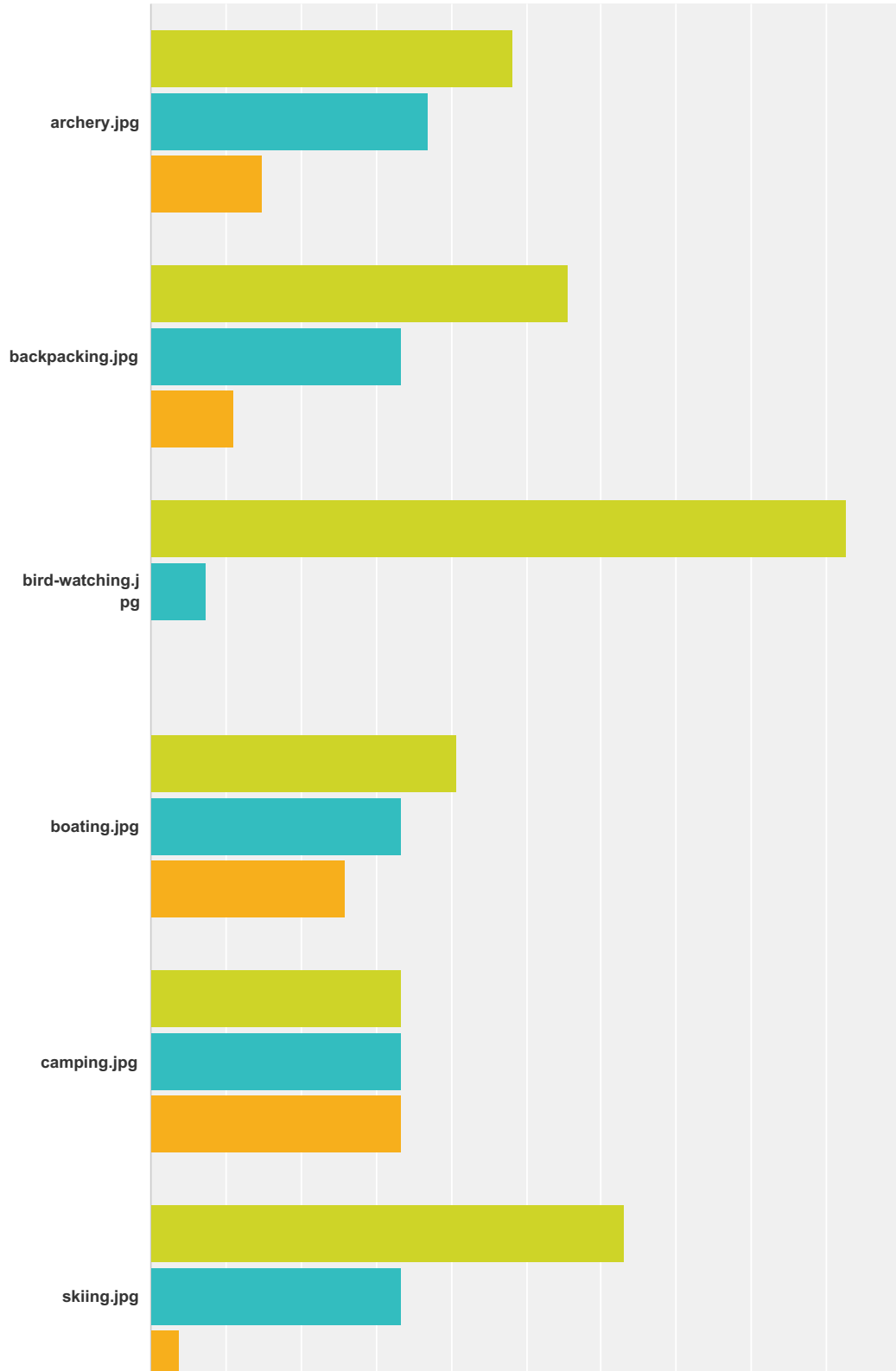


Answer Choices	Responses
White	0.00% 0
Hispanic	100.00% 30
African American	0.00% 0
Asian or Pacific Islander	0.00% 0
American Indian	0.00% 0
Mixed Race	0.00% 0
Other	0.00% 0
Other (please specify)	0.00% 0
<b>Total</b>	<b>30</b>

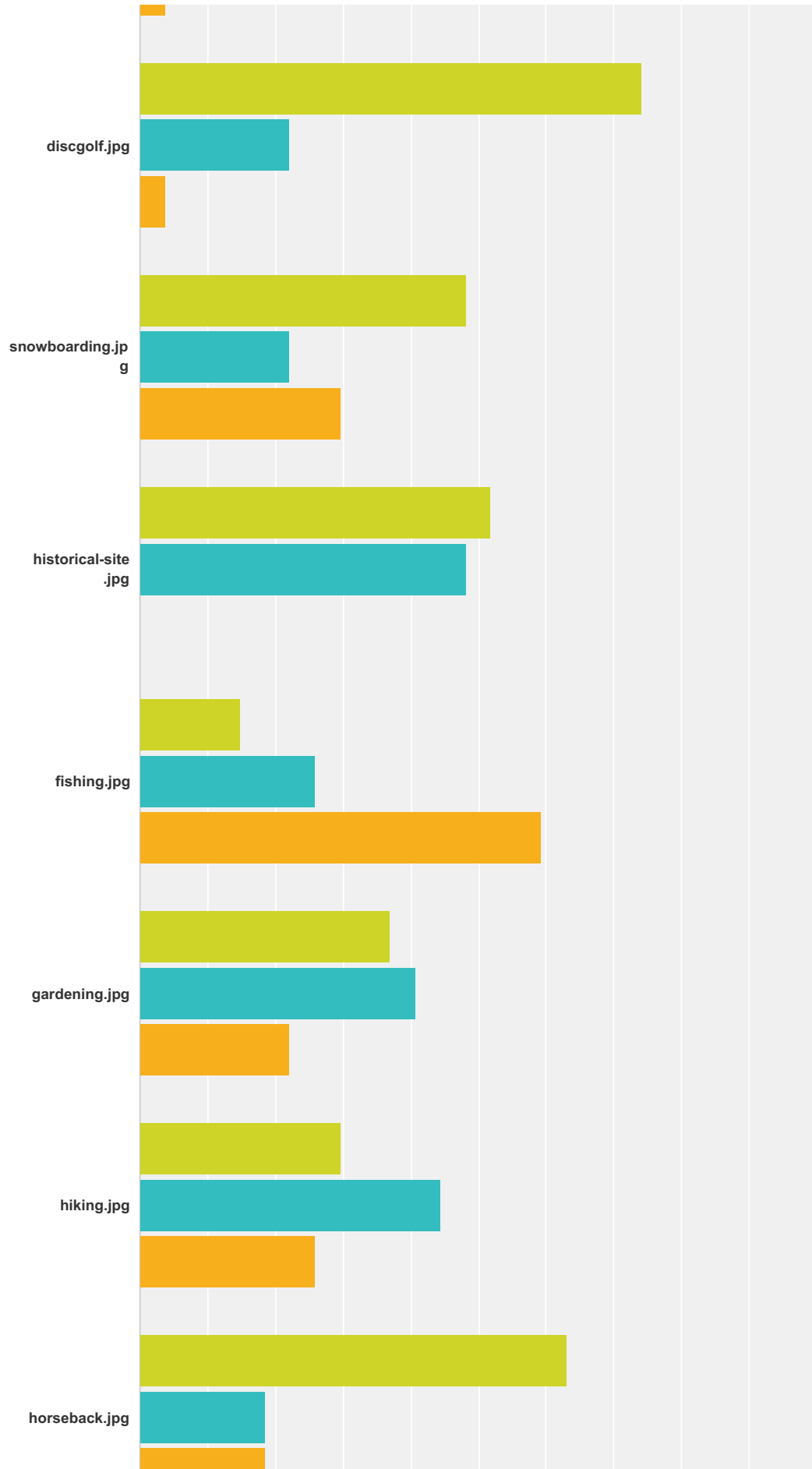
#	Other (please specify)	Date
	There are no responses.	

**Q33 Below is a list of activities available to kids and families in Western Colorado. Please indicate your level of participation in that activity:**

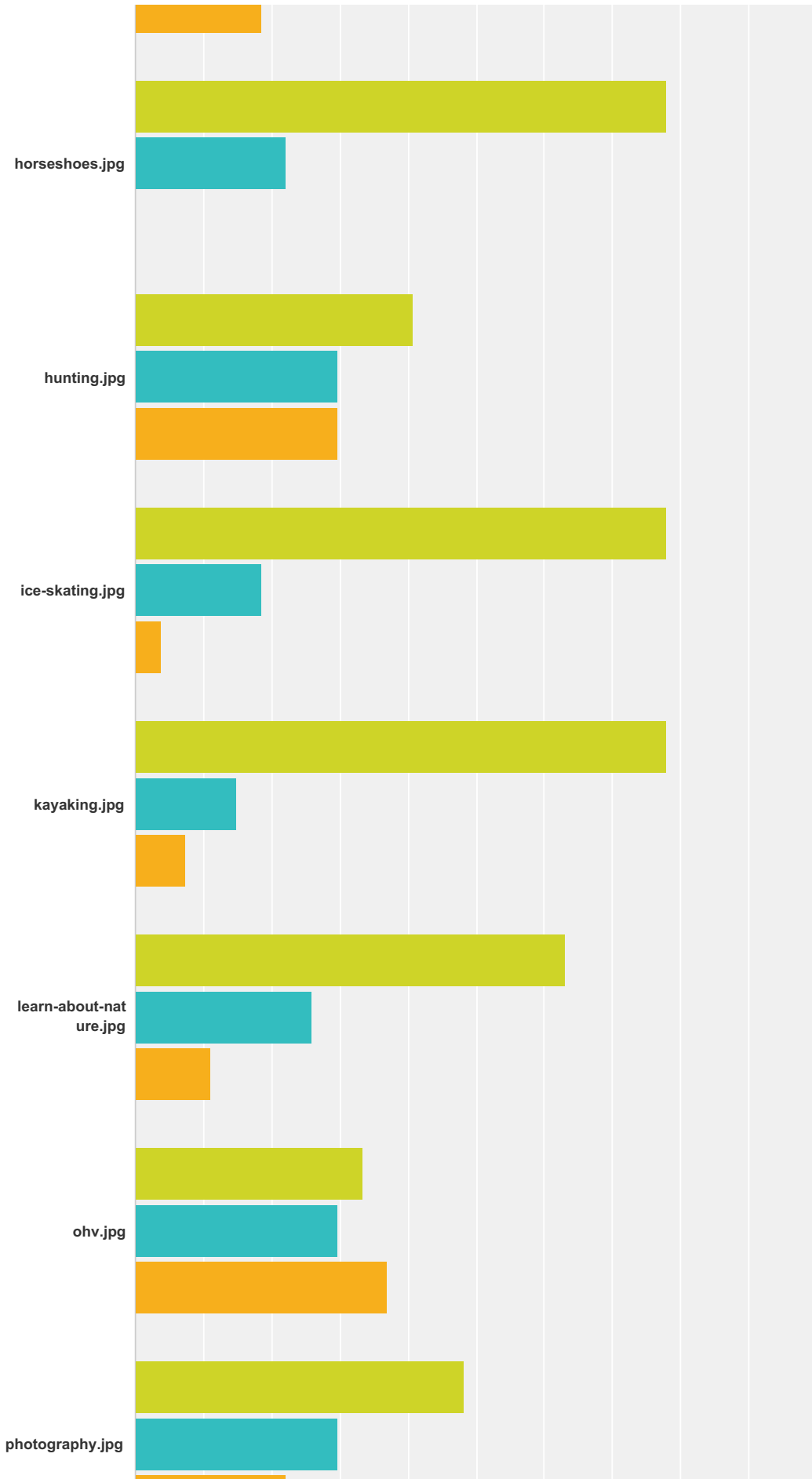
Answered: 27 Skipped: 3



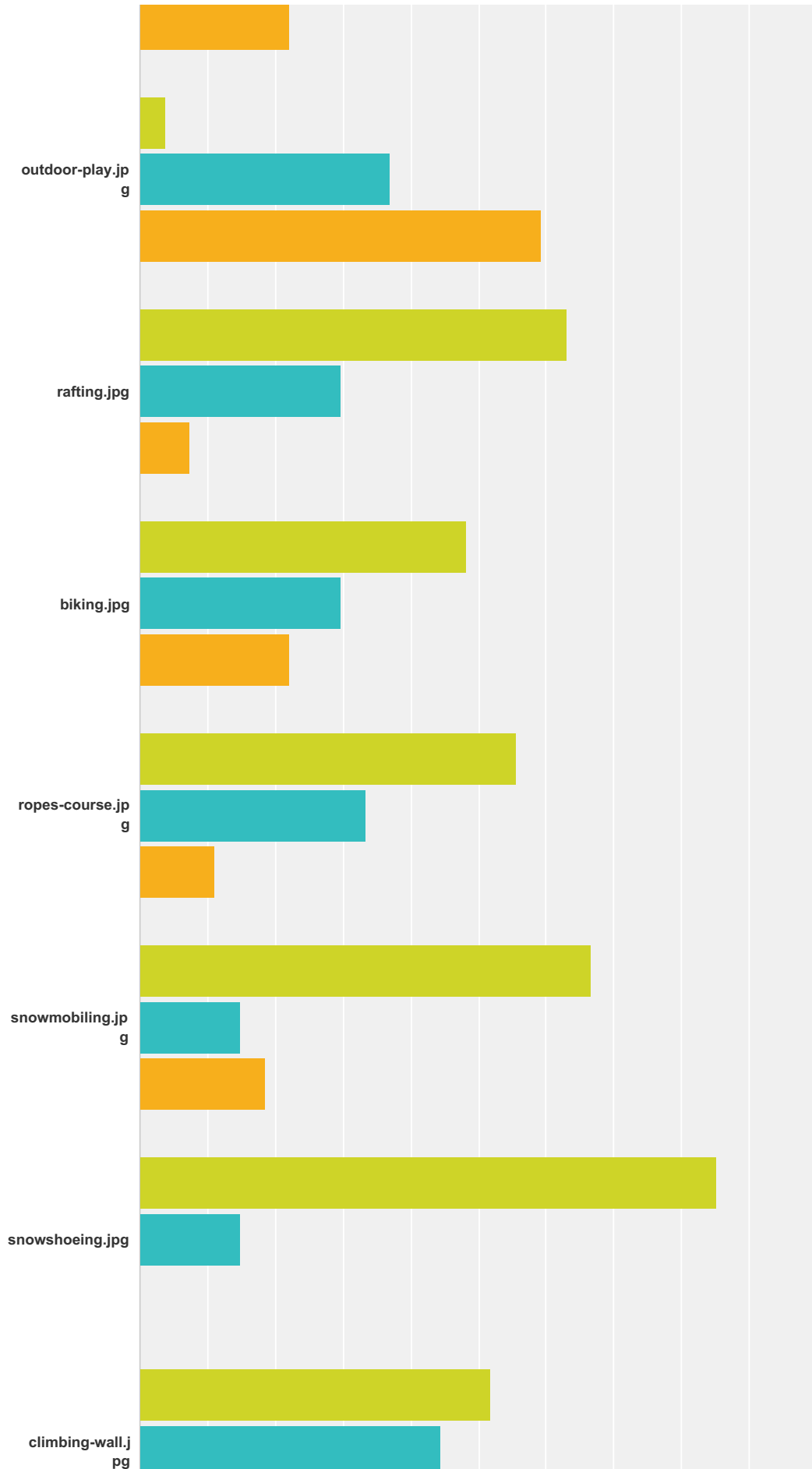
# Nature Connection Survey



# Nature Connection Survey

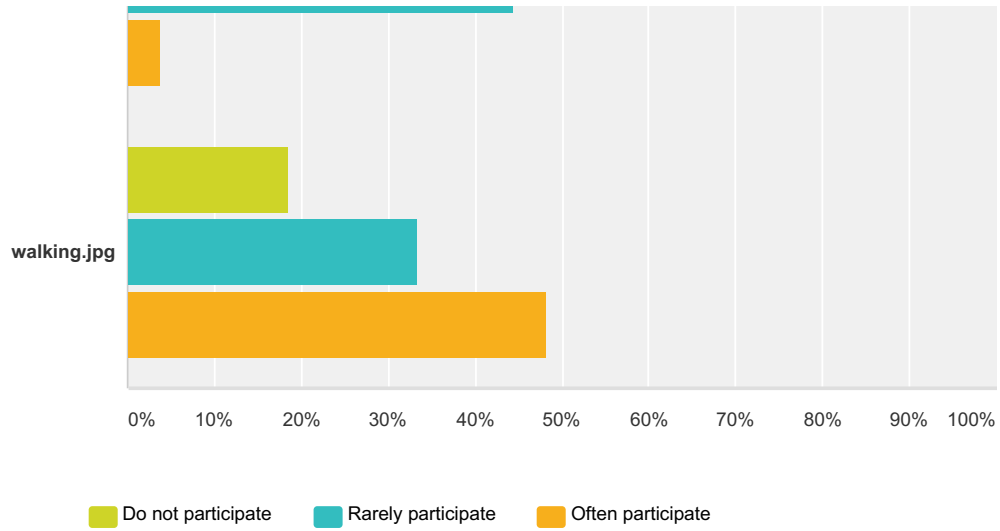










# Nature Connection Survey

















# Nature Connection Survey











	Do not participate	Rarely participate	Often participate	Total
	48.15% 13	37.04% 10	14.81% 4	27
	55.56% 15	33.33% 9	11.11% 3	27
	92.59% 25	7.41% 2	0.00% 0	27
	40.74% 11	33.33% 9	25.93% 7	27
	33.33% 9	33.33% 9	33.33% 9	27
	62.96% 17	33.33% 9	3.70% 1	27
	74.07% 20	22.22% 6	3.70% 1	27
	48.15% 13	22.22% 6	29.63% 8	27

## Nature Connection Survey

		<b>51.85%</b> 14	<b>48.15%</b> 13	<b>0.00%</b> 0	27
		<b>14.81%</b> 4	<b>25.93%</b> 7	<b>59.26%</b> 16	27
		<b>37.04%</b> 10	<b>40.74%</b> 11	<b>22.22%</b> 6	27
		<b>29.63%</b> 8	<b>44.44%</b> 12	<b>25.93%</b> 7	27
		<b>62.96%</b> 17	<b>18.52%</b> 5	<b>18.52%</b> 5	27
		<b>77.78%</b> 21	<b>22.22%</b> 6	<b>0.00%</b> 0	27
		<b>40.74%</b> 11	<b>29.63%</b> 8	<b>29.63%</b> 8	27
		<b>77.78%</b> 21	<b>18.52%</b> 5	<b>3.70%</b> 1	27
		<b>77.78%</b> 21	<b>14.81%</b> 4	<b>7.41%</b> 2	27
		<b>62.96%</b> 17	<b>25.93%</b> 7	<b>11.11%</b> 3	27
		<b>33.33%</b> 9	<b>29.63%</b> 8	<b>37.04%</b> 10	27
		<b>48.15%</b> 13	<b>29.63%</b> 8	<b>22.22%</b> 6	27

## Nature Connection Survey

		<b>3.70%</b> 1	<b>37.04%</b> 10	<b>59.26%</b> 16	27
		<b>62.96%</b> 17	<b>29.63%</b> 8	<b>7.41%</b> 2	27
		<b>48.15%</b> 13	<b>29.63%</b> 8	<b>22.22%</b> 6	27
		<b>55.56%</b> 15	<b>33.33%</b> 9	<b>11.11%</b> 3	27
		<b>66.67%</b> 18	<b>14.81%</b> 4	<b>18.52%</b> 5	27
		<b>85.19%</b> 23	<b>14.81%</b> 4	<b>0.00%</b> 0	27
		<b>51.85%</b> 14	<b>44.44%</b> 12	<b>3.70%</b> 1	27
		<b>18.52%</b> 5	<b>33.33%</b> 9	<b>48.15%</b> 13	27

Nature Connection Survey

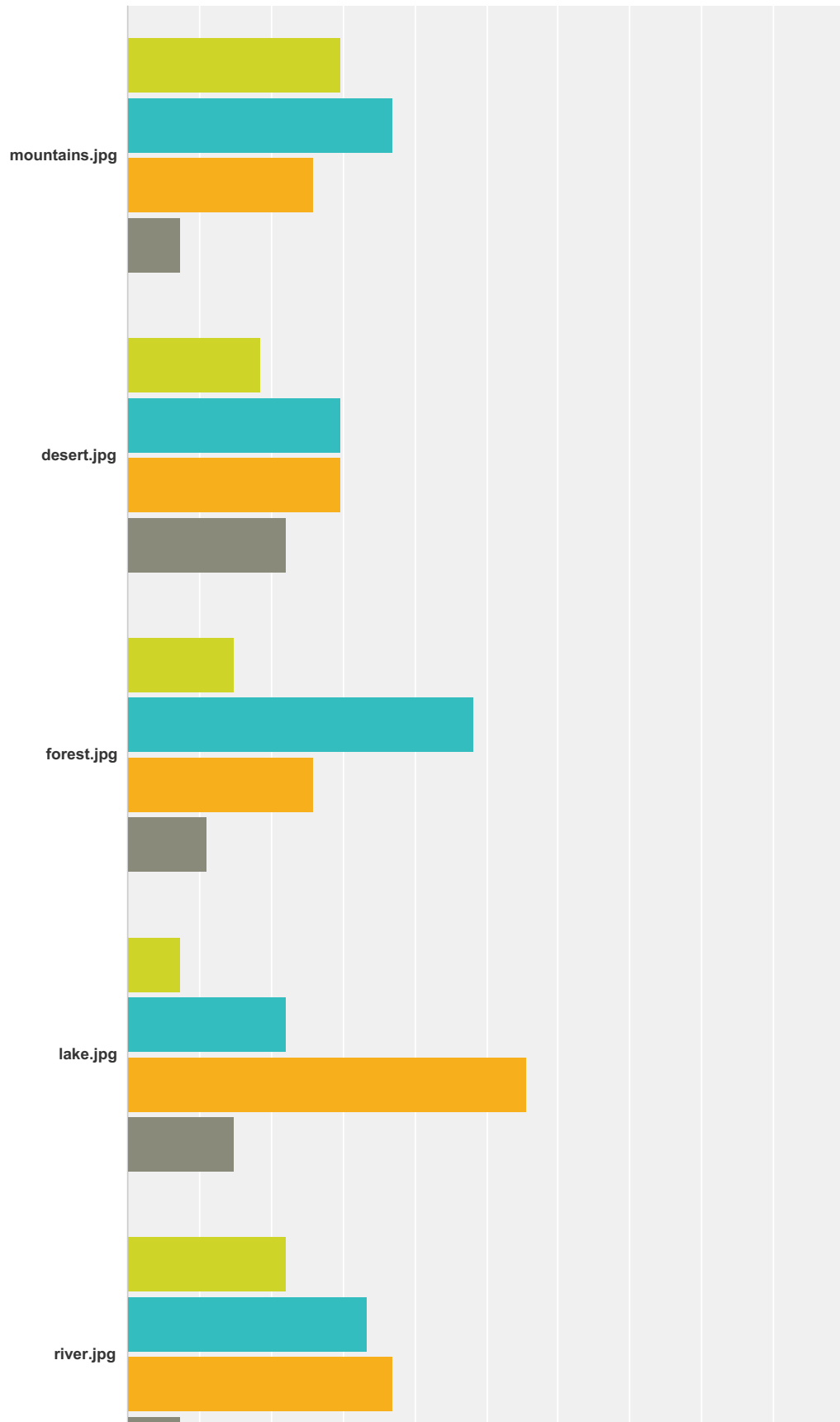
**Q34 Are there any outdoor activities not listed above that you presently participate in?**

Answered: 8 Skipped: 22

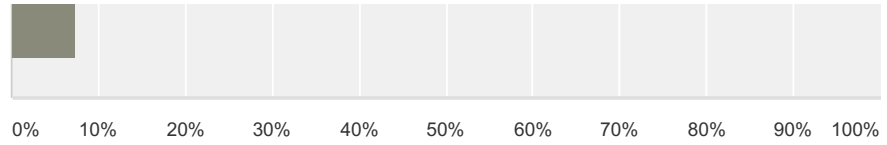
#	Responses	Date
1	Nothing	3/4/2016 8:14 AM
2	No	3/2/2016 8:27 AM
3	Soccer	3/2/2016 8:23 AM
4	No	3/2/2016 8:16 AM
5	no	3/1/2016 8:32 AM
6	Ridding four wheelers and going mudding	2/25/2016 1:25 PM
7	No there is not another activity.	2/8/2016 9:34 AM
8	football	2/8/2016 8:42 AM

### Q35 How often have you done an activity in:






Answered: 27 Skipped: 3



# Nature Connection Survey

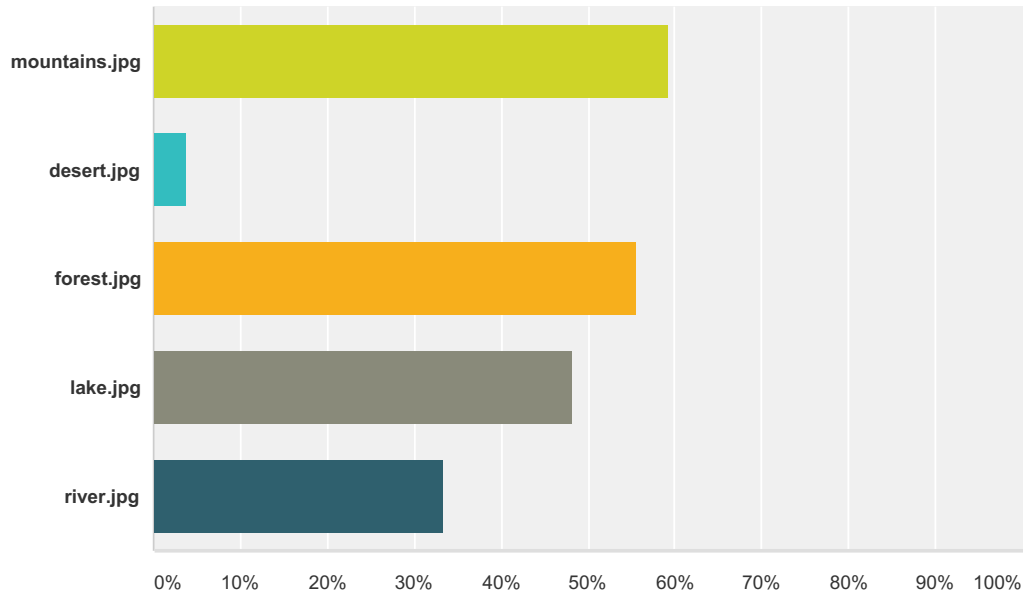







■ Never   
 ■ Rarely   
 ■ Often   
 ■ Only on a school trip

	Never	Rarely	Often	Only on a school trip	Total
	29.63% 8	37.04% 10	25.93% 7	7.41% 2	27
	18.52% 5	29.63% 8	29.63% 8	22.22% 6	27
	14.81% 4	48.15% 13	25.93% 7	11.11% 3	27
	7.41% 2	22.22% 6	55.56% 15	14.81% 4	27
	22.22% 6	33.33% 9	37.04% 10	7.41% 2	27

**Q36 I would like to do more activities in...?  
(please select your top 2 choices)**

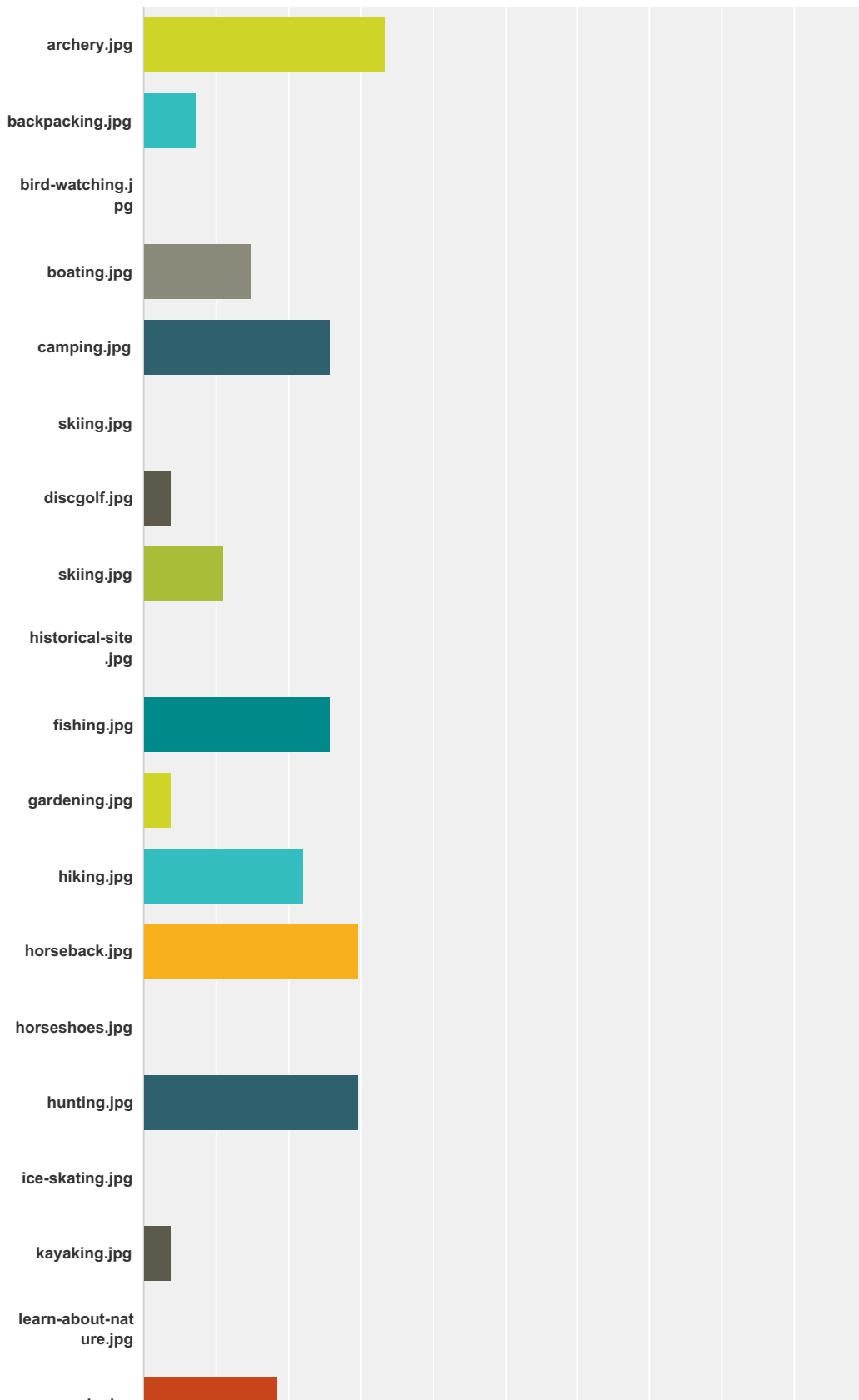
Answered: 27 Skipped: 3



Answer Choices	Responses
	59.26% 16
	3.70% 1
	55.56% 15
	48.15% 13
	33.33% 9
<b>Total Respondents: 27</b>	

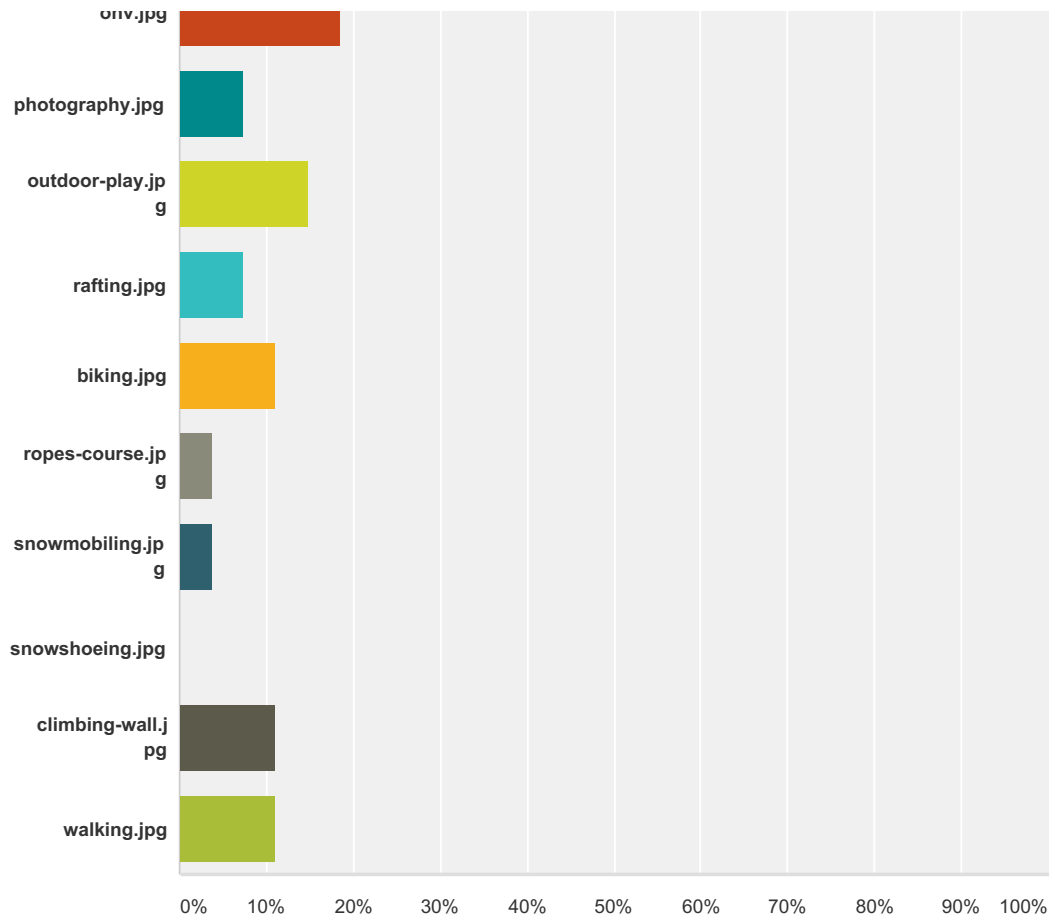
### Q37 Please choose your 3 most favorite activities from among the following:








Answered: 27 Skipped: 3






















## Nature Connection Survey



Answer Choices	Responses
	33.33% 9
	7.41% 2
	0.00% 0
	14.81% 4
	25.93% 7
	0.00% 0
	3.70% 1

# Nature Connection Survey

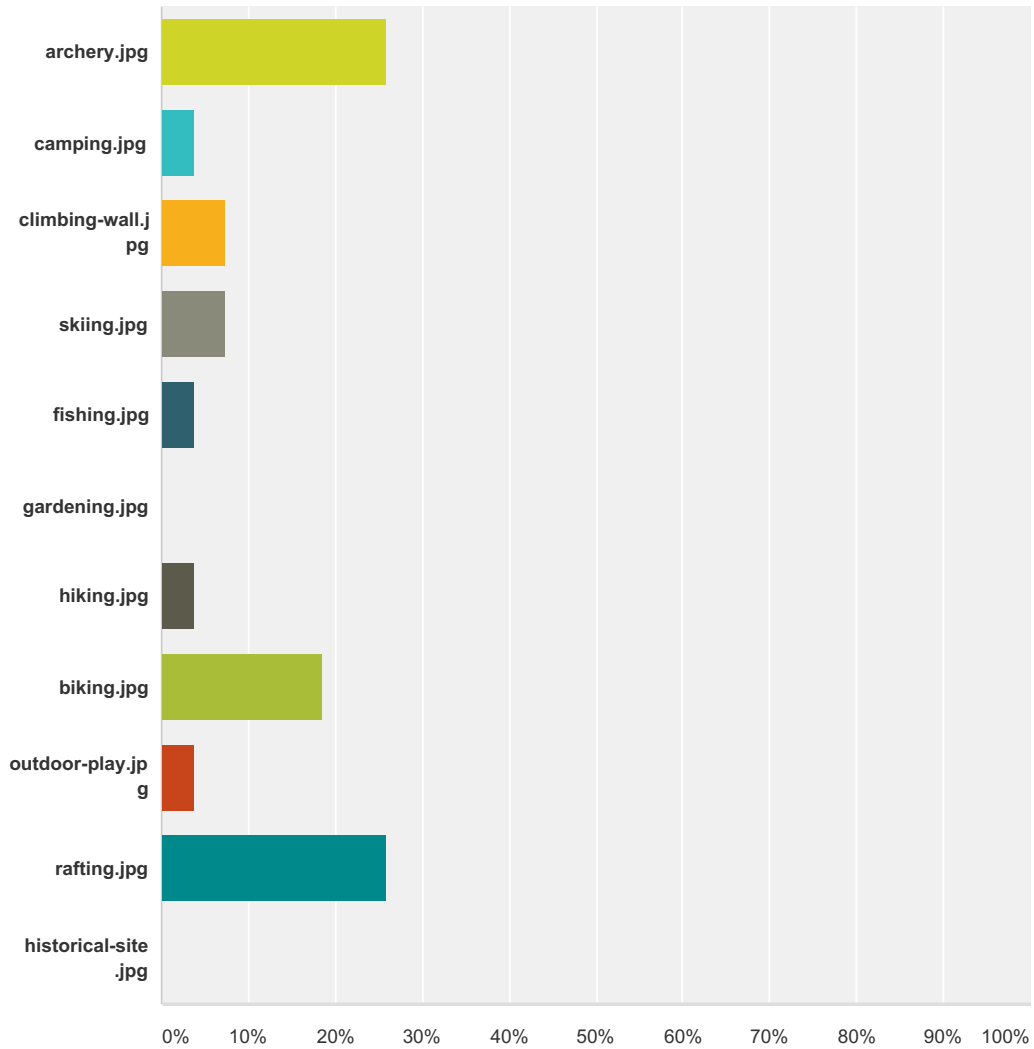
	11.11%	3
	0.00%	0
	25.93%	7
	3.70%	1
	22.22%	6
	29.63%	8
	0.00%	0
	29.63%	8
	0.00%	0
	3.70%	1
	0.00%	0
	18.52%	5
	7.41%	2
	14.81%	4
	7.41%	2
	11.11%	3
	3.70%	1





# Nature Connection Survey

	3.70%	1
	0.00%	0
	11.11%	3
	11.11%	3
<b>Total Respondents: 27</b>		








### Q38 Which new activity would you personally most like to try?

Answered: 27 Skipped: 3



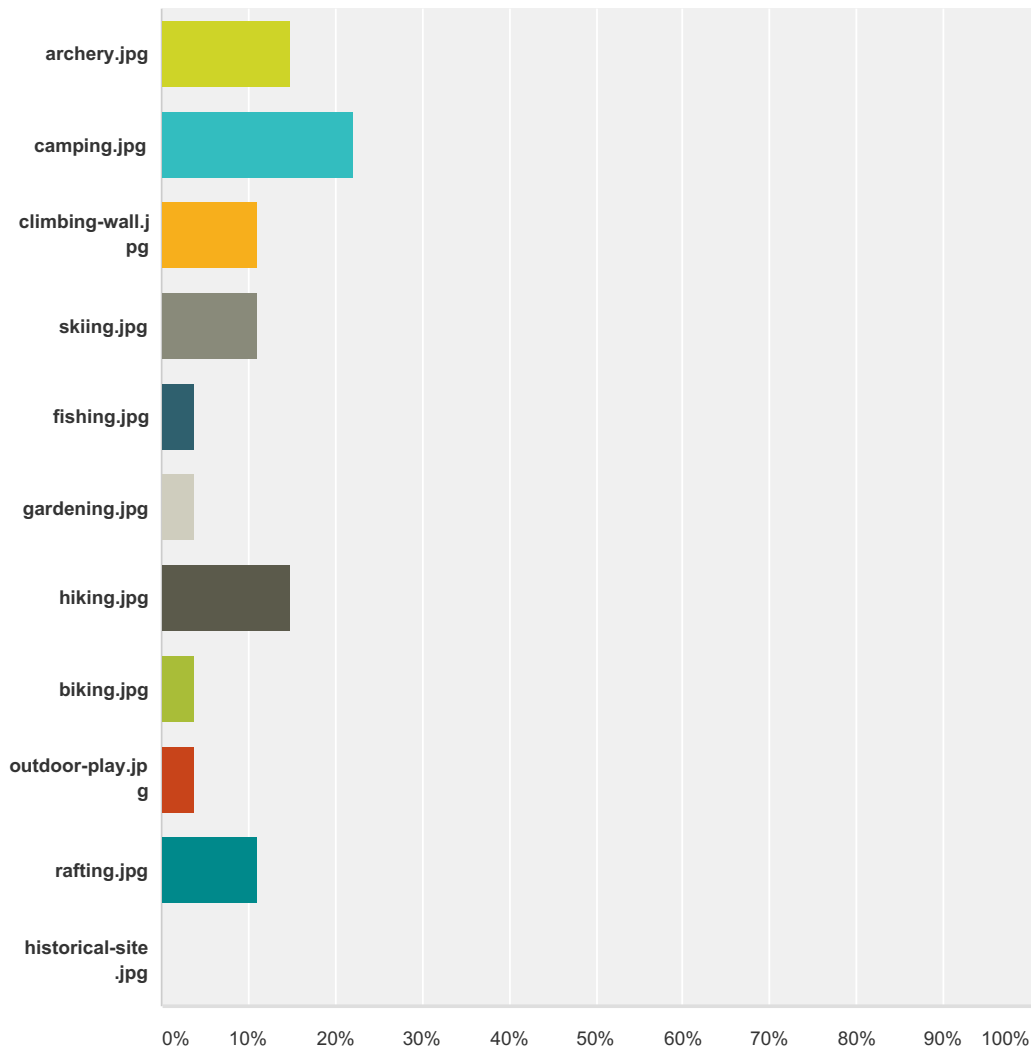
Answer Choices	Responses
	25.93% 7
	3.70% 1
	7.41% 2
	7.41% 2





## Nature Connection Survey

	<b>3.70%</b>	<b>1</b>
	<b>0.00%</b>	<b>0</b>
	<b>3.70%</b>	<b>1</b>
	<b>18.52%</b>	<b>5</b>
	<b>3.70%</b>	<b>1</b>
	<b>25.93%</b>	<b>7</b>
	<b>0.00%</b>	<b>0</b>
<b>Total</b>		<b>27</b>








### Q39 Which new activity would you like to try with your family?

Answered: 27 Skipped: 3



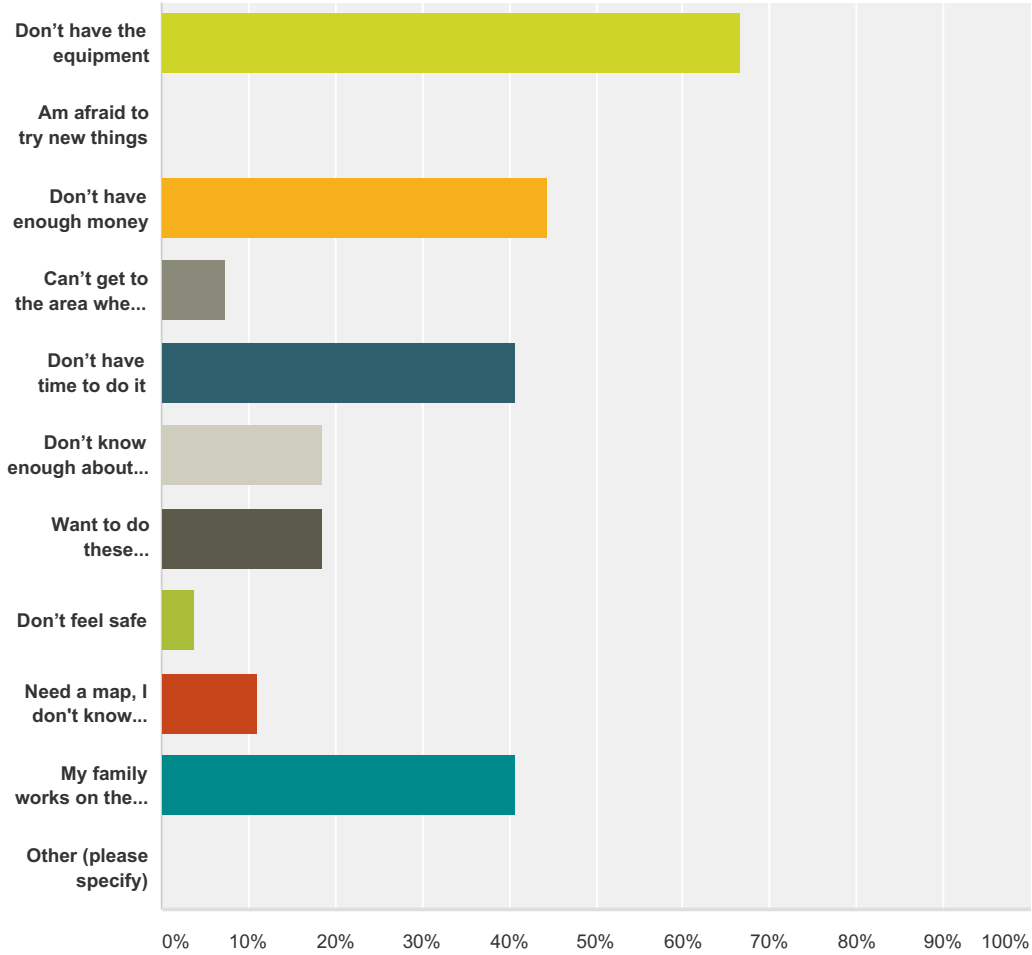
Answer Choices	Responses
	14.81% 4
	22.22% 6
	11.11% 3
	11.11% 3

## Nature Connection Survey

	3.70%	1
	3.70%	1
	14.81%	4
	3.70%	1
	3.70%	1
	11.11%	3
	0.00%	0
<b>Total</b>		<b>27</b>

**Q40 What obstacles keep you (and your family) from trying new activities outdoors?  
Please choose your top 3:**

Answered: 27 Skipped: 3



Answer Choices	Responses	Count
Don't have the equipment	66.67%	18
Am afraid to try new things	0.00%	0
Don't have enough money	44.44%	12
Can't get to the area where I can do the activity (transportation is a problem)	7.41%	2
Don't have time to do it	40.74%	11
Don't know enough about the activity	18.52%	5
Want to do these activities with my friends, not by myself	18.52%	5
Don't feel safe	3.70%	1
Need a map, I don't know where to go	11.11%	3
My family works on the weekends	40.74%	11



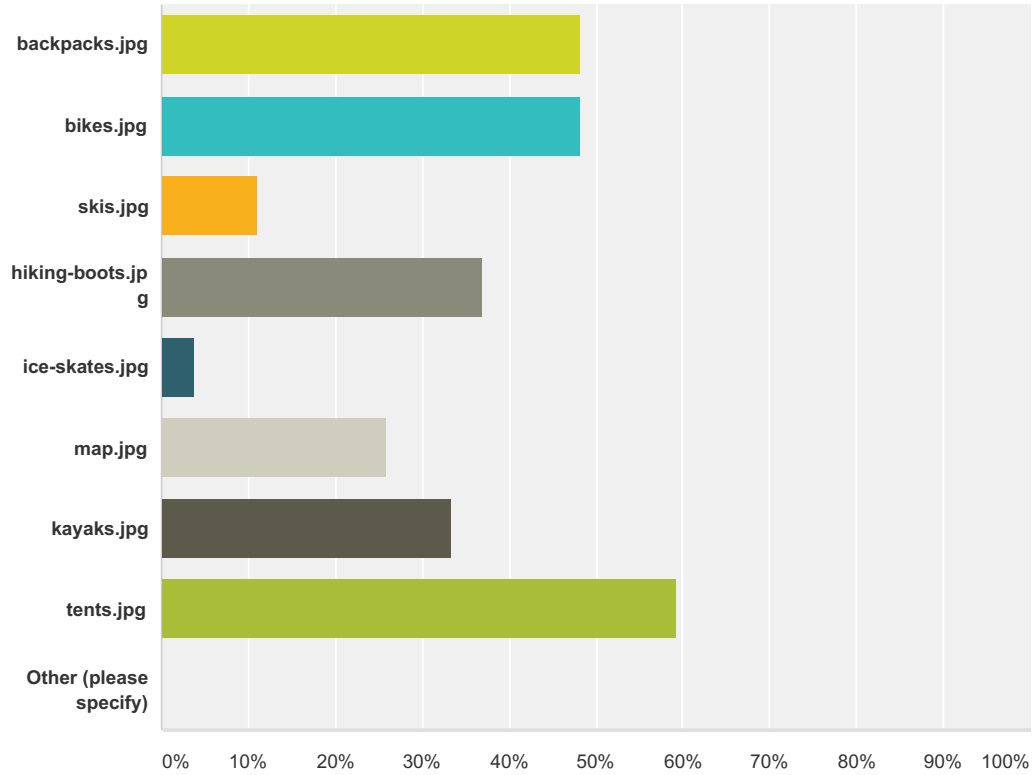
# Nature Connection Survey







Other (please specify)	0.00%	0
<b>Total Respondents: 27</b>		

#	Other (please specify)	Date
	There are no responses.	

**Q41 If this equipment were available to my family and friends, I would get outside more often... (please choose your top 3):**

Answered: 27 Skipped: 3



Answer Choices	Responses
	48.15% 13
	48.15% 13
	11.11% 3
	37.04% 10
	3.70% 1
	25.93% 7

## Nature Connection Survey

	<b>33.33%</b>	9
	<b>59.26%</b>	16
Other (please specify)	<b>0.00%</b>	0
<b>Total Respondents: 27</b>		

#	Other (please specify)	Date
	There are no responses.	

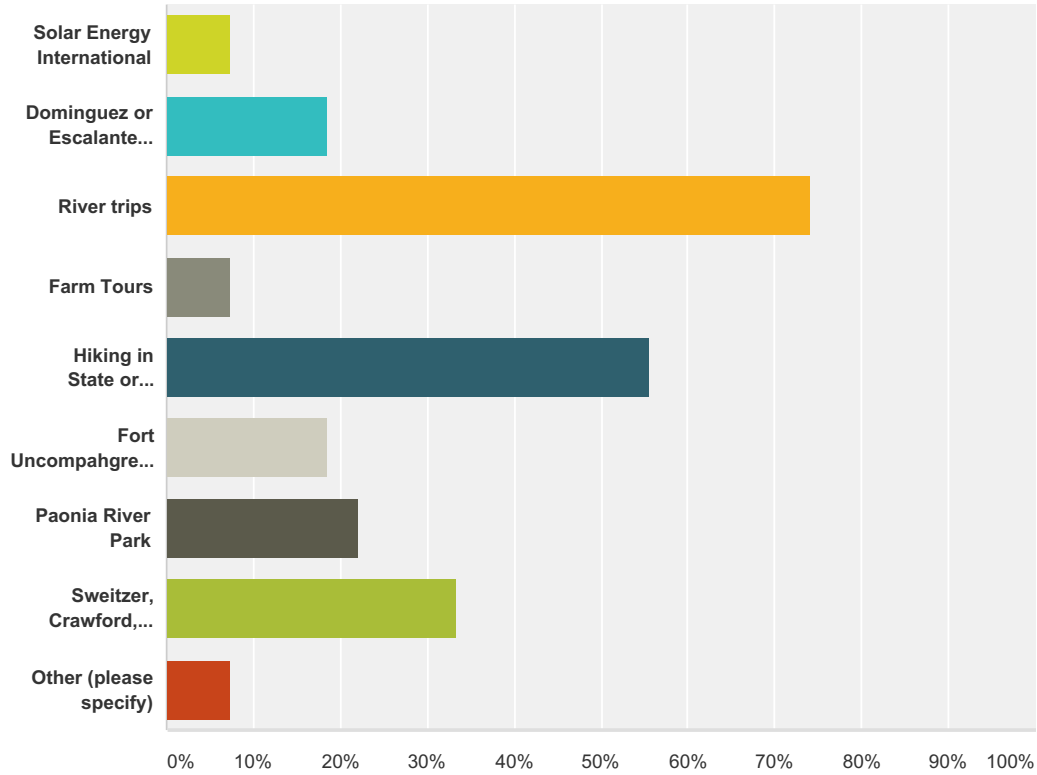
**Q42 Is there any other equipment not mentioned above that you would like access to?**

Answered: 3 Skipped: 27

#	Responses	Date
1	Nah dude	3/30/2016 11:31 AM
2	Food	3/2/2016 8:22 AM
3	No.	2/8/2016 9:38 AM

### Q43 What school field trips would you like to participate in more often? (Please choose your top 3):

Answered: 27 Skipped: 3

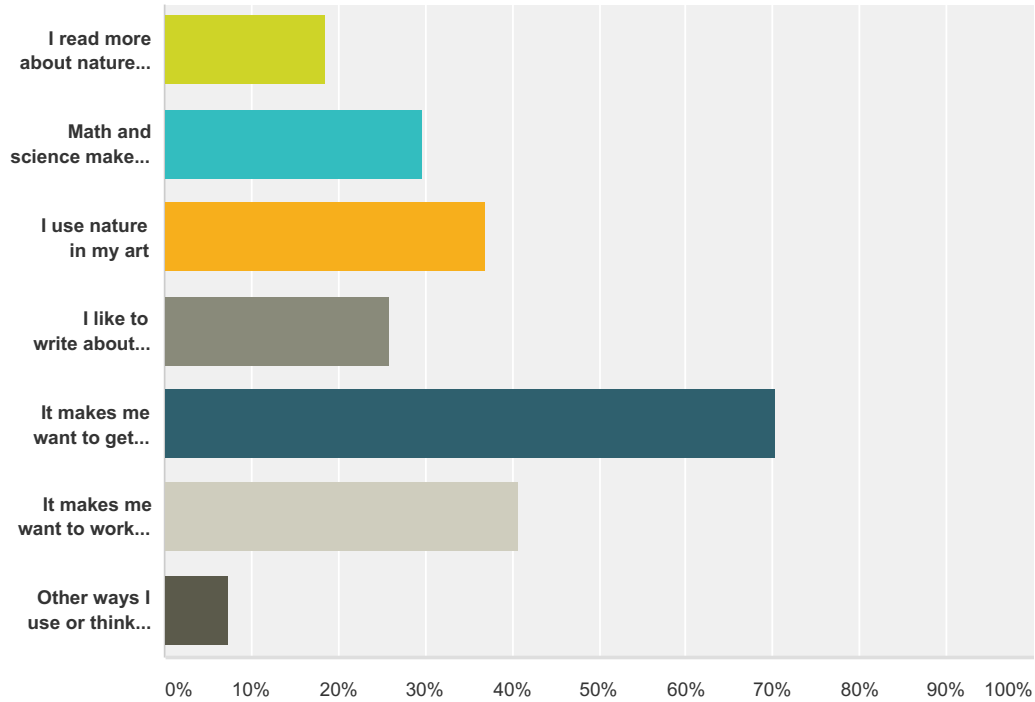


Answer Choices	Responses
Solar Energy International	7.41% 2
Dominguez or Escalante Canyon	18.52% 5
River trips	74.07% 20
Farm Tours	7.41% 2
Hiking in State or National Public Lands (like Gunnison Gorge, Grand Mesa, Uncompahgre Plateau, or the West Elks)	55.56% 15
Fort Uncompahgre Living History Museum	18.52% 5
Paonia River Park	22.22% 6
Sweitzer, Crawford, Confluence, or other lake	33.33% 9
Other (please specify)	7.41% 2
<b>Total Respondents: 27</b>	

#	Other (please specify)	Date
1	None..our school does not take us on trips	2/25/2016 3:23 PM
2	Downhill skiing/snowboarding	2/25/2016 12:17 PM

### Q44 How have your school field trips connected to your life? (Please choose your top 3):

Answered: 27 Skipped: 3



Answer Choices	Responses
I read more about nature at home or school	18.52% 5
Math and science make more sense when I see how to use them	29.63% 8
I use nature in my art	37.04% 10
I like to write about what I see, hear and experience outdoors	25.93% 7
It makes me want to get outdoors more	70.37% 19
It makes me want to work in an outdoor related field when I grow up	40.74% 11
Other ways I use or think about my school field trips:	7.41% 2
<b>Total Respondents: 27</b>	

#	Other ways I use or think about my school field trips:	Date
1	They haven't Taken us on trips	2/25/2016 3:23 PM
2	I like to see what I am learning about	2/24/2016 3:02 PM

**Q45 Thank you for taking the survey. If you have any other comments you would like to share please provide them here:**

Answered: 2 Skipped: 28

#	Responses	Date
1	Our schools sucks helps us get out	2/25/2016 3:23 PM
2	No I do not have any comment.	2/8/2016 9:40 AM