

Q1 Choose your survey language:

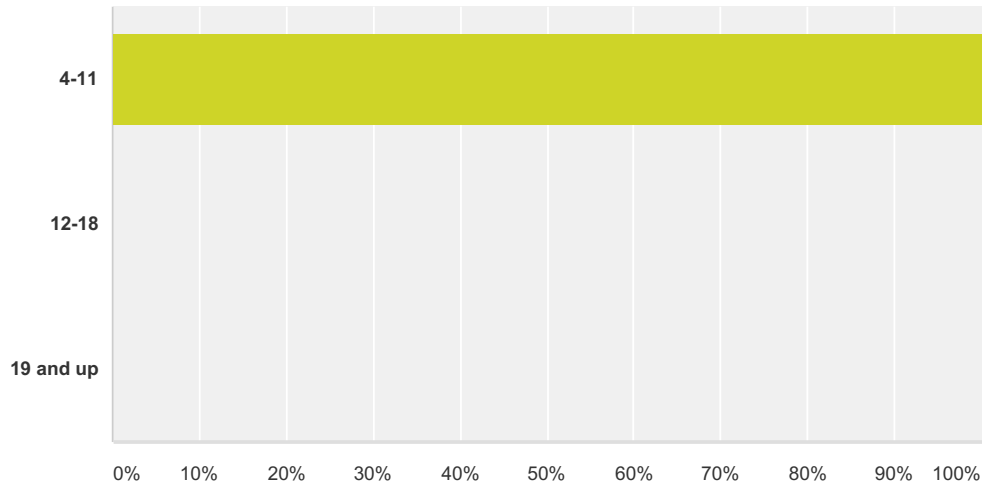
Answered: 39 Skipped: 0



| Answer Choices | Responses |
|----------------|------------|
| English | 100.00% 39 |
| Espanol | 0.00% 0 |
| Total | 39 |

Q2 Please choose your age range:

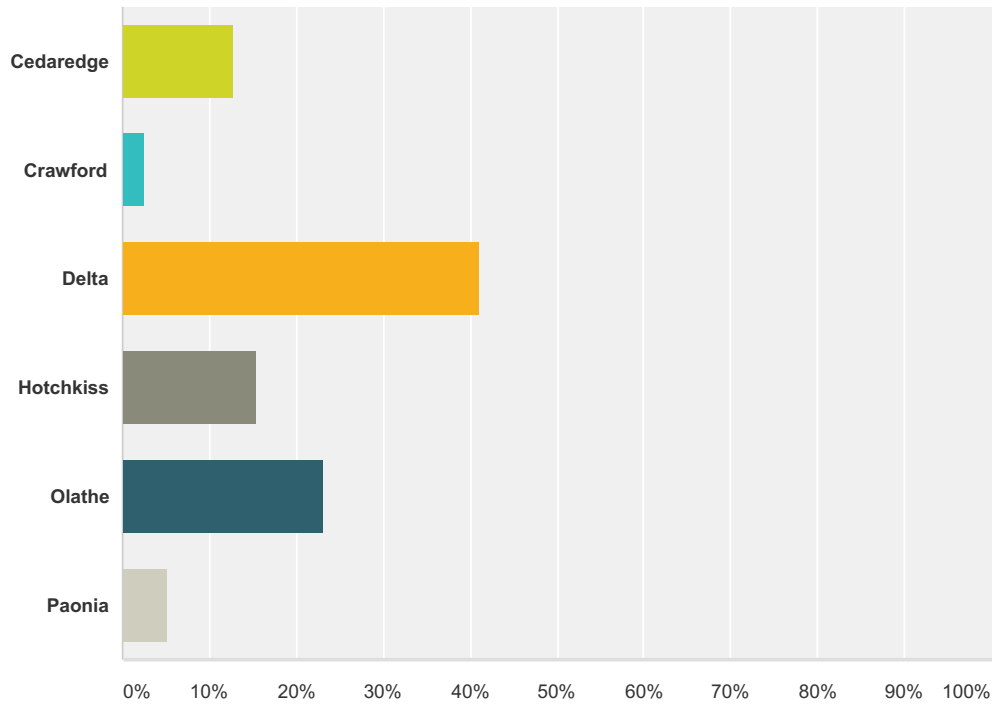
Answered: 39 Skipped: 0



| Answer Choices | Responses | |
|----------------|-----------|-----------|
| 4-11 | 100.00% | 39 |
| 12-18 | 0.00% | 0 |
| 19 and up | 0.00% | 0 |
| Total | | 39 |

Q31 Which town do you live closest to?

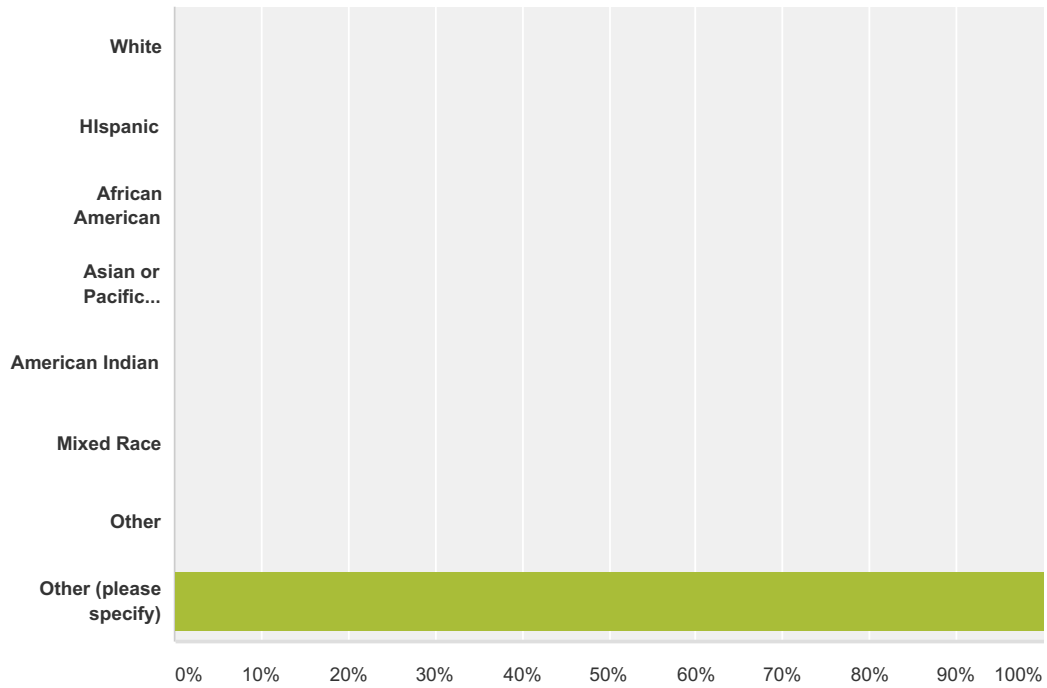
Answered: 39 Skipped: 0



| Answer Choices | Responses |
|----------------|-----------|
| Cedaredge | 12.82% 5 |
| Crawford | 2.56% 1 |
| Delta | 41.03% 16 |
| Hotchkiss | 15.38% 6 |
| Olathe | 23.08% 9 |
| Paonia | 5.13% 2 |
| Total | 39 |

Q32 What is your ethnicity?

Answered: 39 Skipped: 0



| Answer Choices | Responses |
|---------------------------|------------|
| White | 0.00% 0 |
| Hispanic | 0.00% 0 |
| African American | 0.00% 0 |
| Asian or Pacific Islander | 0.00% 0 |
| American Indian | 0.00% 0 |
| Mixed Race | 0.00% 0 |
| Other | 0.00% 0 |
| Other (please specify) | 100.00% 39 |
| Total | 39 |

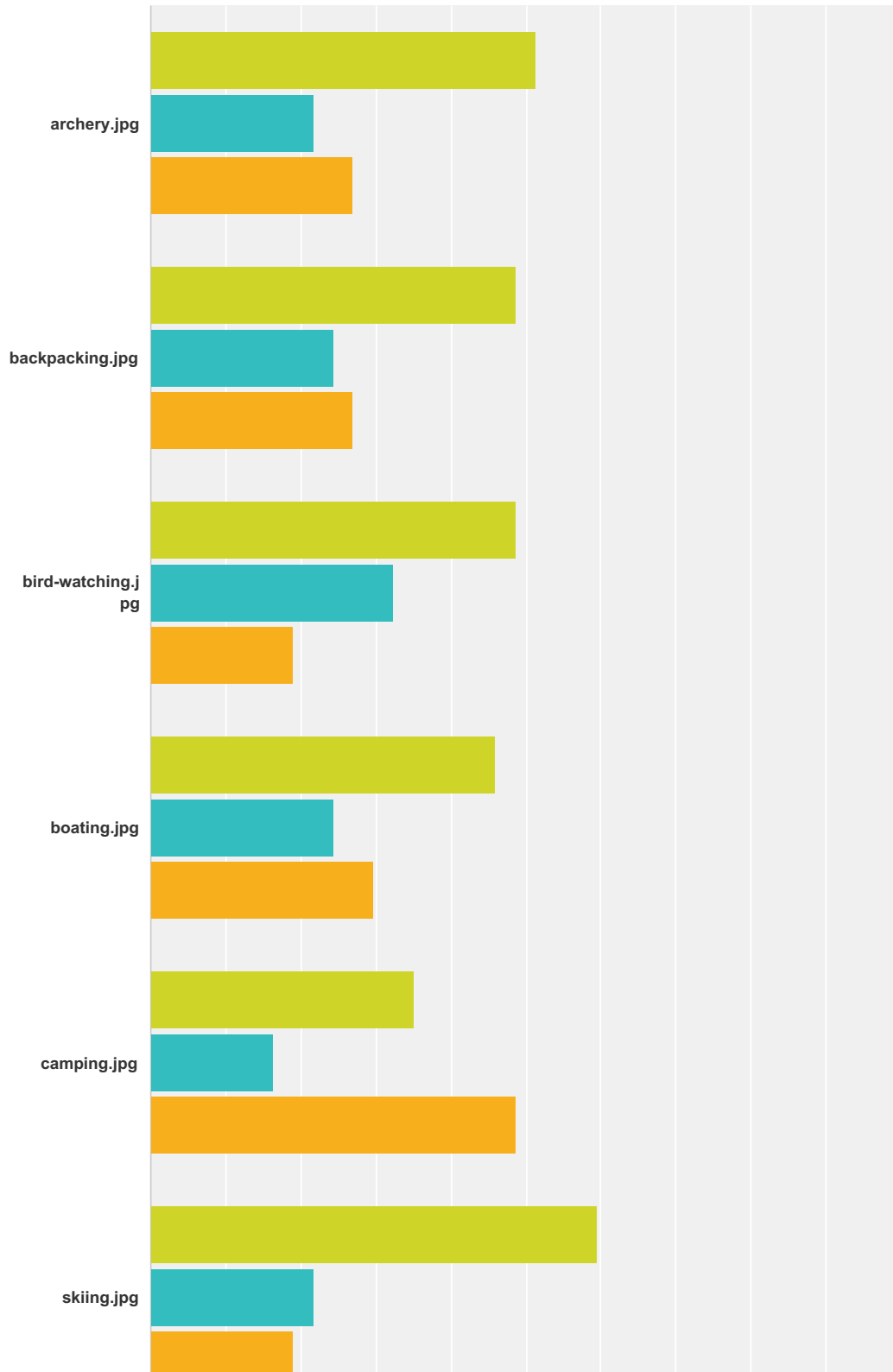
| # | Other (please specify) | Date |
|---|------------------------|--------------------|
| 1 | Survey | 5/23/2016 2:49 PM |
| 2 | Mexican | 5/12/2016 2:04 PM |
| 3 | Hispanic and white | 5/3/2016 2:28 PM |
| 4 | Hispanic/white | 5/3/2016 2:26 PM |
| 5 | Mexican American | 5/3/2016 1:27 PM |
| 6 | Karen | 4/28/2016 11:12 AM |
| 7 | irish | 4/26/2016 10:32 AM |

Nature Connection Survey

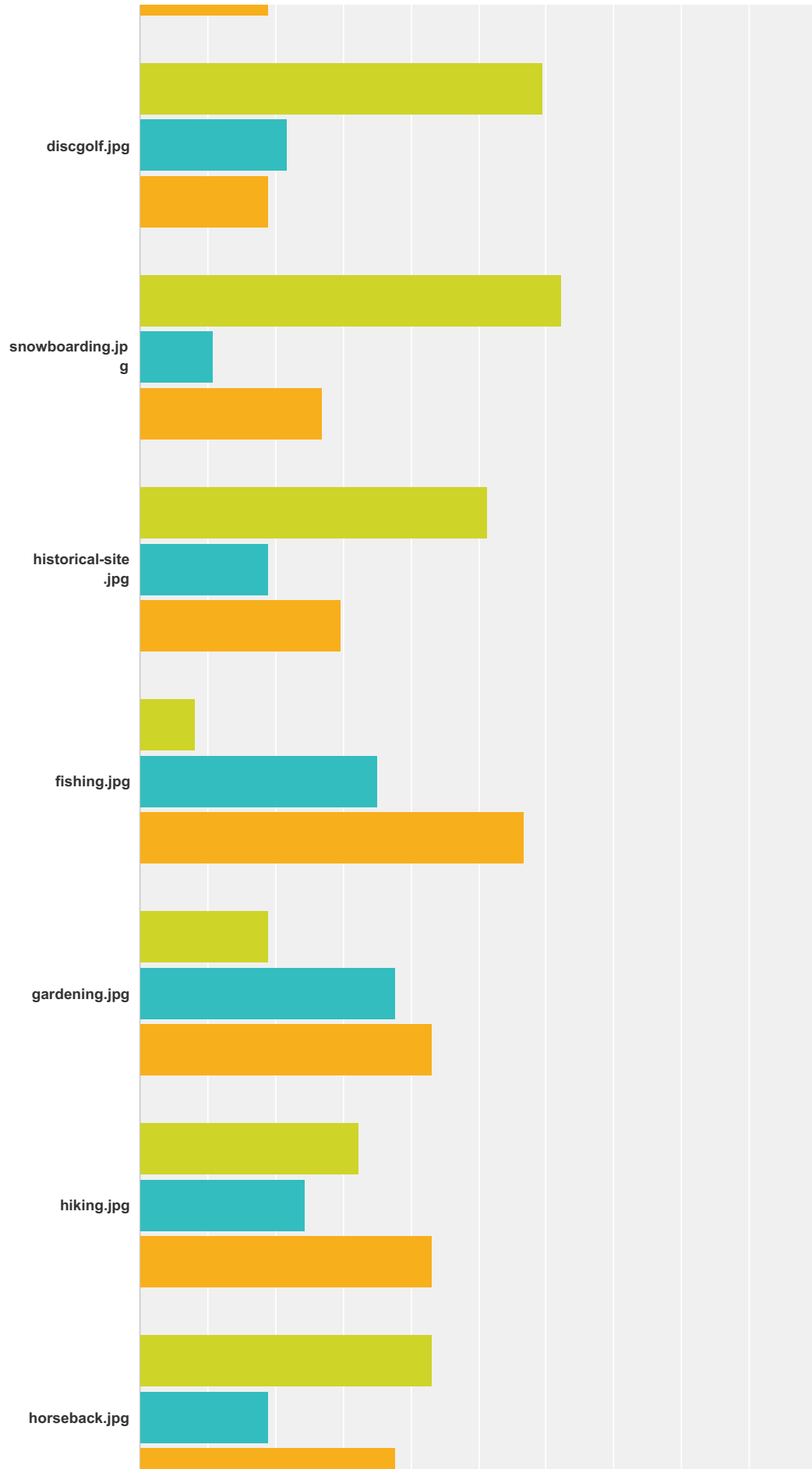
| | | |
|----|--|--------------------|
| 8 | Karen | 4/26/2016 9:34 AM |
| 9 | hawaiian | 4/26/2016 8:42 AM |
| 10 | German | 4/22/2016 2:09 PM |
| 11 | half white and half hispanic | 4/22/2016 10:32 AM |
| 12 | Half White and HIspanic | 4/22/2016 10:31 AM |
| 13 | karen | 4/21/2016 1:38 PM |
| 14 | tan | 4/21/2016 1:36 PM |
| 15 | hispanic and American | 4/14/2016 12:36 PM |
| 16 | n0 | 4/14/2016 12:35 PM |
| 17 | white/black | 4/14/2016 12:35 PM |
| 18 | tan | 4/14/2016 12:33 PM |
| 19 | tan | 4/14/2016 12:33 PM |
| 20 | Philippine | 4/13/2016 12:29 PM |
| 21 | the nacher | 3/31/2016 9:26 AM |
| 22 | ute | 3/31/2016 9:24 AM |
| 23 | White, mexican | 3/31/2016 9:22 AM |
| 24 | mexican | 3/31/2016 8:36 AM |
| 25 | very tan | 3/14/2016 10:25 AM |
| 26 | tan | 3/14/2016 9:40 AM |
| 27 | Half hispanic | 3/11/2016 2:49 PM |
| 28 | I'm not a boy or black. I am a little girl in the 3rd grade. | 3/10/2016 2:43 PM |
| 29 | portuguse | 3/9/2016 8:16 AM |
| 30 | Mexican | 3/7/2016 12:24 PM |
| 31 | Mexican | 3/7/2016 12:23 PM |
| 32 | English/Spanish | 3/3/2016 3:01 PM |
| 33 | Irish,American | 3/3/2016 3:01 PM |
| 34 | 101 | 3/3/2016 2:50 PM |
| 35 | Mexican | 3/3/2016 1:10 PM |
| 36 | part irish | 3/3/2016 10:32 AM |
| 37 | american | 3/3/2016 9:20 AM |
| 38 | american and half mexican | 2/8/2016 1:14 PM |
| 39 | Latino | 2/5/2016 8:42 AM |

Q33 Below is a list of activities available to kids and families in Western Colorado. Please indicate your level of participation in that activity:

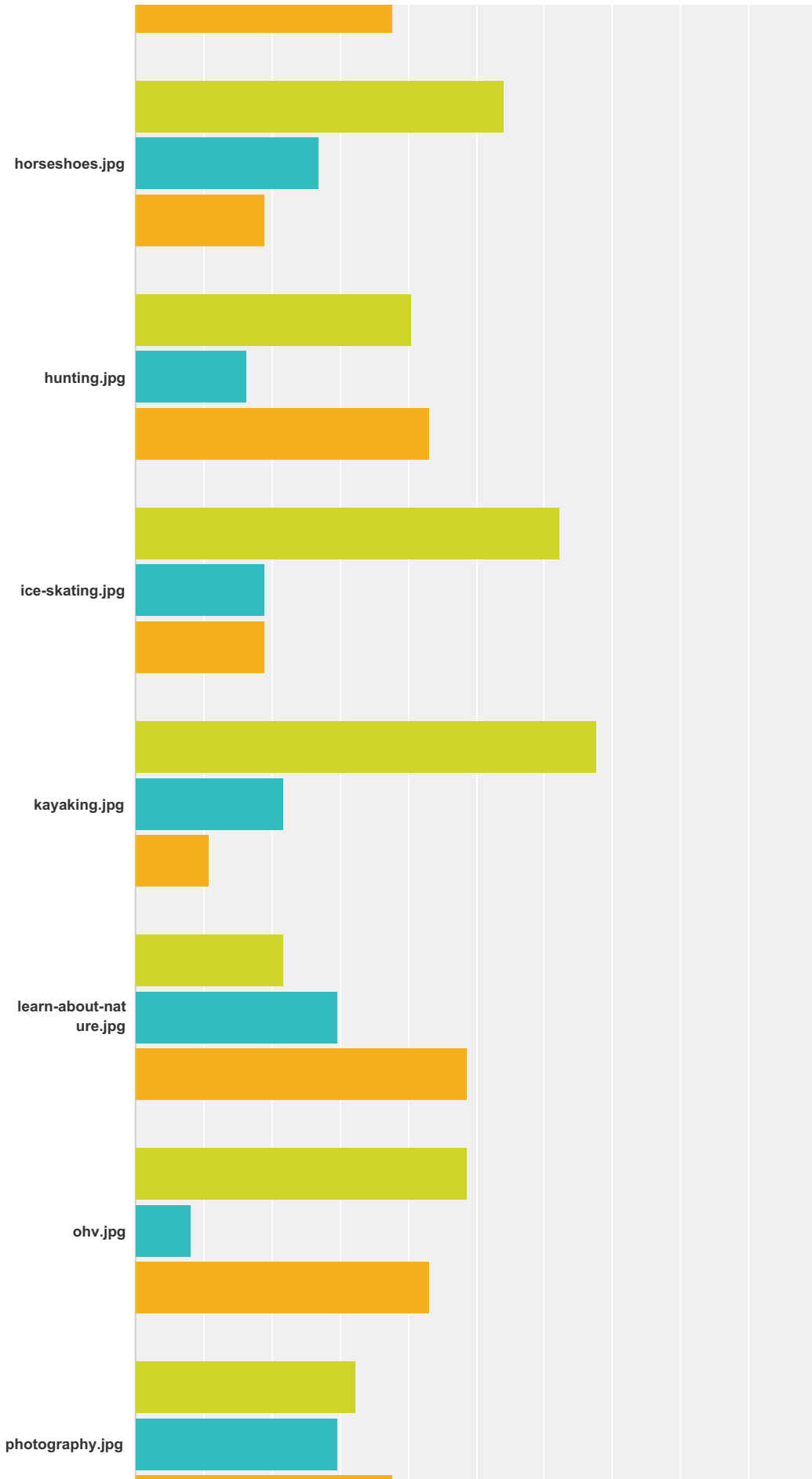
Answered: 37 Skipped: 2



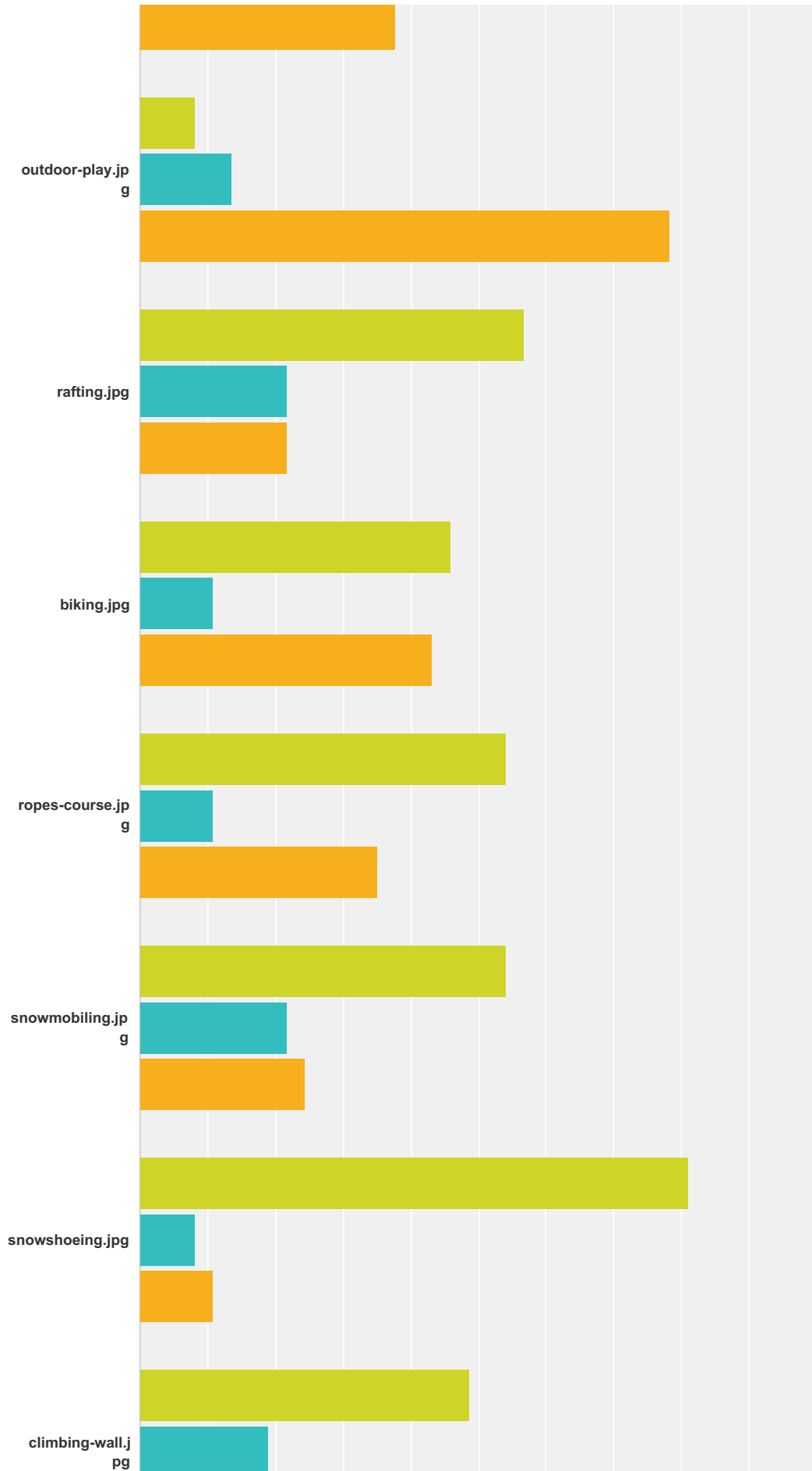
Nature Connection Survey



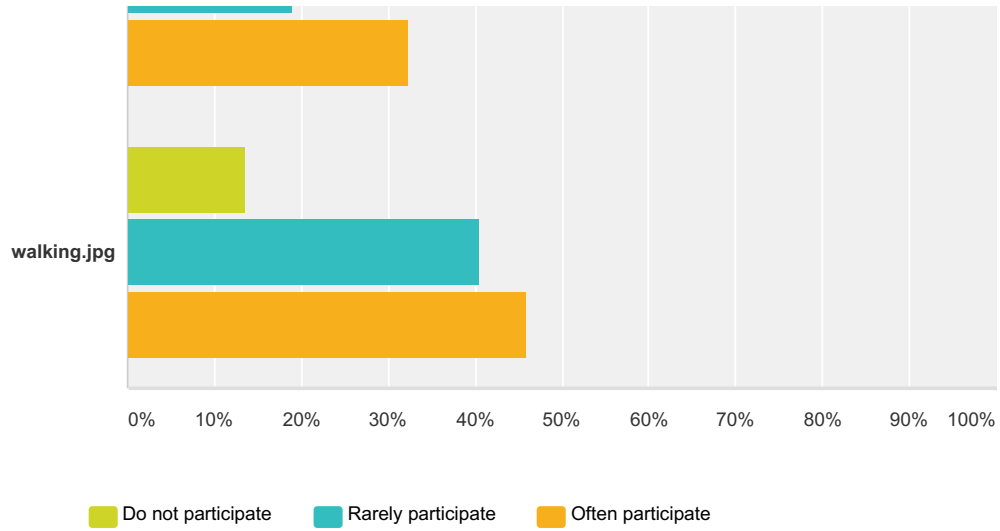
Nature Connection Survey











Nature Connection Survey















Nature Connection Survey











| | Do not participate | Rarely participate | Often participate | Total |
|---|--------------------|--------------------|-------------------|-------|
|  | 51.35% 19 | 21.62% 8 | 27.03% 10 | 37 |
|  | 48.65% 18 | 24.32% 9 | 27.03% 10 | 37 |
|  | 48.65% 18 | 32.43% 12 | 18.92% 7 | 37 |
|  | 45.95% 17 | 24.32% 9 | 29.73% 11 | 37 |
|  | 35.14% 13 | 16.22% 6 | 48.65% 18 | 37 |
|  | 59.46% 22 | 21.62% 8 | 18.92% 7 | 37 |
|  | 59.46% 22 | 21.62% 8 | 18.92% 7 | 37 |
|  | 62.16% 23 | 10.81% 4 | 27.03% 10 | 37 |

Nature Connection Survey

| | | | | | |
|---|--|---------------------|---------------------|---------------------|----|
|  | | 51.35% 19 | 18.92% 7 | 29.73% 11 | 37 |
|  | | 8.11% 3 | 35.14% 13 | 56.76% 21 | 37 |
|  | | 18.92% 7 | 37.84% 14 | 43.24% 16 | 37 |
|  | | 32.43% 12 | 24.32% 9 | 43.24% 16 | 37 |
|  | | 43.24% 16 | 18.92% 7 | 37.84% 14 | 37 |
|  | | 54.05% 20 | 27.03% 10 | 18.92% 7 | 37 |
|  | | 40.54% 15 | 16.22% 6 | 43.24% 16 | 37 |
|  | | 62.16% 23 | 18.92% 7 | 18.92% 7 | 37 |
|  | | 67.57% 25 | 21.62% 8 | 10.81% 4 | 37 |
|  | | 21.62% 8 | 29.73% 11 | 48.65% 18 | 37 |
|  | | 48.65% 18 | 8.11% 3 | 43.24% 16 | 37 |
|  | | 32.43% 12 | 29.73% 11 | 37.84% 14 | 37 |

Nature Connection Survey

| | | | | | |
|---|--|---------------------|---------------------|---------------------|----|
|  | | 8.11% 3 | 13.51% 5 | 78.38% 29 | 37 |
|  | | 56.76% 21 | 21.62% 8 | 21.62% 8 | 37 |
|  | | 45.95% 17 | 10.81% 4 | 43.24% 16 | 37 |
|  | | 54.05% 20 | 10.81% 4 | 35.14% 13 | 37 |
|  | | 54.05% 20 | 21.62% 8 | 24.32% 9 | 37 |
|  | | 81.08% 30 | 8.11% 3 | 10.81% 4 | 37 |
|  | | 48.65% 18 | 18.92% 7 | 32.43% 12 | 37 |
|  | | 13.51% 5 | 40.54% 15 | 45.95% 17 | 37 |

Nature Connection Survey

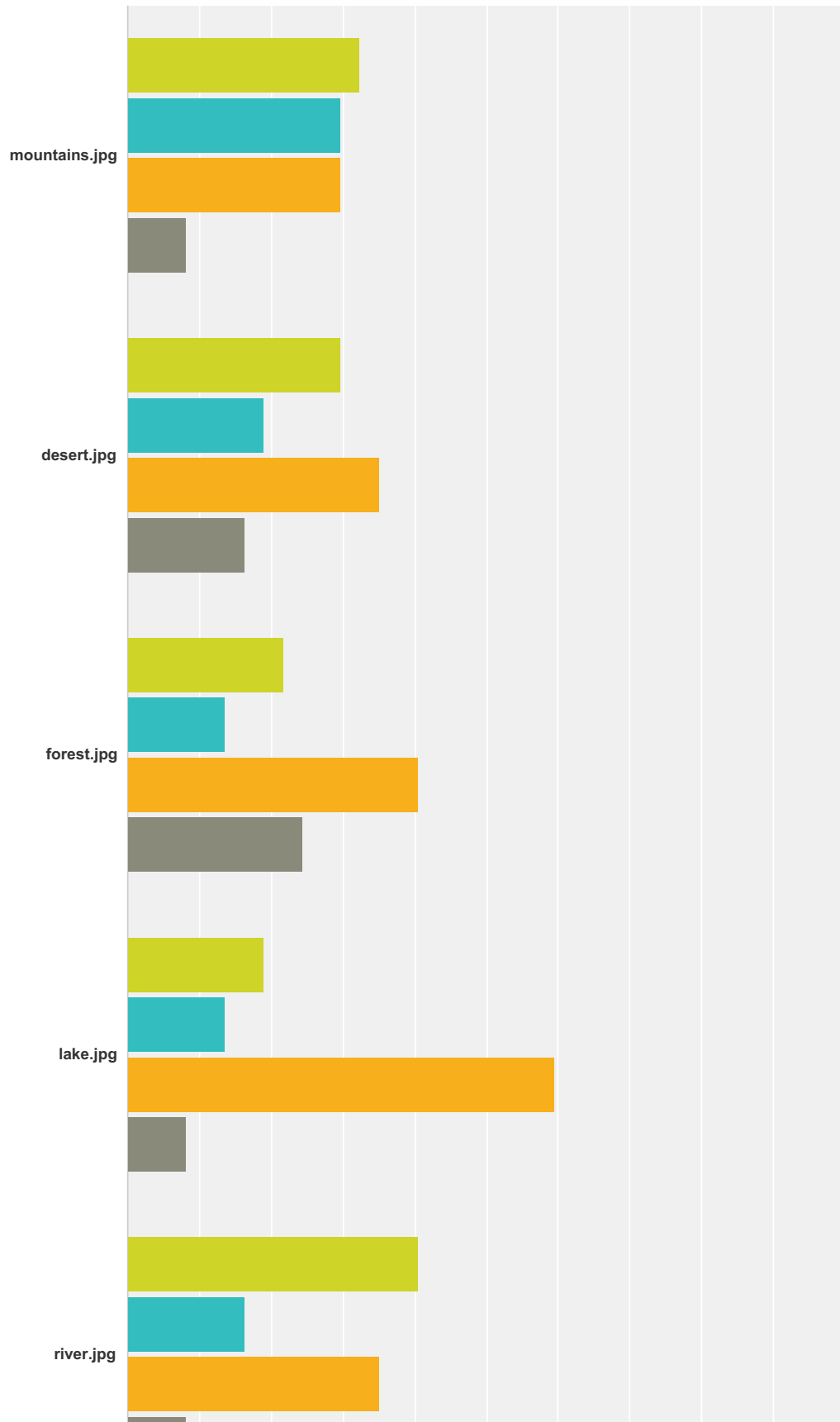
Q34 Are there any outdoor activities not listed above that you presently participate in?

Answered: 24 Skipped: 15

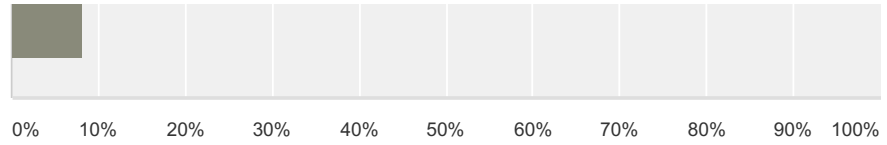
| # | Responses | Date |
|----|--|--------------------|
| 1 | No | 5/12/2016 2:05 PM |
| 2 | Four wheel | 5/3/2016 2:29 PM |
| 3 | sports | 4/26/2016 8:48 AM |
| 4 | Golf | 4/22/2016 2:18 PM |
| 5 | volleyball | 4/22/2016 10:35 AM |
| 6 | Softball, Four wheeling | 4/22/2016 10:34 AM |
| 7 | jump on my trapolene. | 4/21/2016 1:44 PM |
| 8 | ride bike go swimming | 4/21/2016 1:40 PM |
| 9 | No | 4/14/2016 12:43 PM |
| 10 | working,football, swimming, trampling, running, | 4/14/2016 12:40 PM |
| 11 | soccer, football,swimming, trampling ,working, running | 4/14/2016 12:40 PM |
| 12 | swimming | 4/14/2016 12:40 PM |
| 13 | no | 4/14/2016 12:35 PM |
| 14 | no | 3/31/2016 9:29 AM |
| 15 | fourwheeling,and thats it | 3/31/2016 8:44 AM |
| 16 | zoo,jump roping,phones,tablets,and more | 3/14/2016 10:33 AM |
| 17 | Going to the Recenter that has a great pool and all kinds of sports ,tennis,food, and basketball game. | 3/10/2016 3:05 PM |
| 18 | no | 3/9/2016 8:19 AM |
| 19 | Traveling | 3/7/2016 12:27 PM |
| 20 | Traveling | 3/7/2016 12:26 PM |
| 21 | What I like to do outside of school is to swim,racing and travling. | 3/3/2016 3:06 PM |
| 22 | Chicken chasing!!!!!! | 3/3/2016 1:14 PM |
| 23 | bilding forts | 3/3/2016 10:34 AM |
| 24 | Sometimes I go swimming. | 2/5/2016 8:45 AM |

Q35 How often have you done an activity in:






Answered: 37 Skipped: 2



Nature Connection Survey

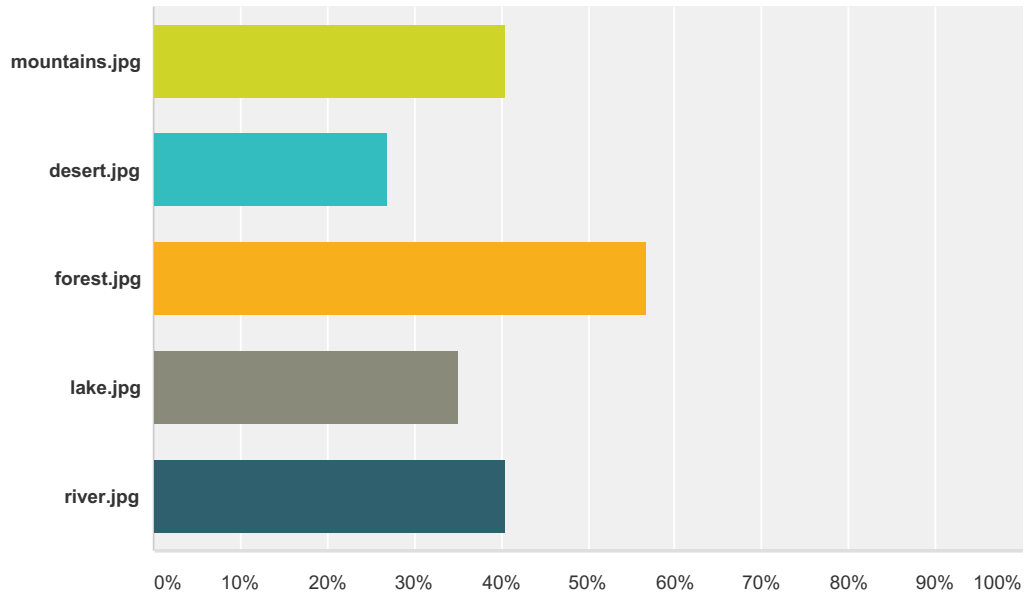







■ Never
 ■ Rarely
 ■ Often
 ■ Only on a school trip

| | Never | Rarely | Often | Only on a school trip | Total |
|---|--------------|--------------|--------------|-----------------------|-------|
|  | 32.43% 12 | 29.73% 11 | 29.73% 11 | 8.11% 3 | 37 |
|  | 29.73% 11 | 18.92% 7 | 35.14% 13 | 16.22% 6 | 37 |
|  | 21.62% 8 | 13.51% 5 | 40.54% 15 | 24.32% 9 | 37 |
|  | 18.92% 7 | 13.51% 5 | 59.46% 22 | 8.11% 3 | 37 |
|  | 40.54% 15 | 16.22% 6 | 35.14% 13 | 8.11% 3 | 37 |

**Q36 I would like to do more activities in...?
(please select your top 2 choices)**

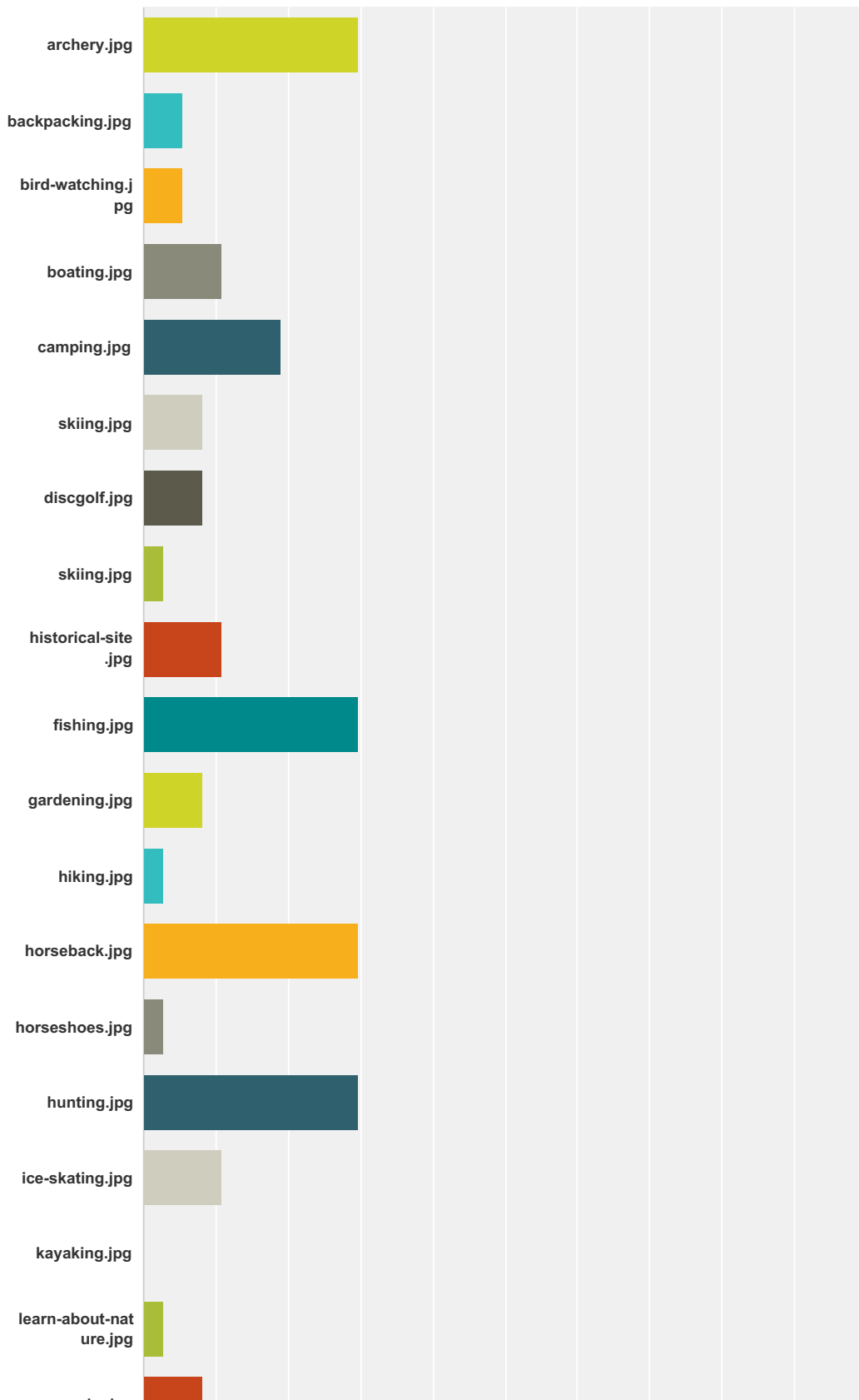
Answered: 37 Skipped: 2



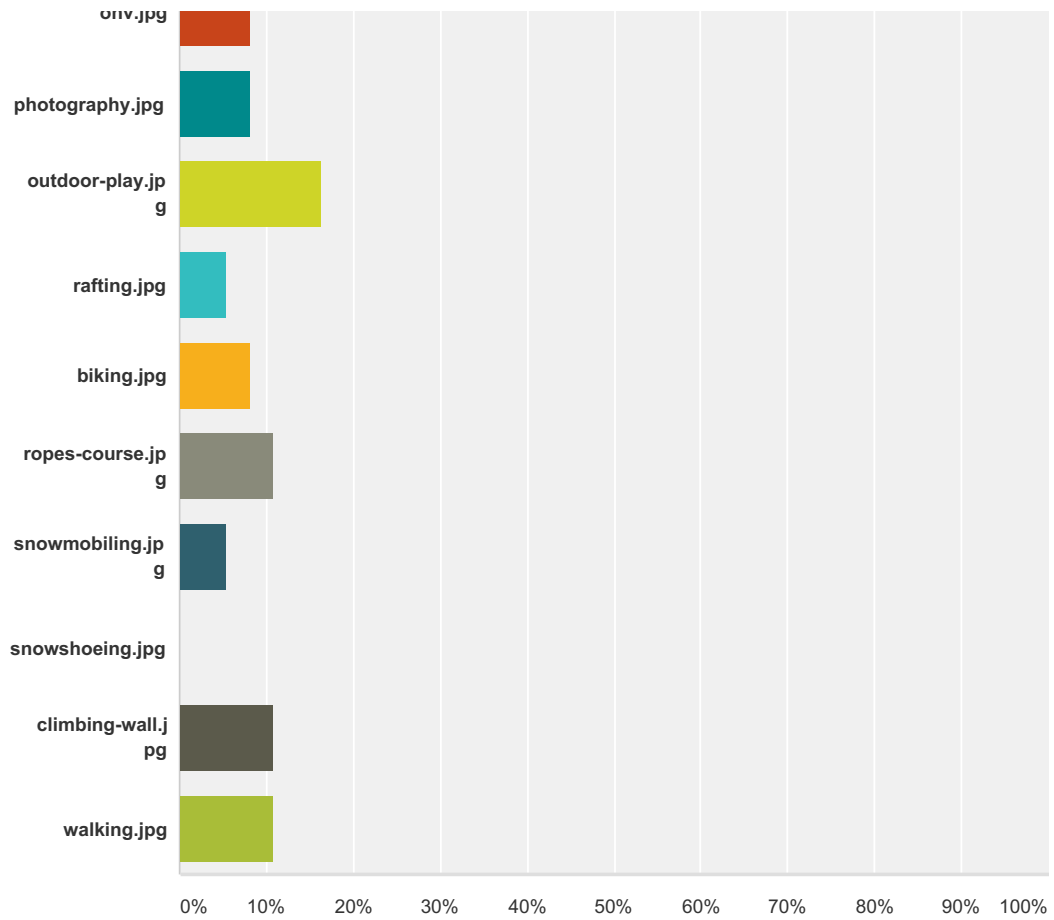
| Answer Choices | Responses |
|---|-----------|
|  | 40.54% 15 |
|  | 27.03% 10 |
|  | 56.76% 21 |
|  | 35.14% 13 |
|  | 40.54% 15 |
| Total Respondents: 37 | |








Q37 Please choose your 3 most favorite activities from among the following:

Answered: 37 Skipped: 2




















Nature Connection Survey



| Answer Choices | Responses | |
|---|-----------|----|
|  | 29.73% | 11 |
|  | 5.41% | 2 |
|  | 5.41% | 2 |
|  | 10.81% | 4 |
|  | 18.92% | 7 |
|  | 8.11% | 3 |
|  | 8.11% | 3 |

Nature Connection Survey

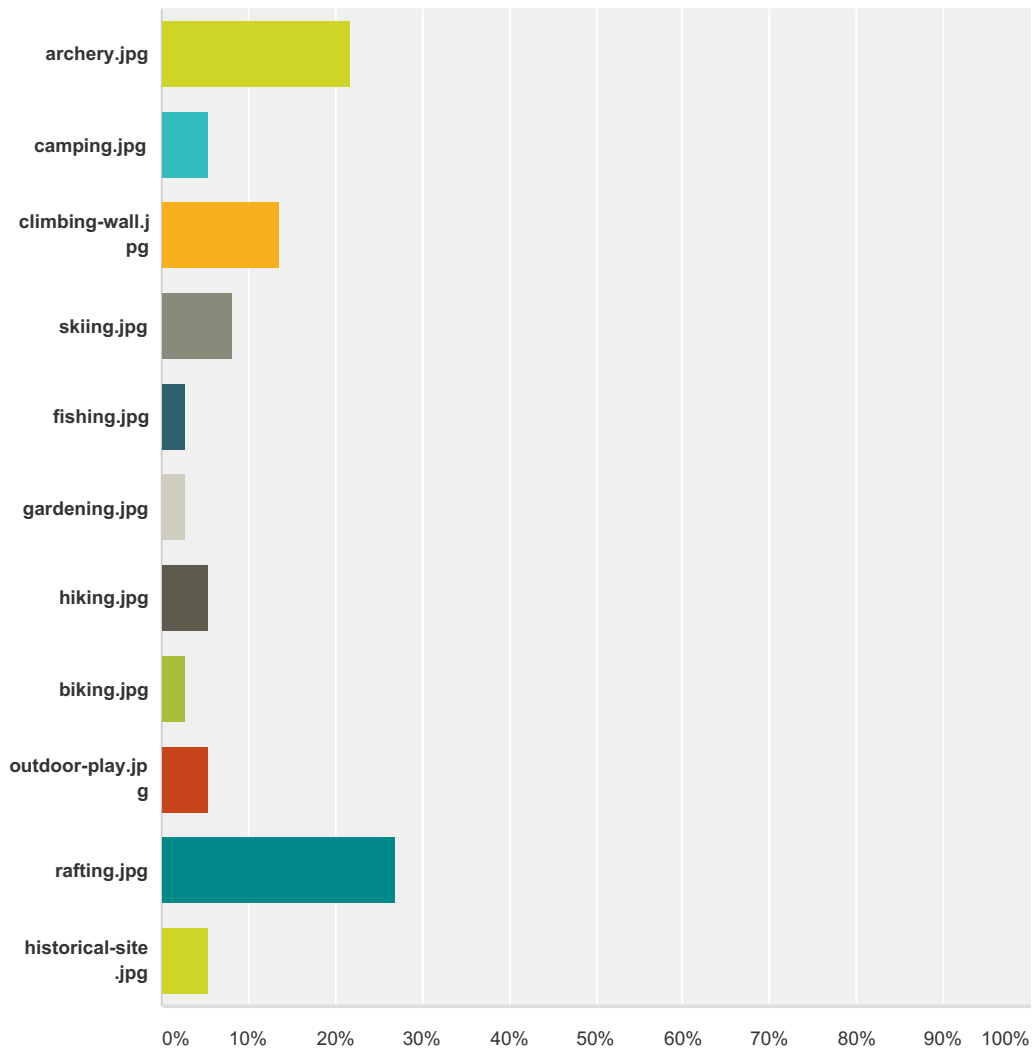
| | | |
|---|--------|----|
|  | 2.70% | 1 |
|  | 10.81% | 4 |
|  | 29.73% | 11 |
|  | 8.11% | 3 |
|  | 2.70% | 1 |
|  | 29.73% | 11 |
|  | 2.70% | 1 |
|  | 29.73% | 11 |
|  | 10.81% | 4 |
|  | 0.00% | 0 |
|  | 2.70% | 1 |
|  | 8.11% | 3 |
|  | 8.11% | 3 |
|  | 16.22% | 6 |
|  | 5.41% | 2 |
|  | 8.11% | 3 |
|  | 10.81% | 4 |





Nature Connection Survey

| | | |
|---|--------|---|
|  | 5.41% | 2 |
|  | 0.00% | 0 |
|  | 10.81% | 4 |
|  | 10.81% | 4 |
| Total Respondents: 37 | | |








Q38 Which new activity would you personally most like to try?

Answered: 37 Skipped: 2



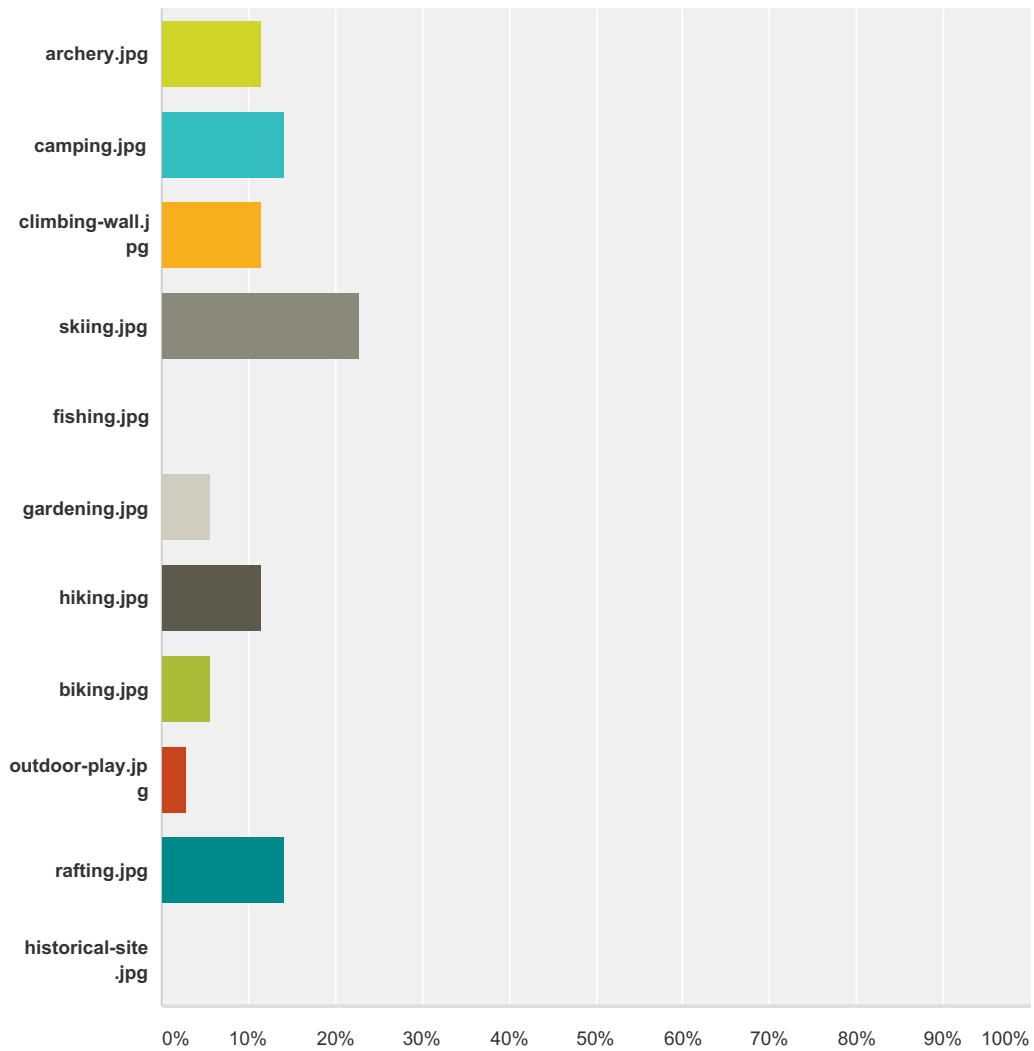
| Answer Choices | Responses |
|---|-----------|
|  | 21.62% 8 |
|  | 5.41% 2 |
|  | 13.51% 5 |
|  | 8.11% 3 |





Nature Connection Survey

| | | |
|---|--------|-----------|
|  | 2.70% | 1 |
|  | 2.70% | 1 |
|  | 5.41% | 2 |
|  | 2.70% | 1 |
|  | 5.41% | 2 |
|  | 27.03% | 10 |
|  | 5.41% | 2 |
| Total | | 37 |








Q39 Which new activity would you like to try with your family?

Answered: 35 Skipped: 4



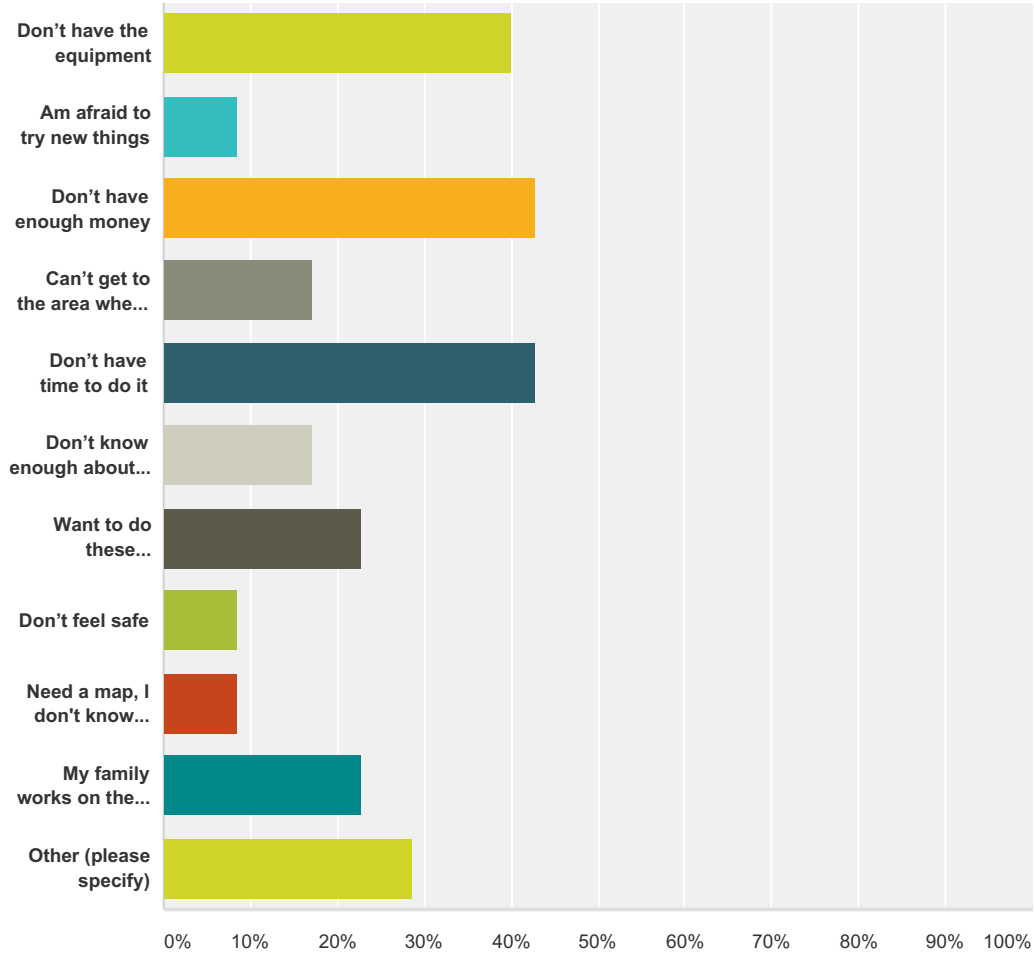
| Answer Choices | Responses |
|---|-----------|
|  | 11.43% 4 |
|  | 14.29% 5 |
|  | 11.43% 4 |
|  | 22.86% 8 |

Nature Connection Survey

| | | |
|---|--------|-----------|
|  | 0.00% | 0 |
|  | 5.71% | 2 |
|  | 11.43% | 4 |
|  | 5.71% | 2 |
|  | 2.86% | 1 |
|  | 14.29% | 5 |
|  | 0.00% | 0 |
| Total | | 35 |

**Q40 What obstacles keep you (and your family) from trying new activities outdoors?
Please choose your top 3:**

Answered: 35 Skipped: 4



| Answer Choices | Responses | Count |
|---|-----------|-------|
| Don't have the equipment | 40.00% | 14 |
| Am afraid to try new things | 8.57% | 3 |
| Don't have enough money | 42.86% | 15 |
| Can't get to the area where I can do the activity (transportation is a problem) | 17.14% | 6 |
| Don't have time to do it | 42.86% | 15 |
| Don't know enough about the activity | 17.14% | 6 |
| Want to do these activities with my friends, not by myself | 22.86% | 8 |
| Don't feel safe | 8.57% | 3 |
| Need a map, I don't know where to go | 8.57% | 3 |
| My family works on the weekends | 22.86% | 8 |

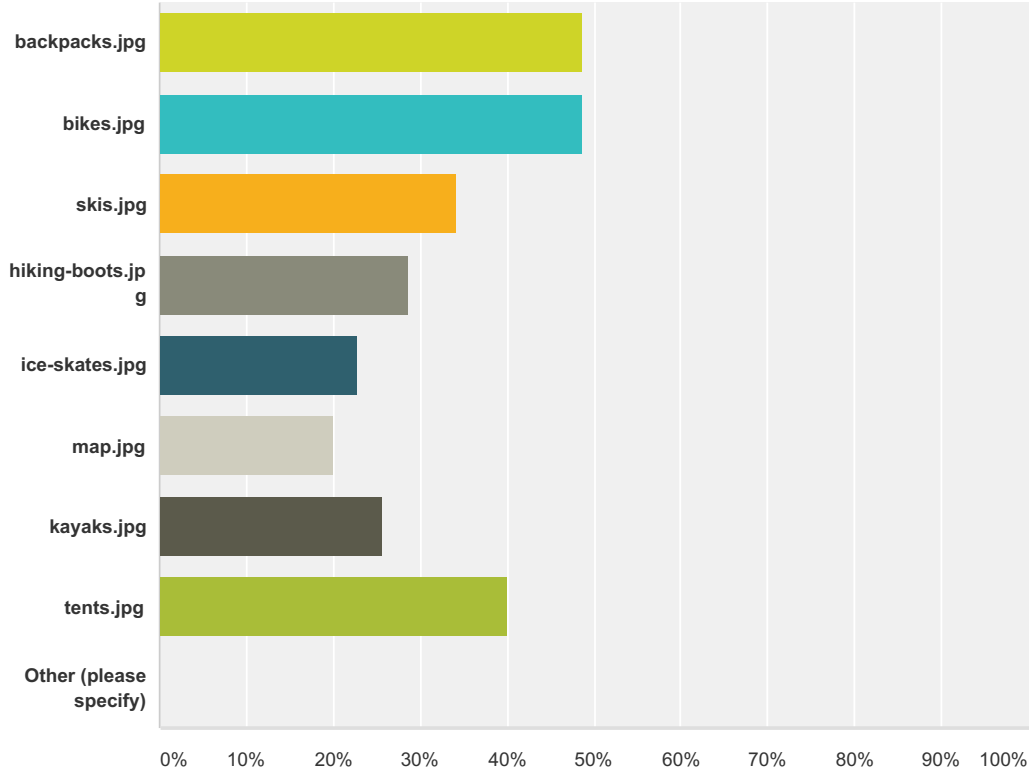
Nature Connection Survey







| | | |
|------------------------------|---------------|----|
| Other (please specify) | 28.57% | 10 |
| Total Respondents: 35 | | |

| # | Other (please specify) | Date |
|----|---|--------------------|
| 1 | Mom dose not like outdoor | 5/3/2016 2:33 PM |
| 2 | don't ever ever feel like or want to | 4/26/2016 10:42 AM |
| 3 | need to watch animals so they don't escape | 4/26/2016 8:54 AM |
| 4 | mom and dad are split up | 4/14/2016 12:48 PM |
| 5 | My dad is rarely home because he is on a helicopter flying him to a boat because he maps the bottom of the sea for oil. | 4/13/2016 12:34 PM |
| 6 | like being a person | 3/31/2016 9:37 AM |
| 7 | I don't think it's a good idea, but it doesn't even matter. The best idea would be a little bit more than one million dollars spent on just for a few things. I don't have enough money to buy a lot more difficult things to work on. The best way for me to get more money is not having any issue with my sister and brother.I'm gonna make a talent show with my sister and my grandpa. | 3/11/2016 8:48 AM |
| 8 | Sometimes transportation | 3/3/2016 3:09 PM |
| 9 | Can't take my Doberman with me.?? | 3/3/2016 1:21 PM |
| 10 | dont have time | 3/3/2016 9:29 AM |



Q41 If this equipment were available to my family and friends, I would get outside more often... (please choose your top 3):

Answered: 35 Skipped: 4



| Answer Choices | Responses |
|---|-----------|
|  | 48.57% 17 |
|  | 48.57% 17 |
|  | 34.29% 12 |
|  | 28.57% 10 |
|  | 22.86% 8 |
|  | 20.00% 7 |

Nature Connection Survey

| | | |
|---|---------------|----|
|  | 25.71% | 9 |
|  | 40.00% | 14 |
| Other (please specify) | 0.00% | 0 |
| Total Respondents: 35 | | |

| # | Other (please specify) | Date |
|---|-------------------------|------|
| | There are no responses. | |

Nature Connection Survey

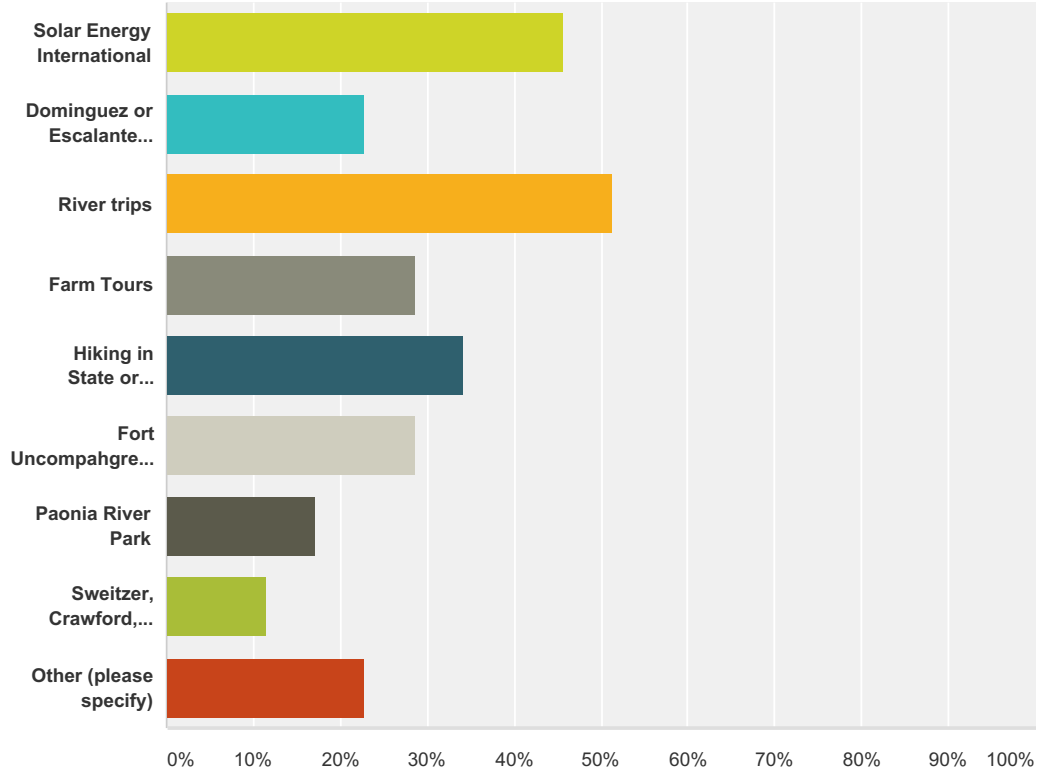
Q42 Is there any other equipment not mentioned above that you would like access to?

Answered: 10 Skipped: 29

| # | Responses | Date |
|----|--|--------------------|
| 1 | snowmobile | 4/26/2016 8:58 AM |
| 2 | HOrse back | 4/22/2016 2:25 PM |
| 3 | animals | 4/14/2016 12:50 PM |
| 4 | 1 horse | 4/14/2016 12:42 PM |
| 5 | I would like access to archery equipment. | 4/13/2016 12:35 PM |
| 6 | no | 3/31/2016 9:37 AM |
| 7 | bows. | 3/14/2016 9:51 AM |
| 8 | The only reasons why I need some camping things is because I am so excited to go Grandmesa and camp for four days. | 3/11/2016 8:55 AM |
| 9 | Horses | 3/3/2016 2:56 PM |
| 10 | Harness,chalk bag,climing shoes,and chalk. | 3/3/2016 1:25 PM |

Q43 What school field trips would you like to participate in more often? (Please choose your top 3):

Answered: 35 Skipped: 4



| Answer Choices | Responses |
|---|-----------|
| Solar Energy International | 45.71% 16 |
| Dominguez or Escalante Canyon | 22.86% 8 |
| River trips | 51.43% 18 |
| Farm Tours | 28.57% 10 |
| Hiking in State or National Public Lands (like Gunnison Gorge, Grand Mesa, Uncompahgre Plateau, or the West Elks) | 34.29% 12 |
| Fort Uncompahgre Living History Museum | 28.57% 10 |
| Paonia River Park | 17.14% 6 |
| Sweitzer, Crawford, Confluence, or other lake | 11.43% 4 |
| Other (please specify) | 22.86% 8 |
| Total Respondents: 35 | |

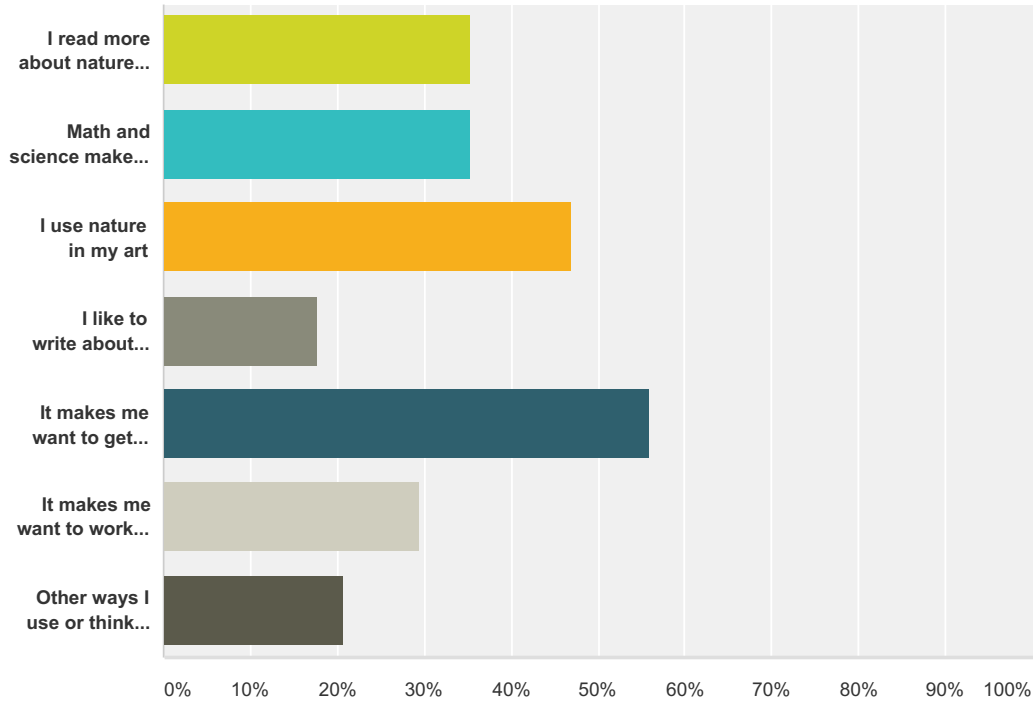
| # | Other (please specify) | Date |
|---|---------------------------------|--------------------|
| 1 | Mountains | 4/22/2016 10:40 AM |
| 2 | farm trips, fishing and camping | 4/14/2016 12:51 PM |

Nature Connection Survey

| | | |
|---|-----------------------------------|--------------------|
| 3 | river floating,camping | 4/14/2016 12:51 PM |
| 4 | horse back | 4/14/2016 12:43 PM |
| 5 | haft to have energy | 3/31/2016 9:38 AM |
| 6 | Cool math and science center | 3/3/2016 3:11 PM |
| 7 | Rock climbing (at Grand Junction) | 3/3/2016 1:27 PM |
| 8 | everything | 3/3/2016 9:32 AM |

Q44 How have your school field trips connected to your life? (Please choose your top 3):

Answered: 34 Skipped: 5



| Answer Choices | Responses |
|---|-----------|
| I read more about nature at home or school | 35.29% 12 |
| Math and science make more sense when I see how to use them | 35.29% 12 |
| I use nature in my art | 47.06% 16 |
| I like to write about what I see, hear and experience outdoors | 17.65% 6 |
| It makes me want to get outdoors more | 55.88% 19 |
| It makes me want to work in an outdoor related field when I grow up | 29.41% 10 |
| Other ways I use or think about my school field trips: | 20.59% 7 |
| Total Respondents: 34 | |

| # | Other ways I use or think about my school field trips: | Date |
|---|--|--------------------|
| 1 | i really have no comment. | 4/14/2016 12:58 PM |
| 2 | non i do not do already | 4/14/2016 12:53 PM |
| 3 | none i do all of that already | 4/14/2016 12:52 PM |
| 4 | like to do aert | 3/31/2016 9:39 AM |
| 5 | There fun | 3/7/2016 12:35 PM |
| 6 | Always helps me bond with my friends and family. | 3/3/2016 1:29 PM |

