

### Q1 Choose your survey language:

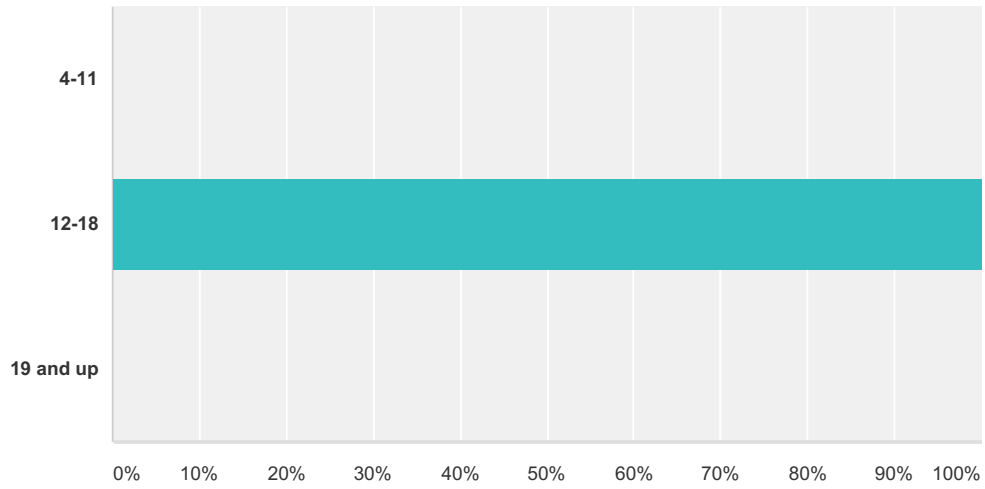
Answered: 21 Skipped: 0



Answer Choices	Responses
English	100.00% 21
Espanol	0.00% 0
<b>Total</b>	<b>21</b>

**Q2 Please choose your age range:**

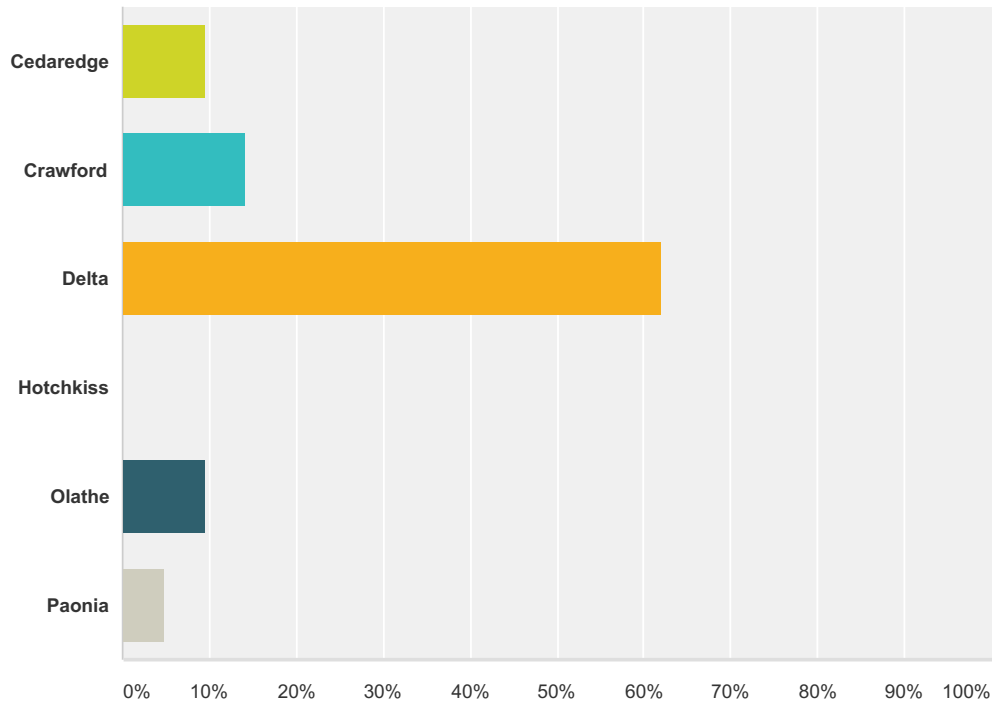
Answered: 21 Skipped: 0



Answer Choices	Responses
4-11	0.00% 0
12-18	100.00% 21
19 and up	0.00% 0
<b>Total</b>	<b>21</b>

### Q31 Which town do you live closest to?

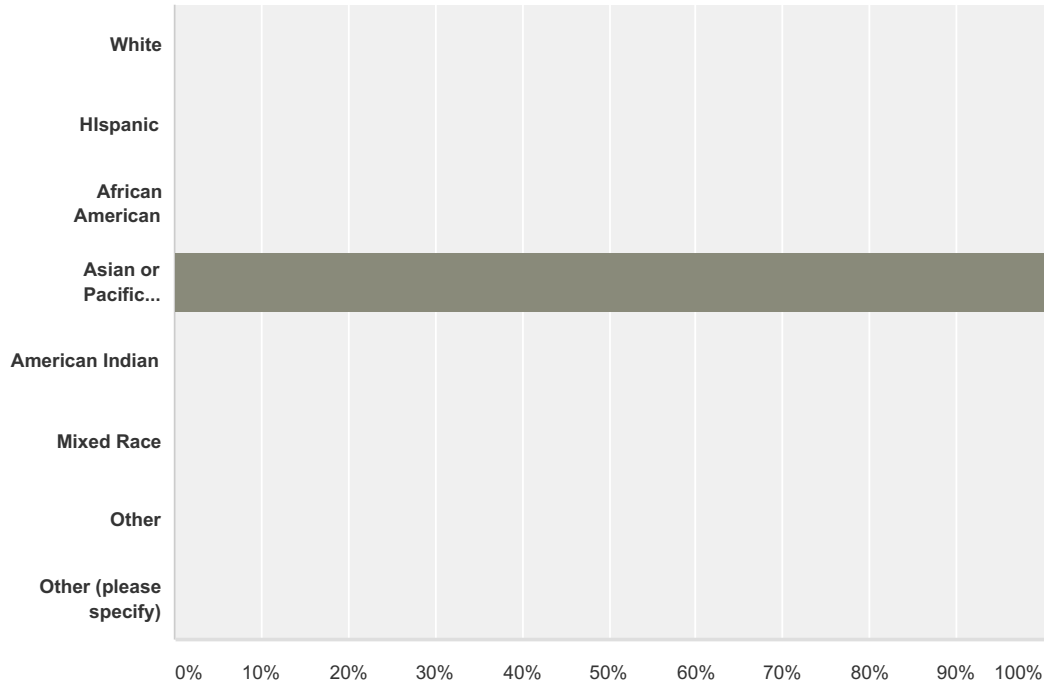
Answered: 21 Skipped: 0



Answer Choices	Responses
Cedaredge	9.52% 2
Crawford	14.29% 3
Delta	61.90% 13
Hotchkiss	0.00% 0
Olathe	9.52% 2
Paonia	4.76% 1
<b>Total</b>	<b>21</b>

### Q32 What is your ethnicity?

Answered: 21 Skipped: 0

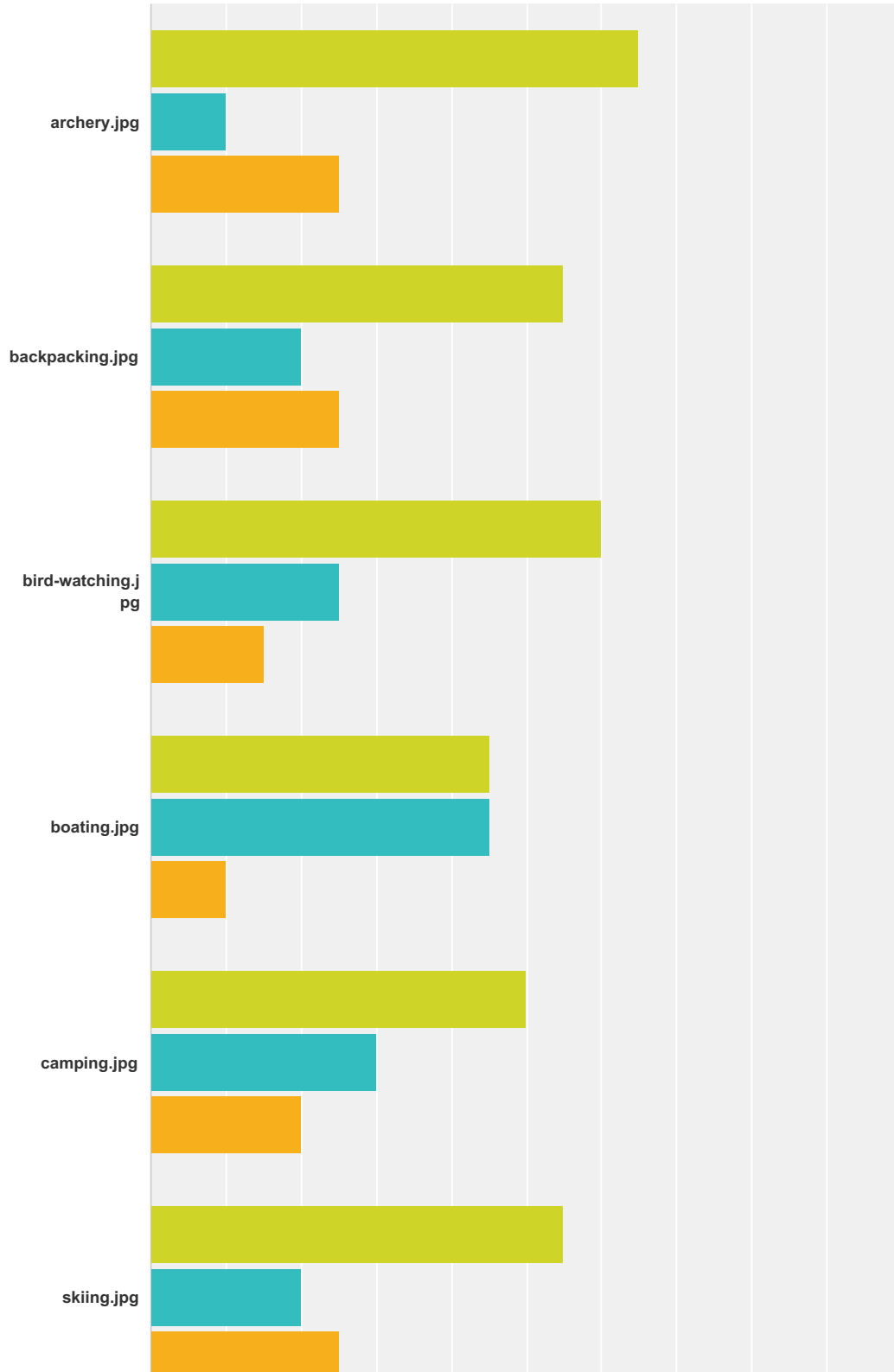


Answer Choices	Responses
White	0.00% 0
Hispanic	0.00% 0
African American	0.00% 0
Asian or Pacific Islander	100.00% 21
American Indian	0.00% 0
Mixed Race	0.00% 0
Other	0.00% 0
Other (please specify)	0.00% 0
<b>Total</b>	<b>21</b>

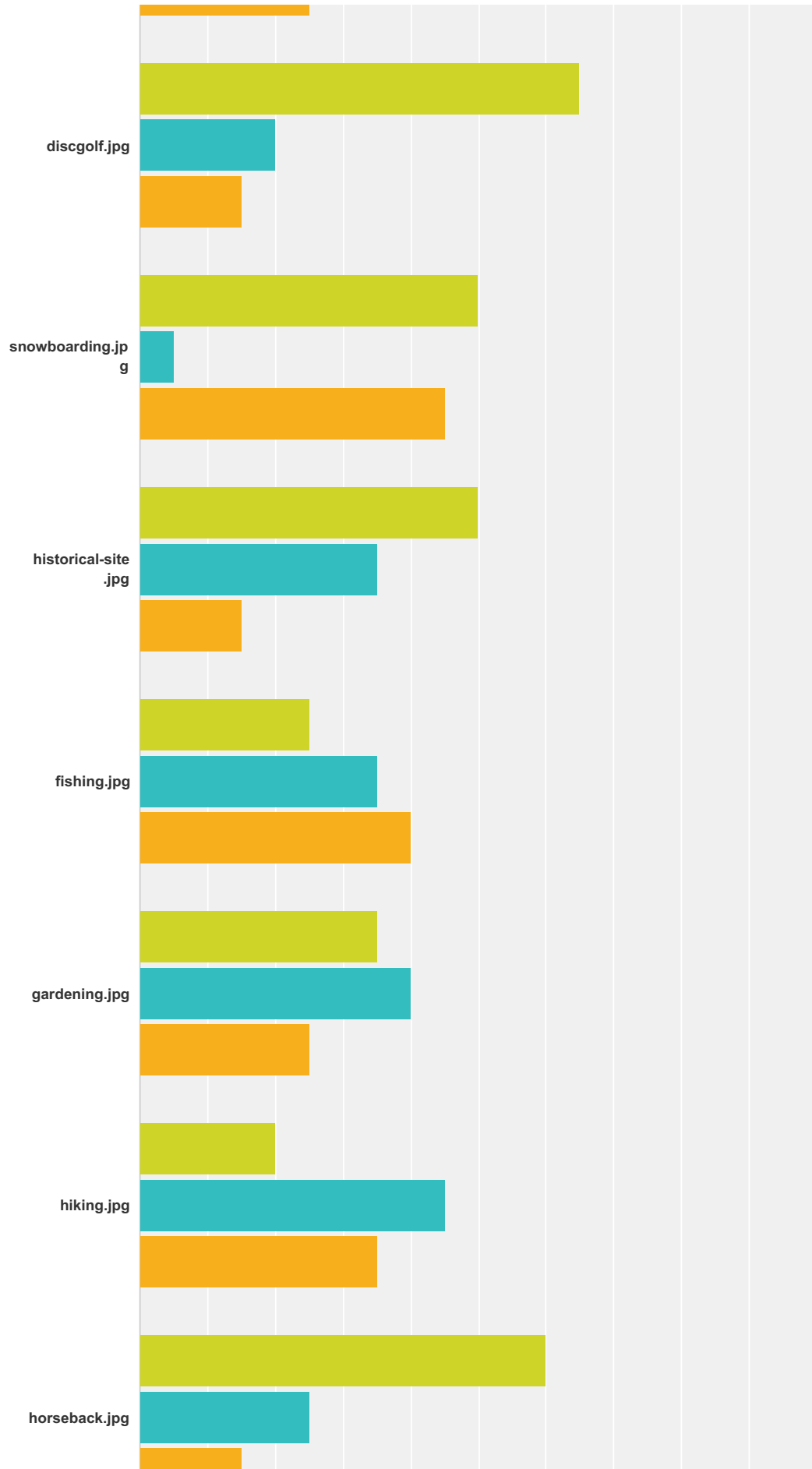
#	Other (please specify)	Date
	There are no responses.	

**Q33 Below is a list of activities available to kids and families in Western Colorado. Please indicate your level of participation in that activity:**

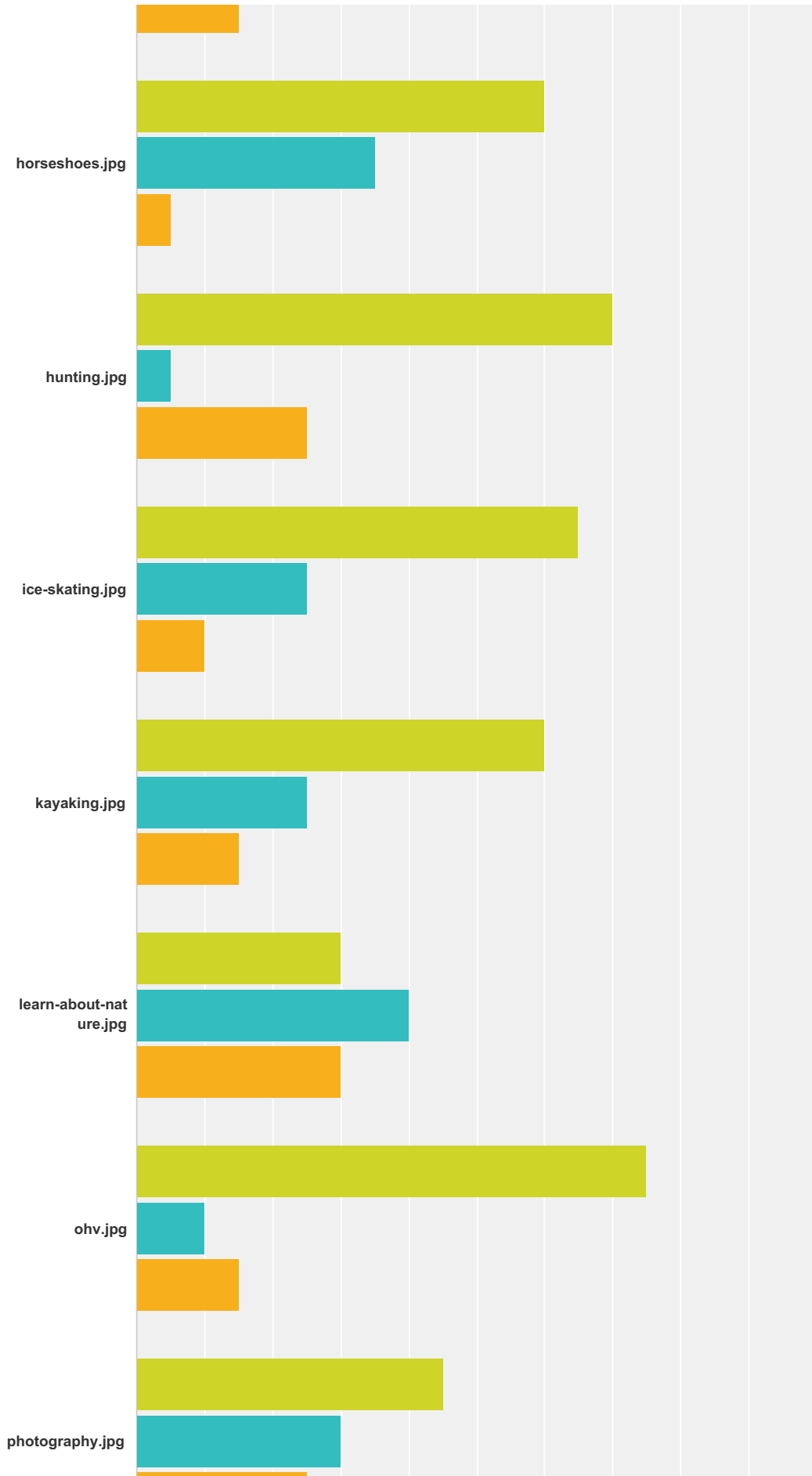
Answered: 20 Skipped: 1



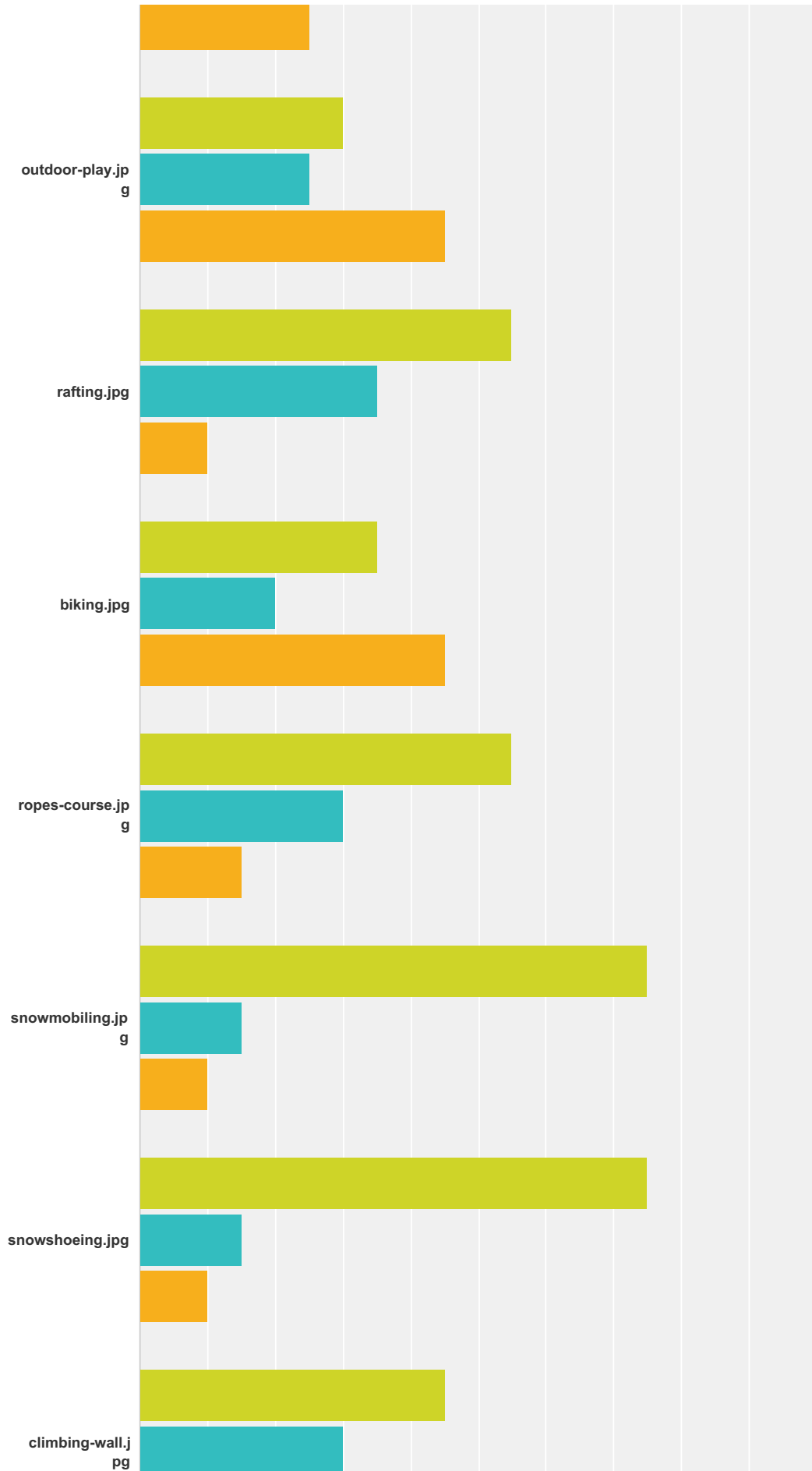
# Nature Connection Survey



# Nature Connection Survey

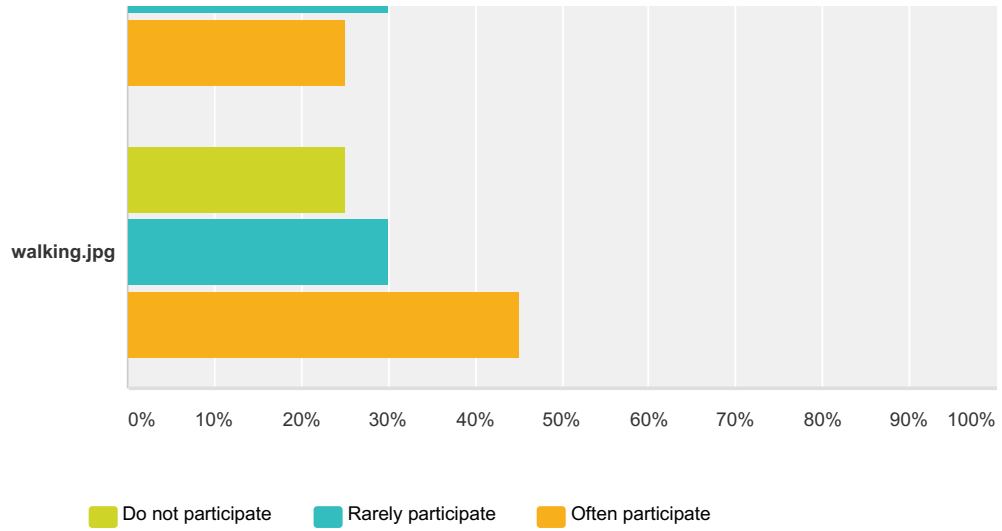










# Nature Connection Survey

















## Nature Connection Survey






	Do not participate	Rarely participate	Often participate	Total
	65.00% 13	10.00% 2	25.00% 5	20
	55.00% 11	20.00% 4	25.00% 5	20
	60.00% 12	25.00% 5	15.00% 3	20
	45.00% 9	45.00% 9	10.00% 2	20
	50.00% 10	30.00% 6	20.00% 4	20
	55.00% 11	20.00% 4	25.00% 5	20
	65.00% 13	20.00% 4	15.00% 3	20
	50.00% 10	5.00% 1	45.00% 9	20

## Nature Connection Survey

		<b>50.00%</b> 10	<b>35.00%</b> 7	<b>15.00%</b> 3	20
		<b>25.00%</b> 5	<b>35.00%</b> 7	<b>40.00%</b> 8	20
		<b>35.00%</b> 7	<b>40.00%</b> 8	<b>25.00%</b> 5	20
		<b>20.00%</b> 4	<b>45.00%</b> 9	<b>35.00%</b> 7	20
		<b>60.00%</b> 12	<b>25.00%</b> 5	<b>15.00%</b> 3	20
		<b>60.00%</b> 12	<b>35.00%</b> 7	<b>5.00%</b> 1	20
		<b>70.00%</b> 14	<b>5.00%</b> 1	<b>25.00%</b> 5	20
		<b>65.00%</b> 13	<b>25.00%</b> 5	<b>10.00%</b> 2	20
		<b>60.00%</b> 12	<b>25.00%</b> 5	<b>15.00%</b> 3	20
		<b>30.00%</b> 6	<b>40.00%</b> 8	<b>30.00%</b> 6	20
		<b>75.00%</b> 15	<b>10.00%</b> 2	<b>15.00%</b> 3	20
		<b>45.00%</b> 9	<b>30.00%</b> 6	<b>25.00%</b> 5	20

## Nature Connection Survey

		<b>30.00%</b> 6	<b>25.00%</b> 5	<b>45.00%</b> 9	20
		<b>55.00%</b> 11	<b>35.00%</b> 7	<b>10.00%</b> 2	20
		<b>35.00%</b> 7	<b>20.00%</b> 4	<b>45.00%</b> 9	20
		<b>55.00%</b> 11	<b>30.00%</b> 6	<b>15.00%</b> 3	20
		<b>75.00%</b> 15	<b>15.00%</b> 3	<b>10.00%</b> 2	20
		<b>75.00%</b> 15	<b>15.00%</b> 3	<b>10.00%</b> 2	20
		<b>45.00%</b> 9	<b>30.00%</b> 6	<b>25.00%</b> 5	20
		<b>25.00%</b> 5	<b>30.00%</b> 6	<b>45.00%</b> 9	20

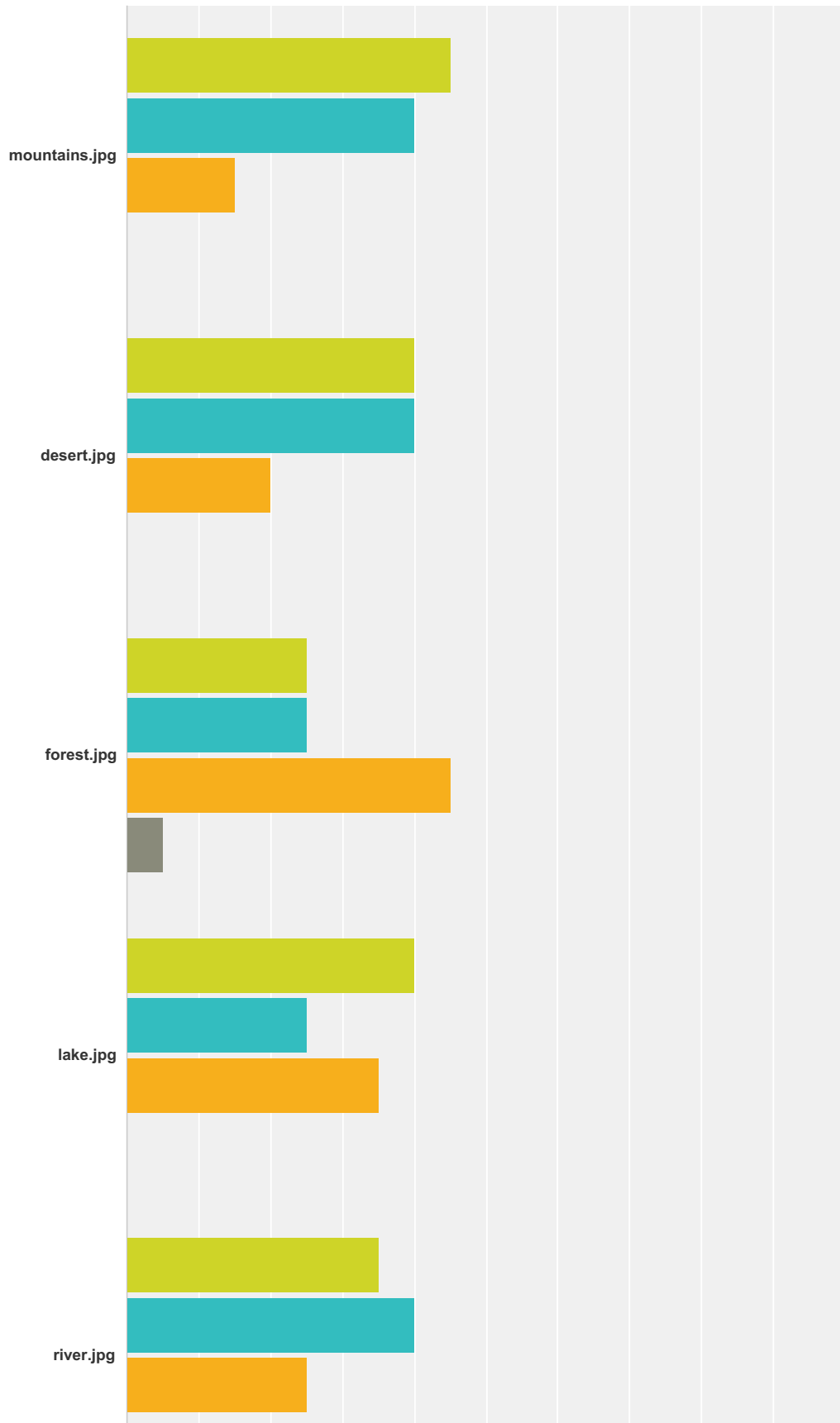
**Q34 Are there any outdoor activities not listed above that you presently participate in?**

Answered: 4 Skipped: 17

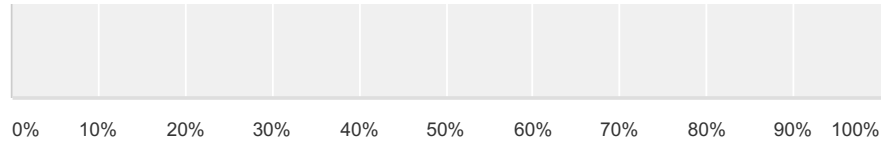
#	Responses	Date
1	Sports	4/27/2016 10:33 AM
2	Target Shooting	3/8/2016 12:11 PM
3	paint ball and training	2/22/2016 2:05 PM
4	no	2/8/2016 9:22 AM

### Q35 How often have you done an activity in:


Answered: 20 Skipped: 1



# Nature Connection Survey

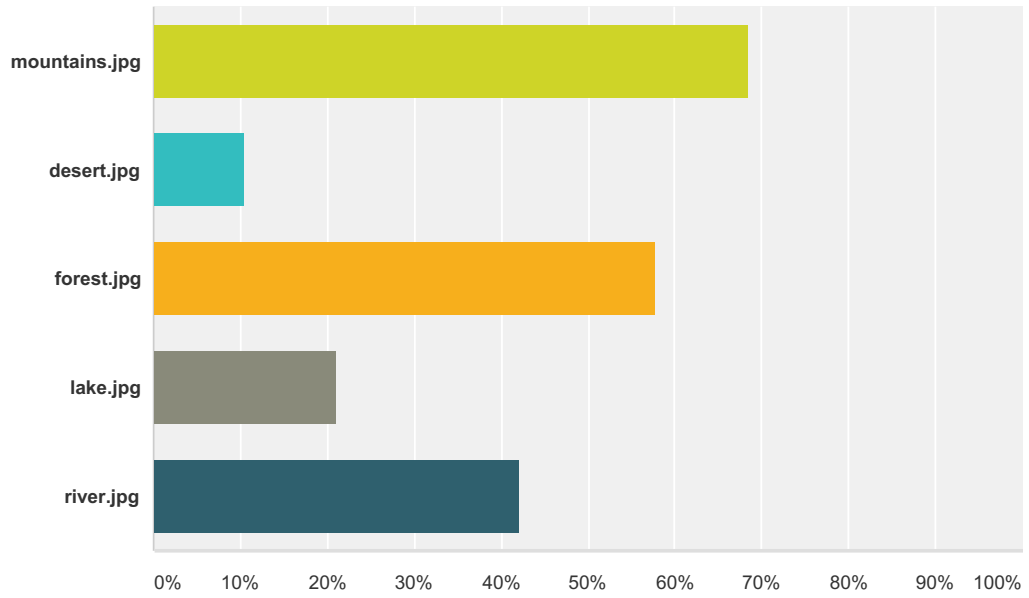







■ Never   
 ■ Rarely   
 ■ Often   
 ■ Only on a school trip

	Never	Rarely	Often	Only on a school trip	Total
	45.00% 9	40.00% 8	15.00% 3	0.00% 0	20
	40.00% 8	40.00% 8	20.00% 4	0.00% 0	20
	25.00% 5	25.00% 5	45.00% 9	5.00% 1	20
	40.00% 8	25.00% 5	35.00% 7	0.00% 0	20
	35.00% 7	40.00% 8	25.00% 5	0.00% 0	20

**Q36 I would like to do more activities in...?  
(please select your top 2 choices)**

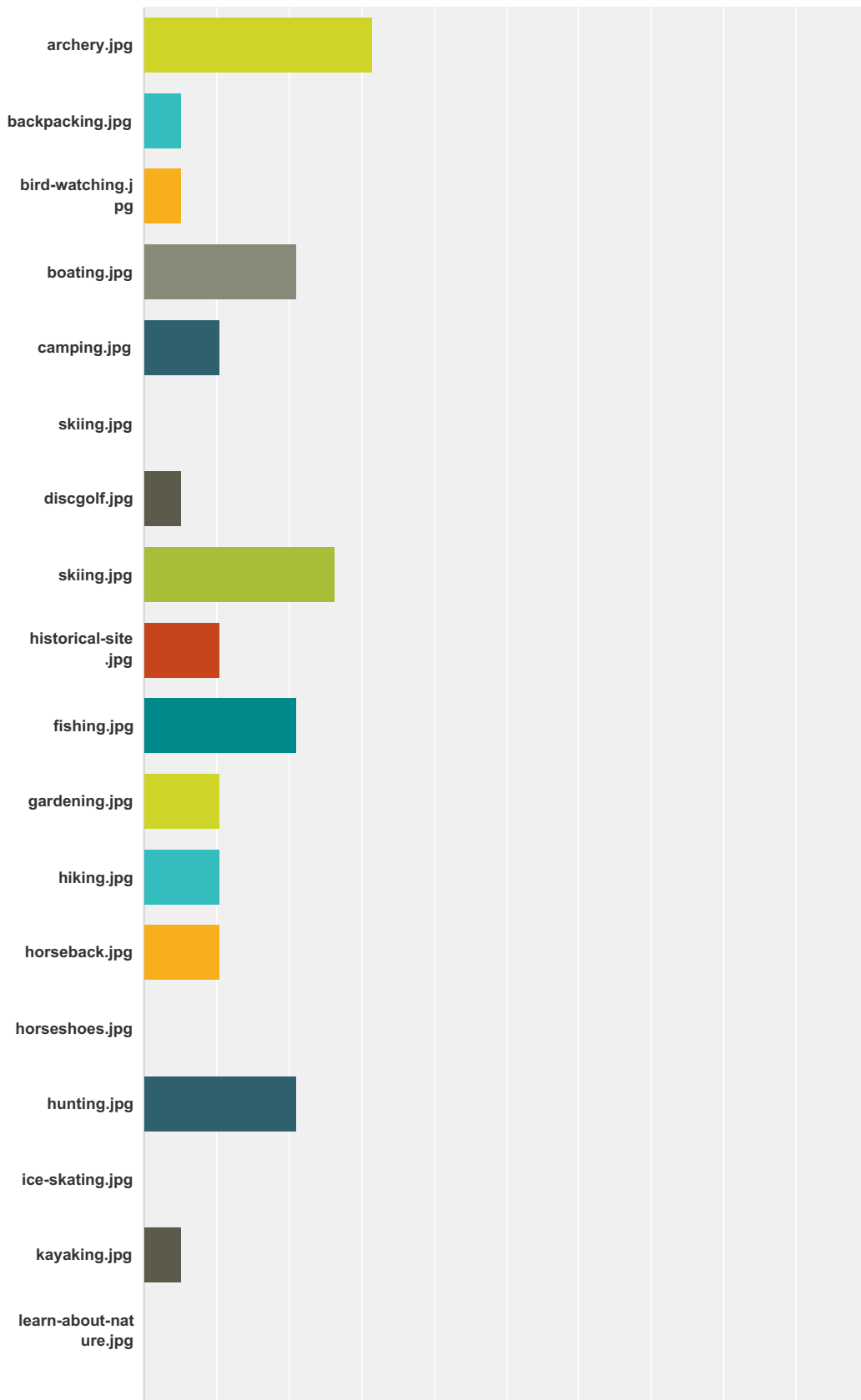
Answered: 19 Skipped: 2



Answer Choices	Responses
	68.42% 13
	10.53% 2
	57.89% 11
	21.05% 4
	42.11% 8
<b>Total Respondents: 19</b>	

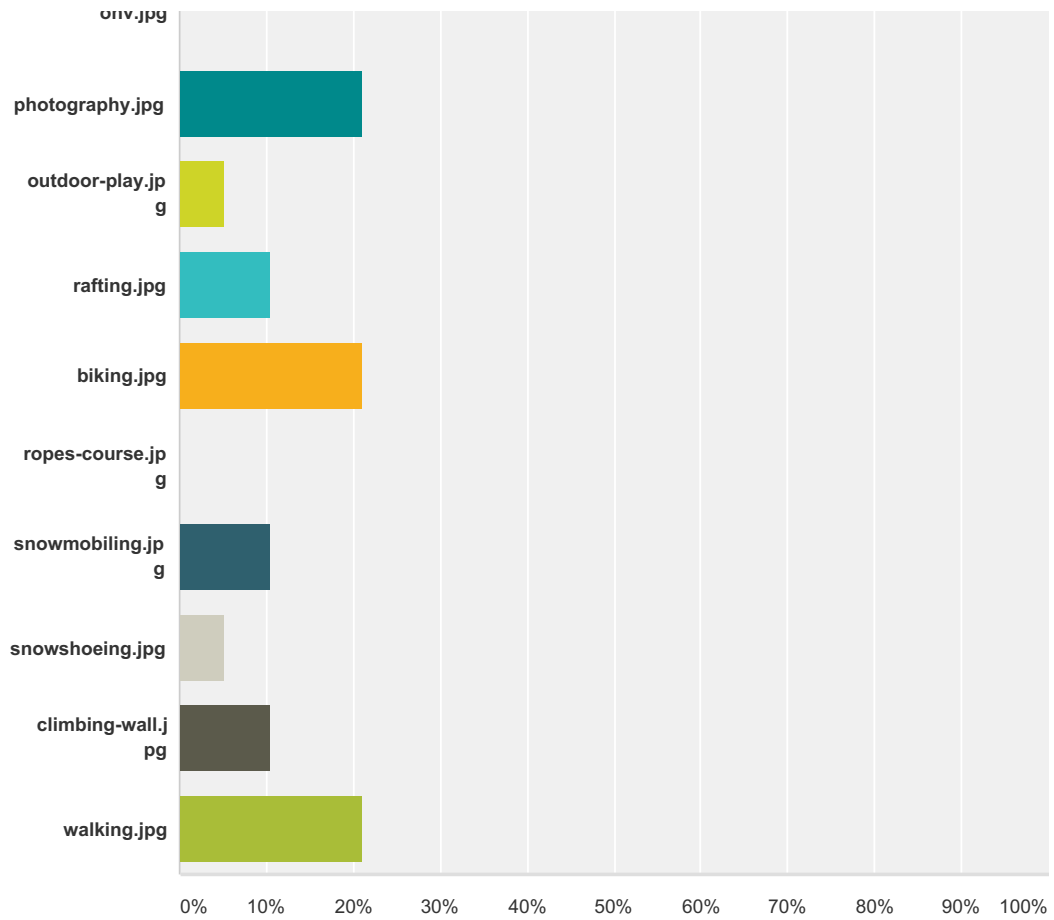
### Q37 Please choose your 3 most favorite activities from among the following:








Answered: 19 Skipped: 2





















## Nature Connection Survey



Answer Choices	Responses	
	31.58%	6
	5.26%	1
	5.26%	1
	21.05%	4
	10.53%	2
	0.00%	0
	5.26%	1

# Nature Connection Survey

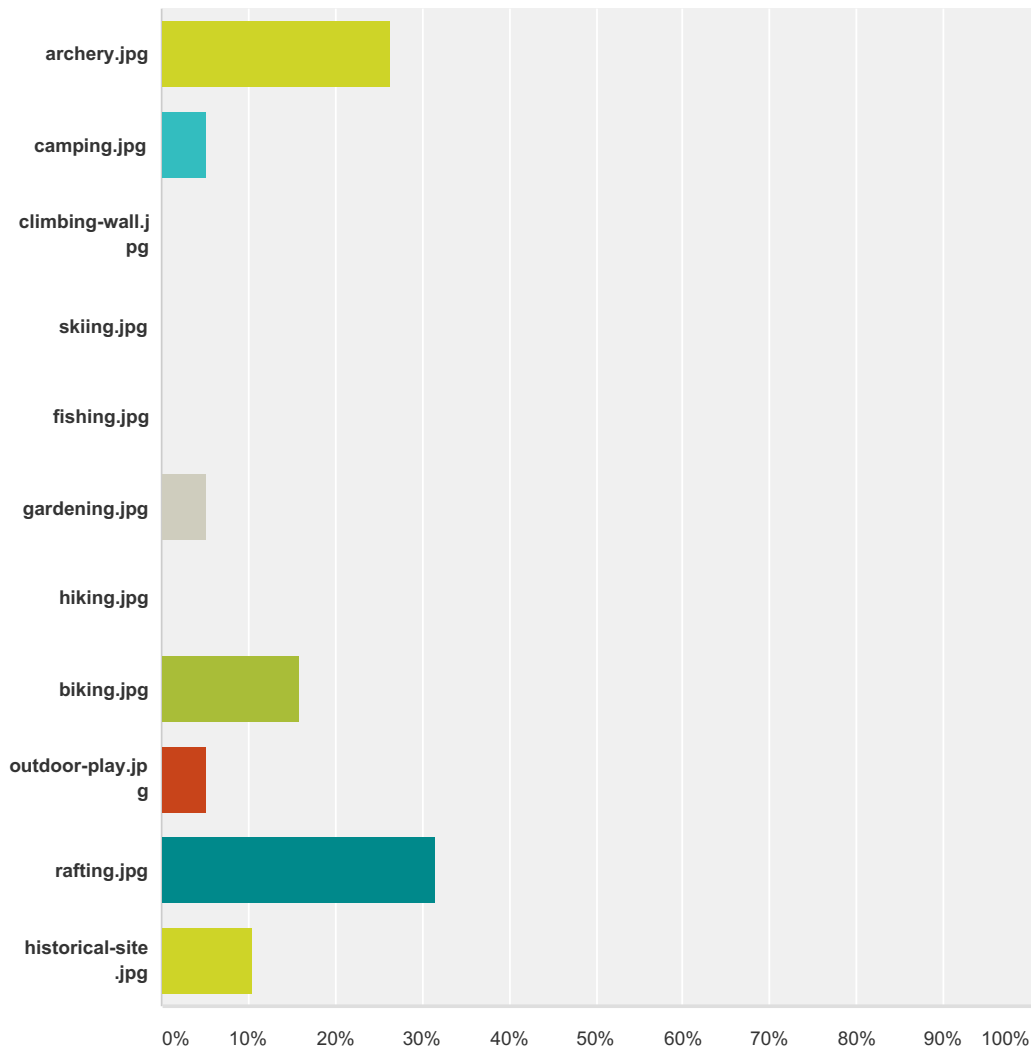
	<b>26.32%</b>	5
	<b>10.53%</b>	2
	<b>21.05%</b>	4
	<b>10.53%</b>	2
	<b>10.53%</b>	2
	<b>10.53%</b>	2
	<b>0.00%</b>	0
	<b>21.05%</b>	4
	<b>0.00%</b>	0
	<b>5.26%</b>	1
	<b>0.00%</b>	0
	<b>0.00%</b>	0
	<b>21.05%</b>	4
	<b>5.26%</b>	1
	<b>10.53%</b>	2
	<b>21.05%</b>	4
	<b>0.00%</b>	0





# Nature Connection Survey

	10.53%	2
	5.26%	1
	10.53%	2
	21.05%	4
<b>Total Respondents: 19</b>		








### Q38 Which new activity would you personally most like to try?

Answered: 19 Skipped: 2



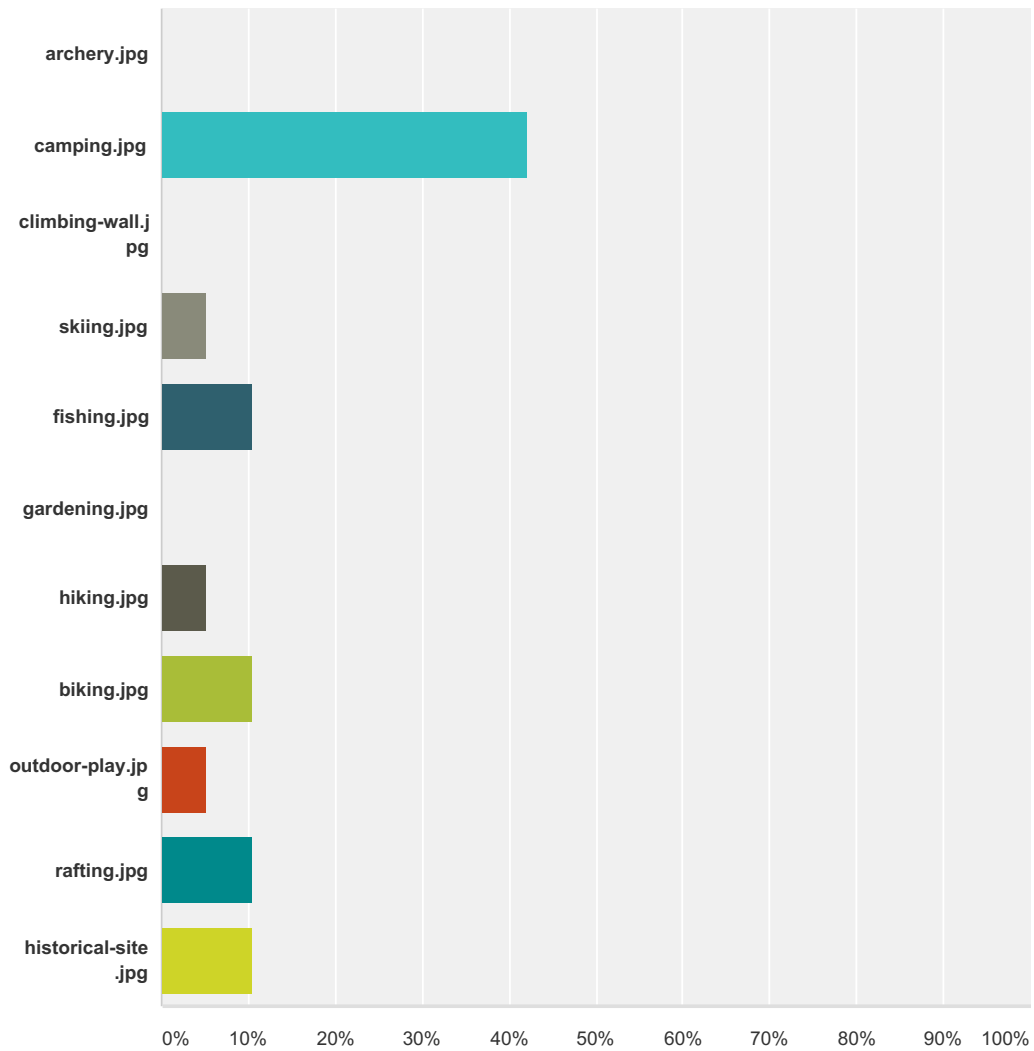
Answer Choices	Responses
	26.32% 5
	5.26% 1
	0.00% 0
	0.00% 0





## Nature Connection Survey

	0.00%	0
	5.26%	1
	0.00%	0
	15.79%	3
	5.26%	1
	31.58%	6
	10.53%	2
<b>Total</b>		<b>19</b>








### Q39 Which new activity would you like to try with your family?

Answered: 19 Skipped: 2



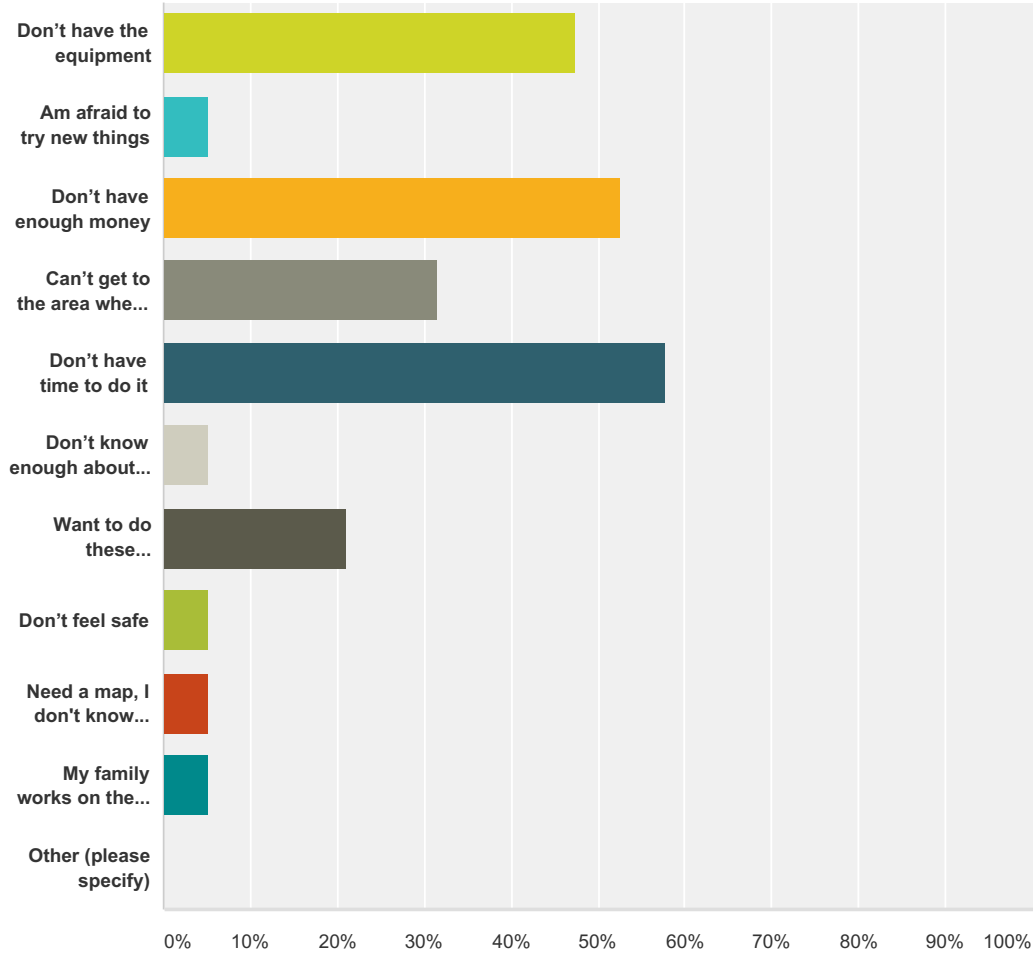
Answer Choices	Responses
	0.00% 0
	42.11% 8
	0.00% 0
	5.26% 1

## Nature Connection Survey

	10.53%	2
	0.00%	0
	5.26%	1
	10.53%	2
	5.26%	1
	10.53%	2
	10.53%	2
<b>Total</b>		<b>19</b>

**Q40 What obstacles keep you (and your family) from trying new activities outdoors?  
Please choose your top 3:**

Answered: 19 Skipped: 2



Answer Choices	Responses
Don't have the equipment	47.37% 9
Am afraid to try new things	5.26% 1
Don't have enough money	52.63% 10
Can't get to the area where I can do the activity (transportation is a problem)	31.58% 6
Don't have time to do it	57.89% 11
Don't know enough about the activity	5.26% 1
Want to do these activities with my friends, not by myself	21.05% 4
Don't feel safe	5.26% 1
Need a map, I don't know where to go	5.26% 1
My family works on the weekends	5.26% 1



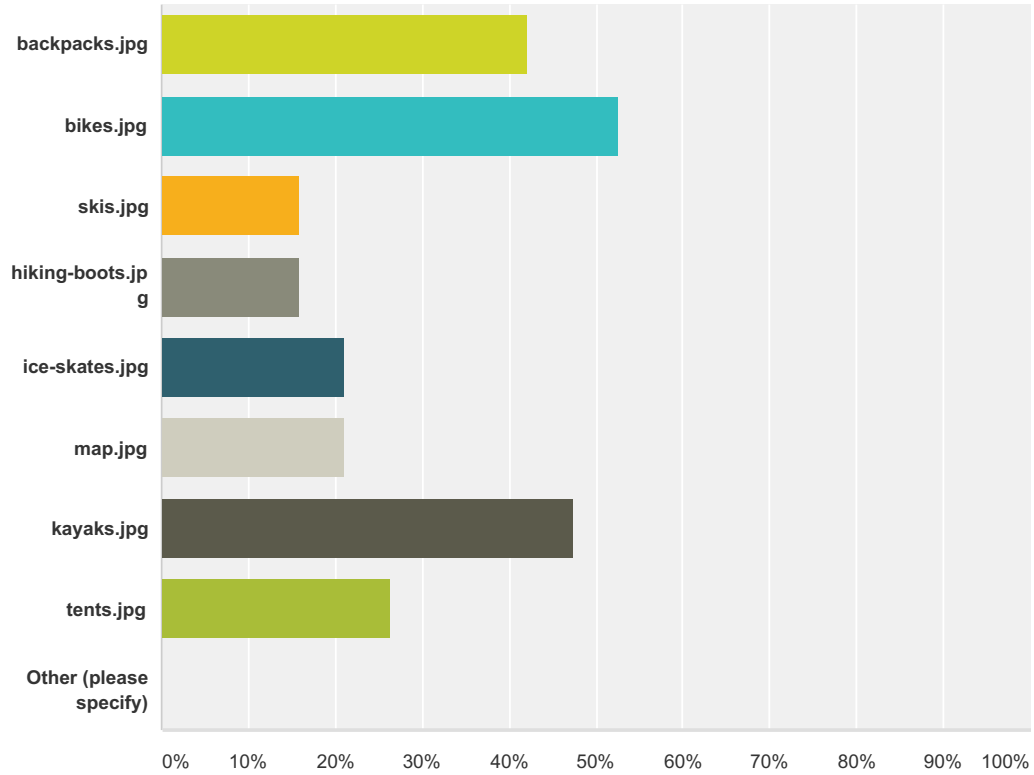
# Nature Connection Survey







Other (please specify)	0.00%	0
<b>Total Respondents: 19</b>		

#	Other (please specify)	Date
	There are no responses.	

**Q41 If this equipment were available to my family and friends, I would get outside more often... (please choose your top 3):**

Answered: 19 Skipped: 2



Answer Choices	Responses
	42.11% 8
	52.63% 10
	15.79% 3
	15.79% 3
	21.05% 4
	21.05% 4

## Nature Connection Survey

	<b>47.37%</b>	9
	<b>26.32%</b>	5
Other (please specify)	<b>0.00%</b>	0
<b>Total Respondents: 19</b>		

#	Other (please specify)	Date
	There are no responses.	

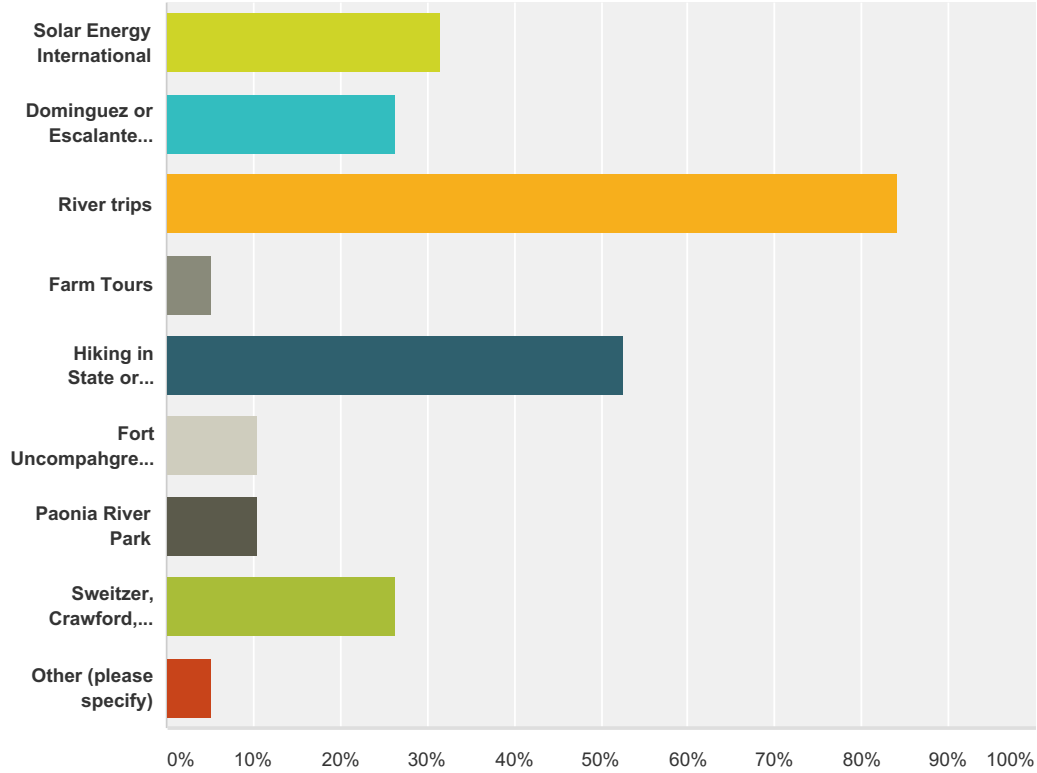
**Q42 Is there any other equipment not mentioned above that you would like access to?**

Answered: 2 Skipped: 19

#	Responses	Date
1	fishing rod	3/8/2016 12:44 PM
2	hunting equipment	2/22/2016 2:10 PM

**Q43 What school field trips would you like to participate in more often? (Please choose your top 3):**

Answered: 19 Skipped: 2

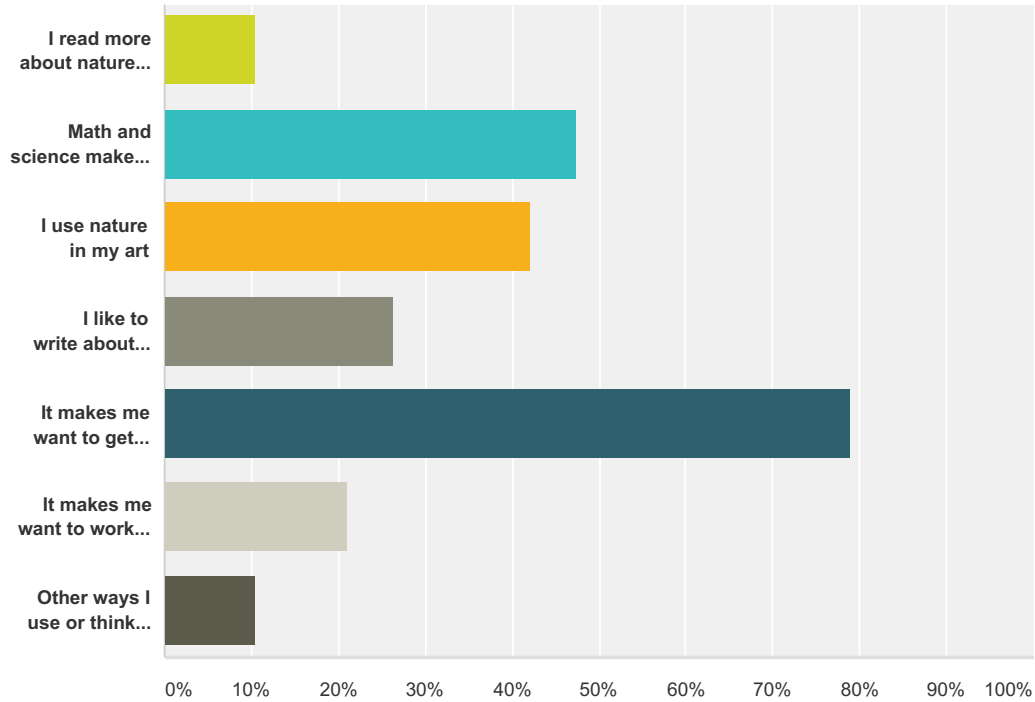


Answer Choices	Responses
Solar Energy International	31.58% 6
Dominguez or Escalante Canyon	26.32% 5
River trips	84.21% 16
Farm Tours	5.26% 1
Hiking in State or National Public Lands (like Gunnison Gorge, Grand Mesa, Uncompahgre Plateau, or the West Elks)	52.63% 10
Fort Uncompahgre Living History Museum	10.53% 2
Paonia River Park	10.53% 2
Sweitzer, Crawford, Confluence, or other lake	26.32% 5
Other (please specify)	5.26% 1
<b>Total Respondents: 19</b>	

#	Other (please specify)	Date
1	mountain biking	3/3/2016 11:32 AM

### Q44 How have your school field trips connected to your life? (Please choose your top 3):

Answered: 19 Skipped: 2



Answer Choices	Responses
I read more about nature at home or school	10.53% 2
Math and science make more sense when I see how to use them	47.37% 9
I use nature in my art	42.11% 8
I like to write about what I see, hear and experience outdoors	26.32% 5
It makes me want to get outdoors more	78.95% 15
It makes me want to work in an outdoor related field when I grow up	21.05% 4
Other ways I use or think about my school field trips:	10.53% 2
<b>Total Respondents: 19</b>	

#	Other ways I use or think about my school field trips:	Date
1	Having a good time	3/8/2016 12:45 PM
2	Maybe if we had some...	2/25/2016 10:26 AM

**Q45 Thank you for taking the survey. If you have any other comments you would like to share please provide them here:**

Answered: 3 Skipped: 18

#	Responses	Date
1	I dont know	4/27/2016 10:39 AM
2	no	3/9/2016 4:28 PM
3	I think it would be nice if we could go on more trips to do activities like hike or just anything outdoors.	2/25/2016 10:27 AM