

Q1 Choose your survey language:

Answered: 35 Skipped: 0



Answer Choices	Responses
English	100.00% 35
Espanol	0.00% 0
Total	35

Q2 Please choose your age range:

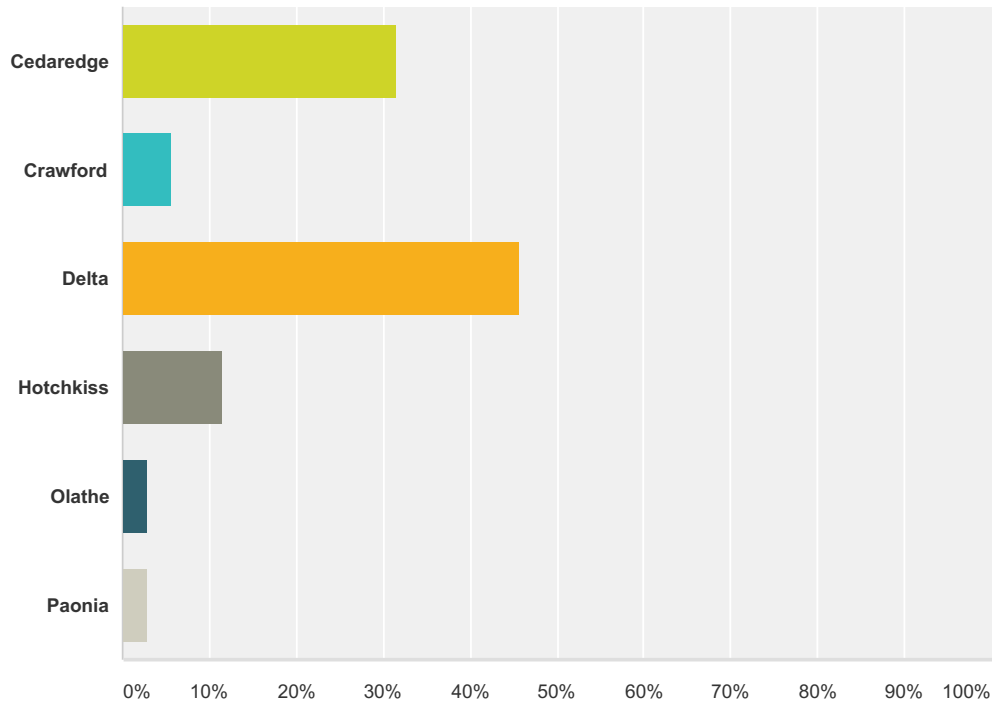
Answered: 35 Skipped: 0



Answer Choices	Responses
4-11	0.00% 0
12-18	100.00% 35
19 and up	0.00% 0
Total	35

Q31 Which town do you live closest to?

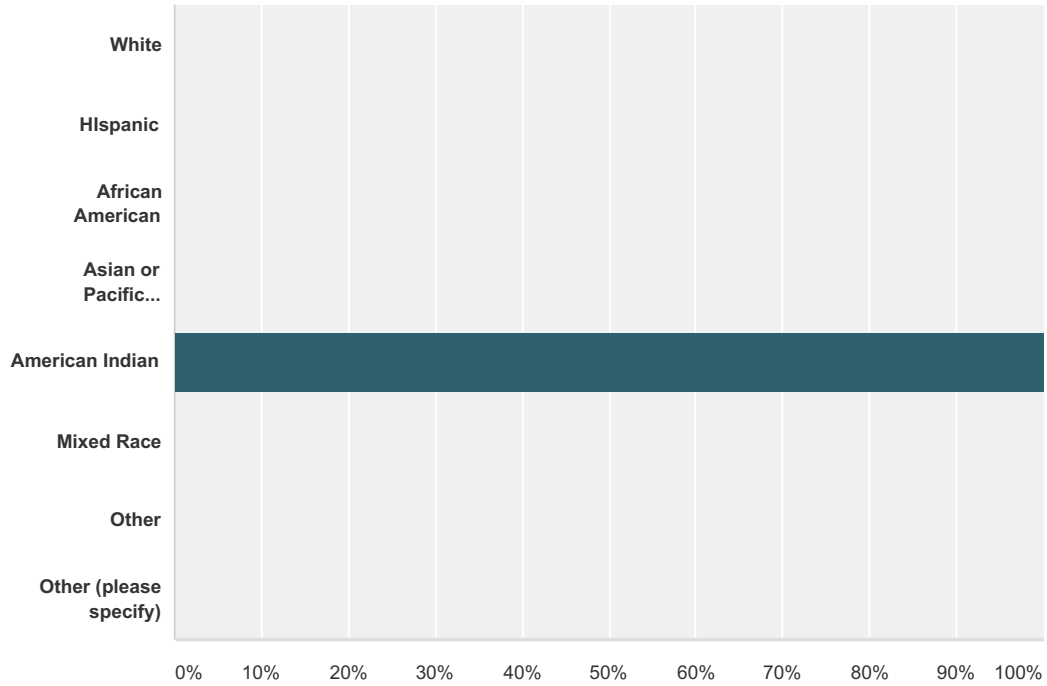
Answered: 35 Skipped: 0



Answer Choices	Responses
Cedaredge	31.43% 11
Crawford	5.71% 2
Delta	45.71% 16
Hotchkiss	11.43% 4
Olathe	2.86% 1
Paonia	2.86% 1
Total	35

Q32 What is your ethnicity?

Answered: 35 Skipped: 0

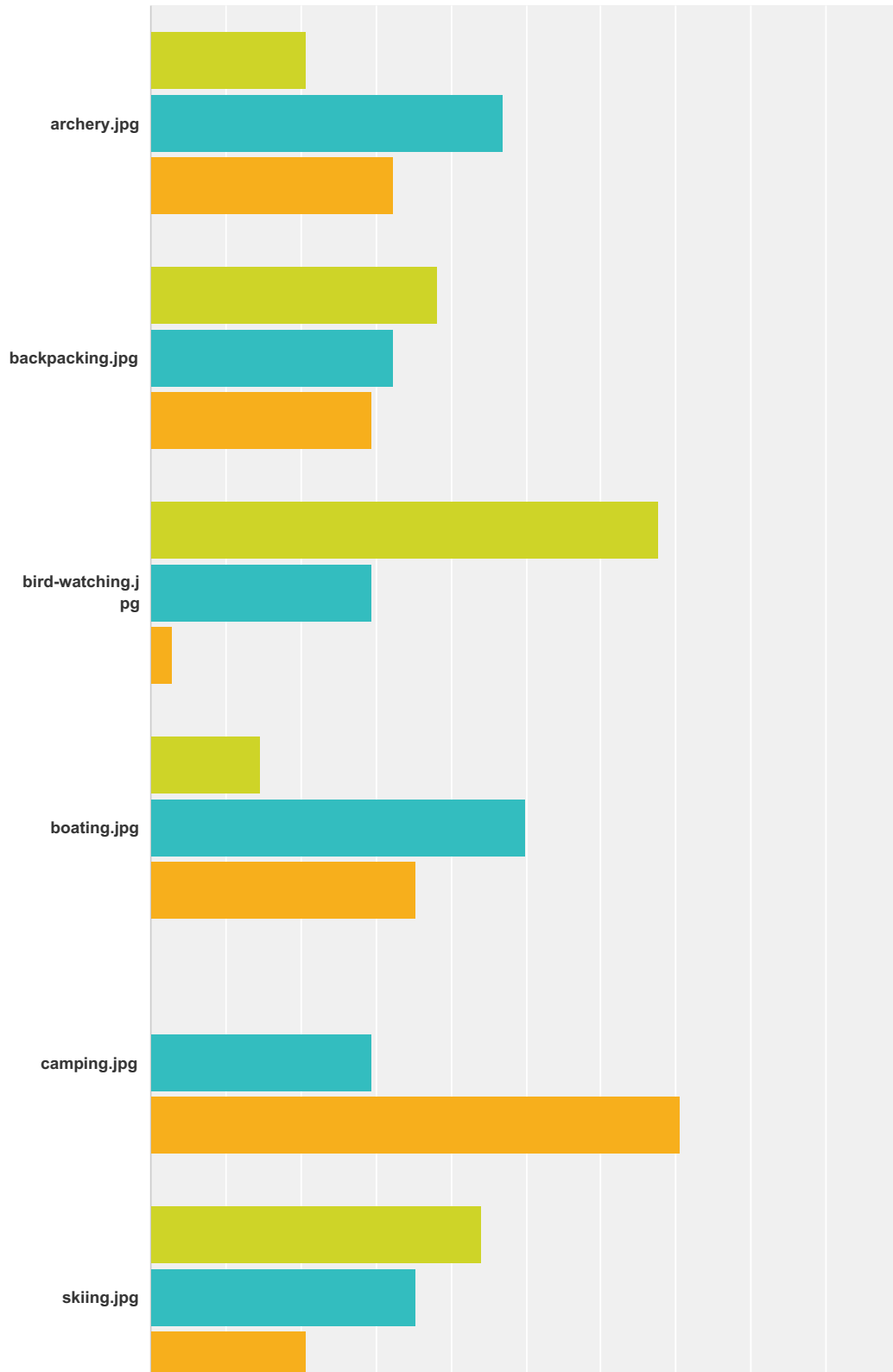


Answer Choices	Responses
White	0.00% 0
Hispanic	0.00% 0
African American	0.00% 0
Asian or Pacific Islander	0.00% 0
American Indian	100.00% 35
Mixed Race	0.00% 0
Other	0.00% 0
Other (please specify)	0.00% 0
Total	35

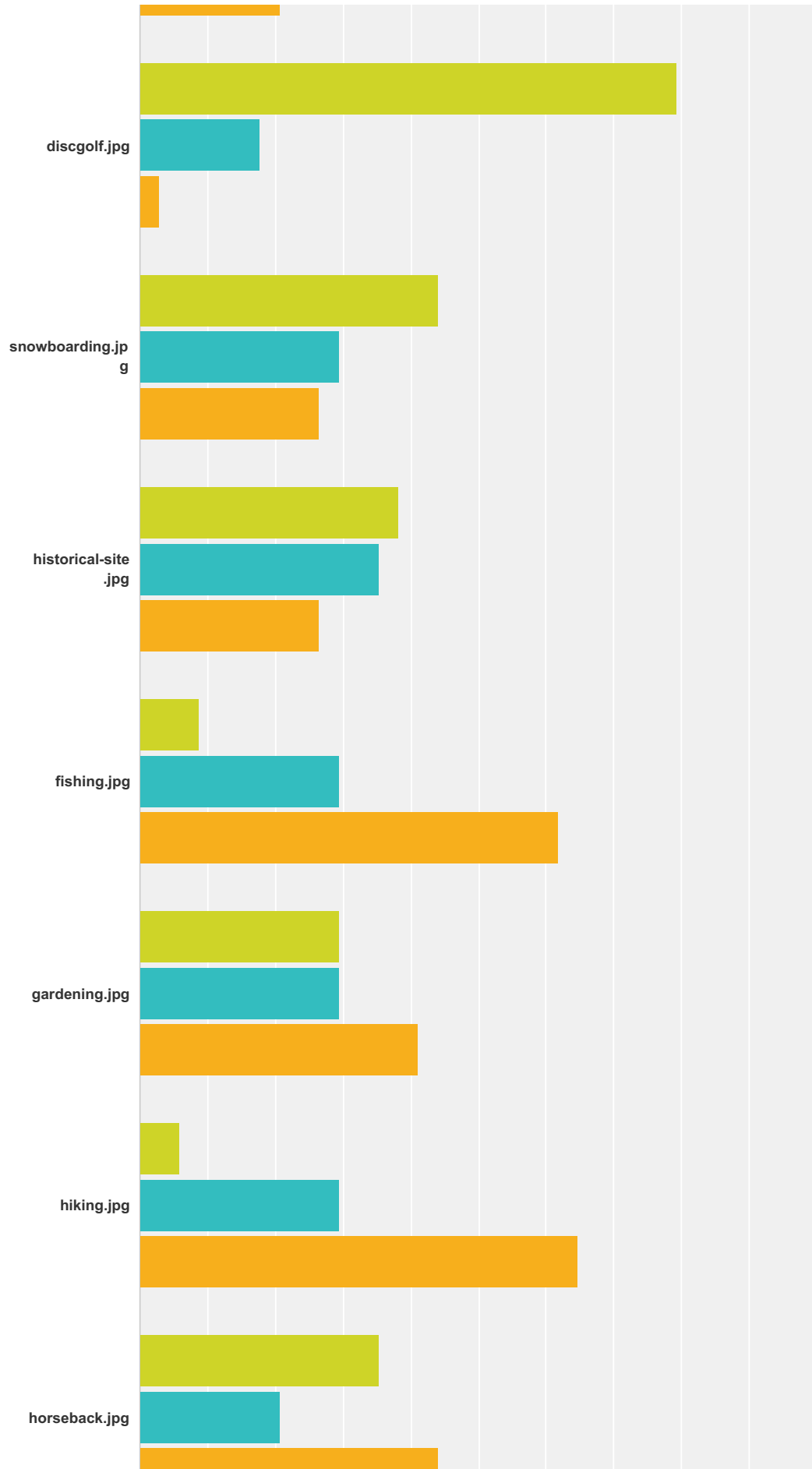
#	Other (please specify)	Date
	There are no responses.	

Q33 Below is a list of activities available to kids and families in Western Colorado. Please indicate your level of participation in that activity:

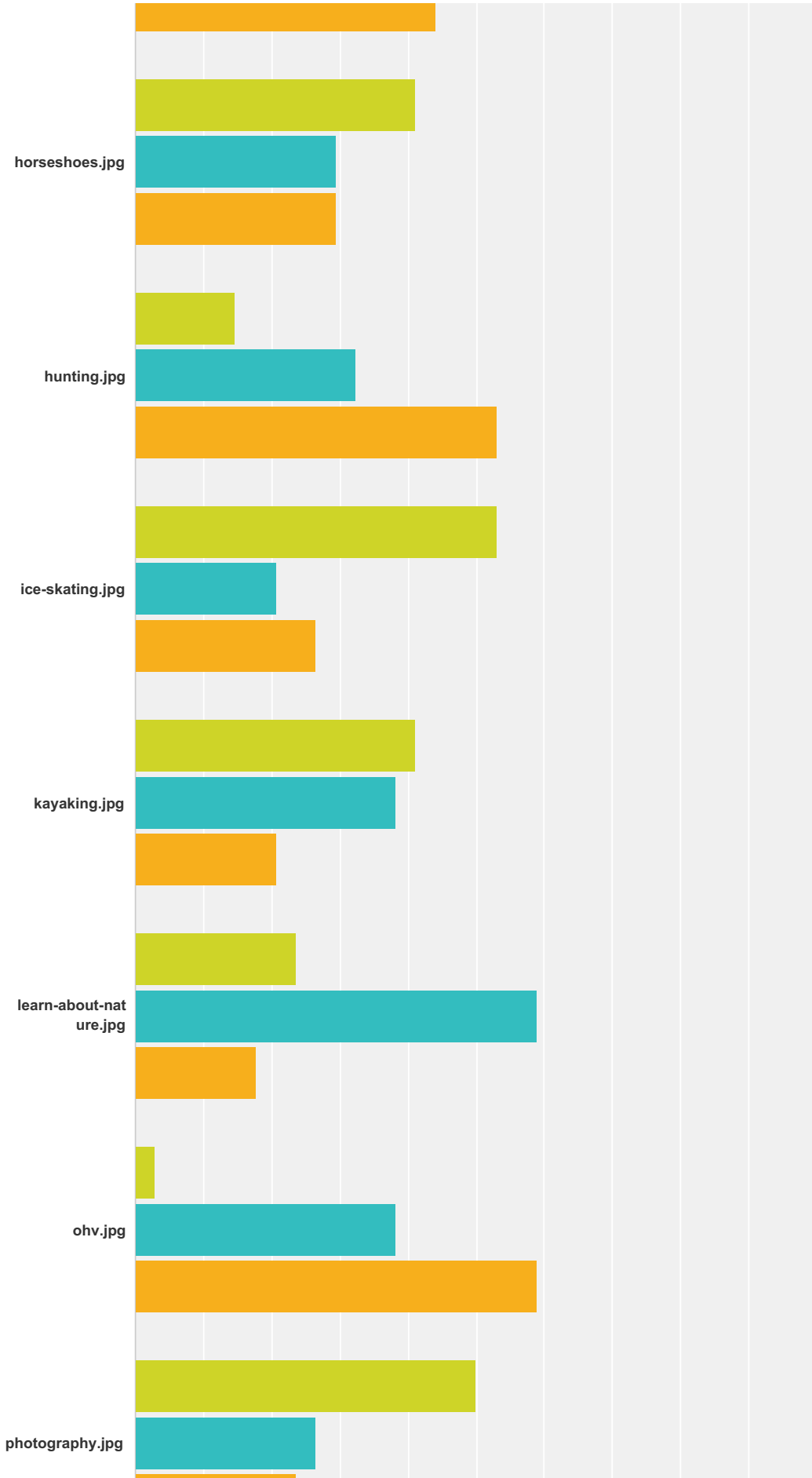
Answered: 34 Skipped: 1



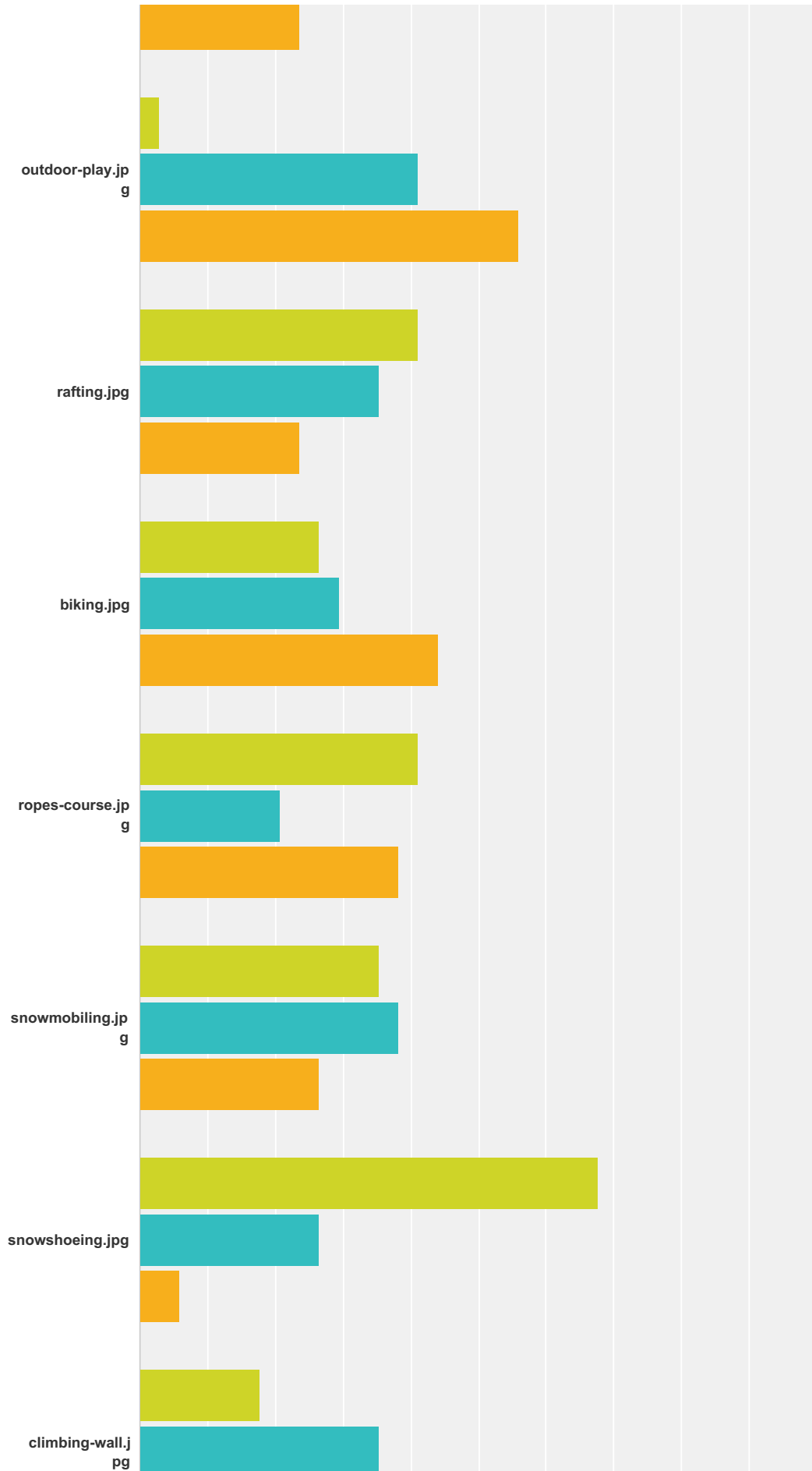
Nature Connection Survey



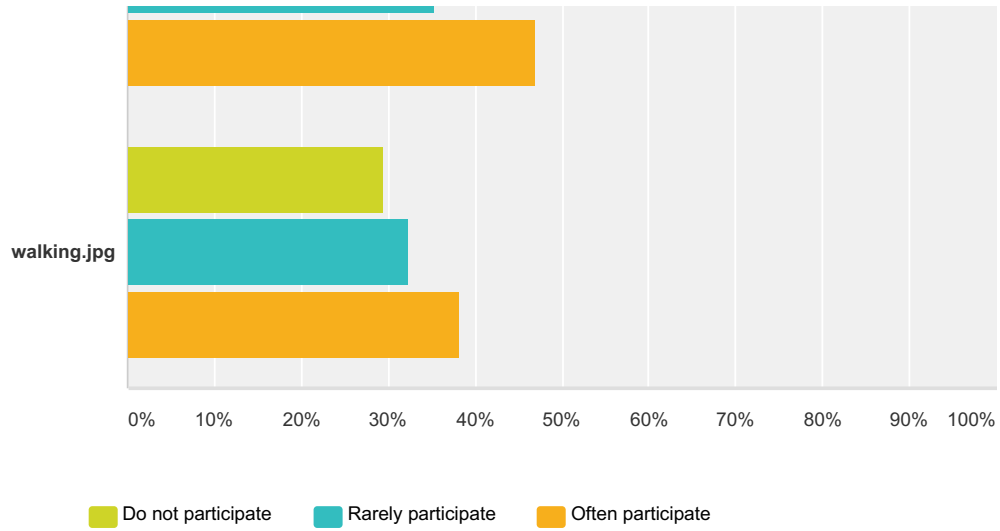
Nature Connection Survey











Nature Connection Survey















Nature Connection Survey











	Do not participate	Rarely participate	Often participate	Total
	20.59% 7	47.06% 16	32.35% 11	34
	38.24% 13	32.35% 11	29.41% 10	34
	67.65% 23	29.41% 10	2.94% 1	34
	14.71% 5	50.00% 17	35.29% 12	34
	0.00% 0	29.41% 10	70.59% 24	34
	44.12% 15	35.29% 12	20.59% 7	34
	79.41% 27	17.65% 6	2.94% 1	34
	44.12% 15	29.41% 10	26.47% 9	34

Nature Connection Survey

		38.24% 13	35.29% 12	26.47% 9	34
		8.82% 3	29.41% 10	61.76% 21	34
		29.41% 10	29.41% 10	41.18% 14	34
		5.88% 2	29.41% 10	64.71% 22	34
		35.29% 12	20.59% 7	44.12% 15	34
		41.18% 14	29.41% 10	29.41% 10	34
		14.71% 5	32.35% 11	52.94% 18	34
		52.94% 18	20.59% 7	26.47% 9	34
		41.18% 14	38.24% 13	20.59% 7	34
		23.53% 8	58.82% 20	17.65% 6	34
		2.94% 1	38.24% 13	58.82% 20	34
		50.00% 17	26.47% 9	23.53% 8	34

Nature Connection Survey

		2.94% 1	41.18% 14	55.88% 19	34
		41.18% 14	35.29% 12	23.53% 8	34
		26.47% 9	29.41% 10	44.12% 15	34
		41.18% 14	20.59% 7	38.24% 13	34
		35.29% 12	38.24% 13	26.47% 9	34
		67.65% 23	26.47% 9	5.88% 2	34
		17.65% 6	35.29% 12	47.06% 16	34
		29.41% 10	32.35% 11	38.24% 13	34

Nature Connection Survey

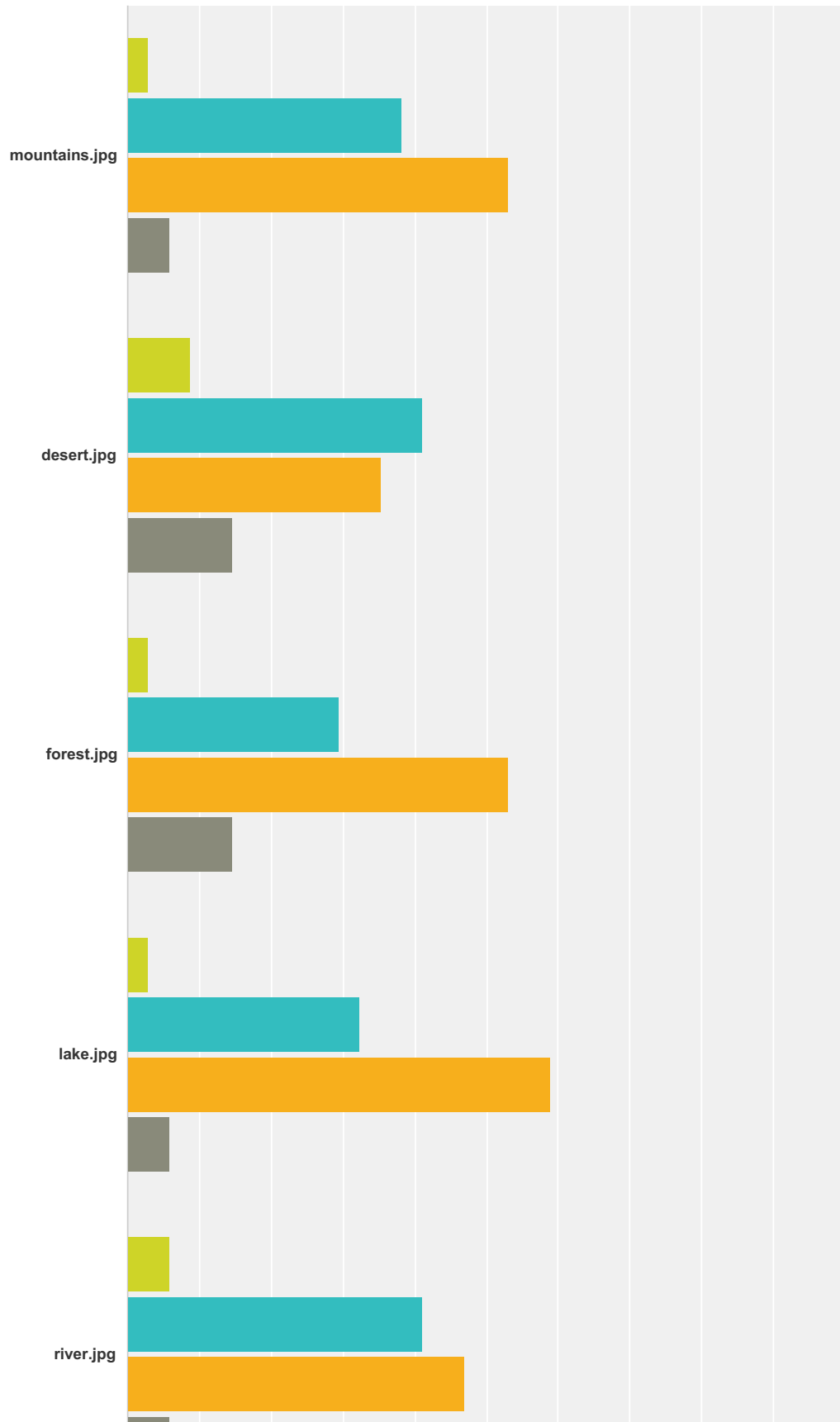
Q34 Are there any outdoor activities not listed above that you presently participate in?

Answered: 22 Skipped: 13

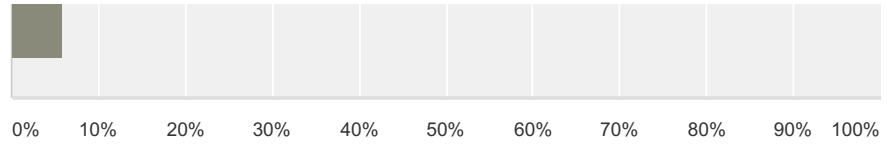
#	Responses	Date
1	Shooting and dirt biking	4/2/2016 9:36 AM
2	swimming,four wheeling, dirt biking, volleyball, basketball, gymnastics	3/31/2016 9:28 AM
3	No	3/24/2016 6:49 PM
4	No	3/24/2016 6:47 PM
5	school sports	3/8/2016 12:28 PM
6	no	3/8/2016 9:13 AM
7	no	3/8/2016 9:13 AM
8	no.	3/8/2016 8:14 AM
9	I ride bmx bikes but i have no idea what it would be put in. I also play lacrosse	3/2/2016 8:18 AM
10	Knife and tomahawk throwing, and blacksmithing	2/25/2016 11:13 AM
11	no	2/24/2016 2:59 PM
12	Swimming, how to build campfires , tracking,	2/24/2016 12:13 PM
13	Out door swimming pool. Football field.	2/22/2016 2:05 PM
14	Swimming	2/22/2016 1:08 PM
15	softball, basketball, other sports	2/9/2016 2:04 PM
16	repelling	2/8/2016 1:03 PM
17	dirt biking	2/8/2016 1:02 PM
18	team roping	2/8/2016 12:08 PM
19	no	2/8/2016 10:20 AM
20	Snow biling	2/5/2016 3:16 PM
21	Sky diving	2/5/2016 3:12 PM
22	playing sports	2/5/2016 11:32 AM

Q35 How often have you done an activity in:






Answered: 34 Skipped: 1



Nature Connection Survey

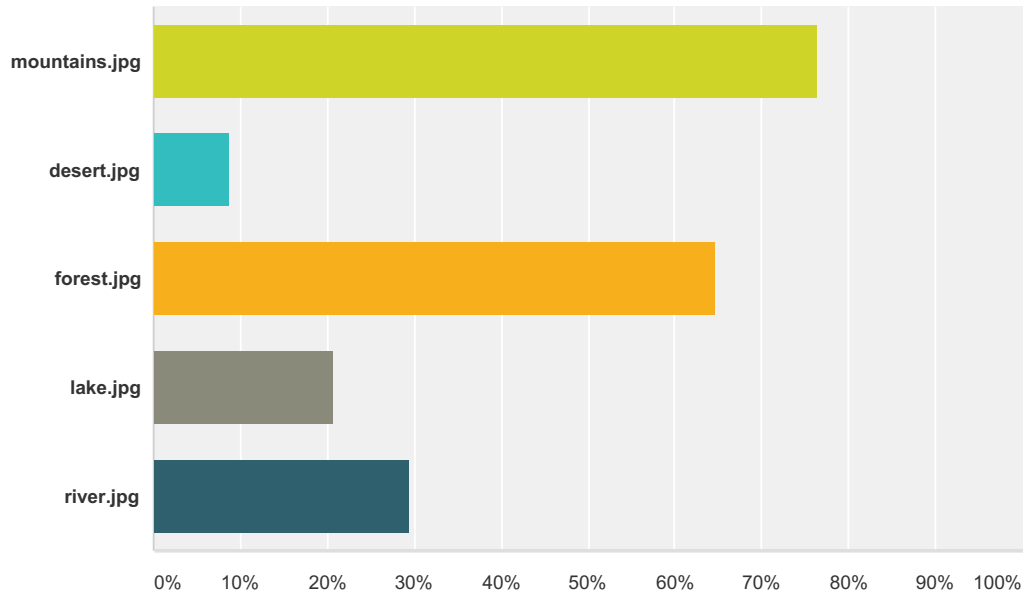







■ Never
 ■ Rarely
 ■ Often
 ■ Only on a school trip

	Never	Rarely	Often	Only on a school trip	Total
	2.94% 1	38.24% 13	52.94% 18	5.88% 2	34
	8.82% 3	41.18% 14	35.29% 12	14.71% 5	34
	2.94% 1	29.41% 10	52.94% 18	14.71% 5	34
	2.94% 1	32.35% 11	58.82% 20	5.88% 2	34
	5.88% 2	41.18% 14	47.06% 16	5.88% 2	34

**Q36 I would like to do more activities in...?
(please select your top 2 choices)**

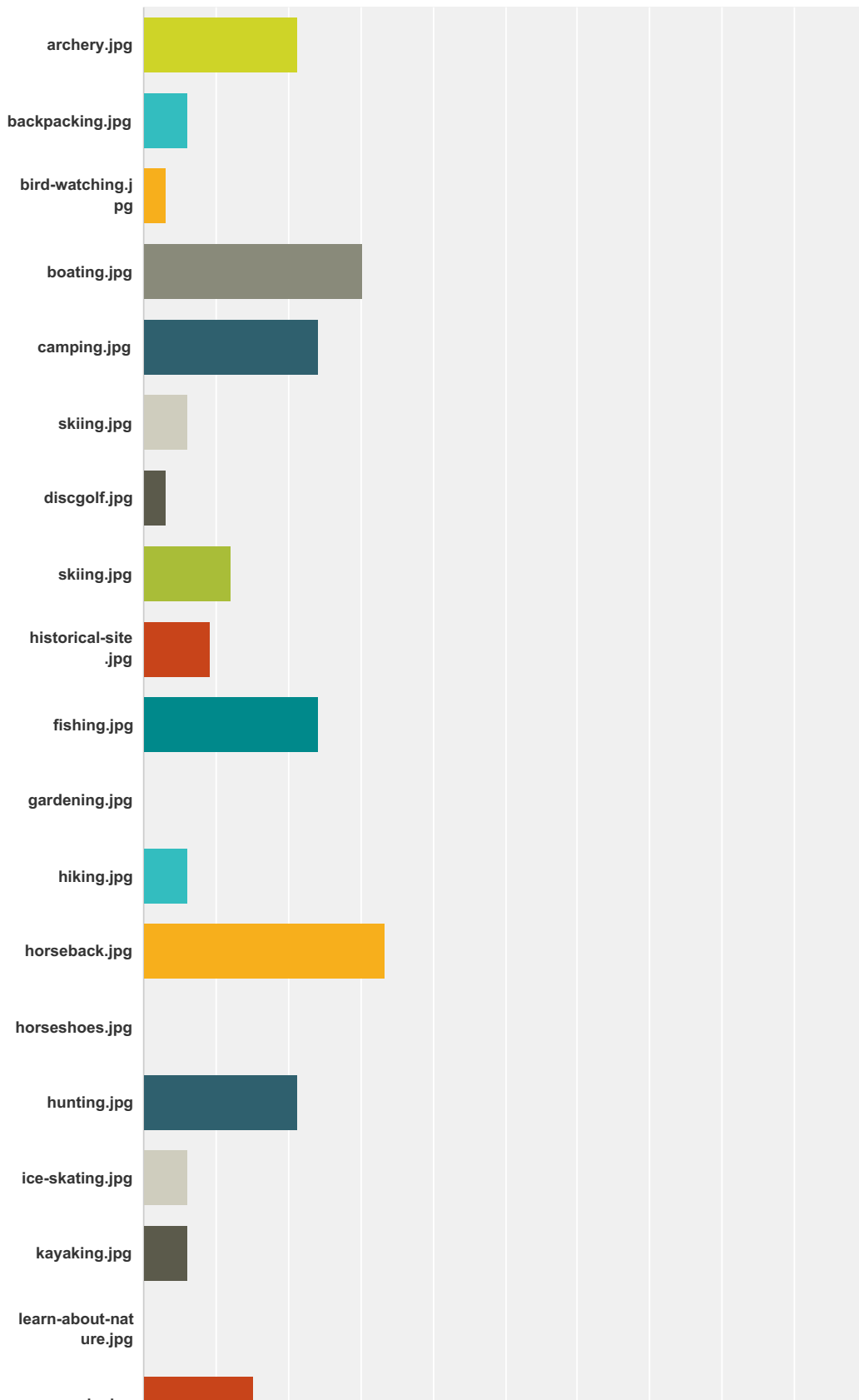
Answered: 34 Skipped: 1



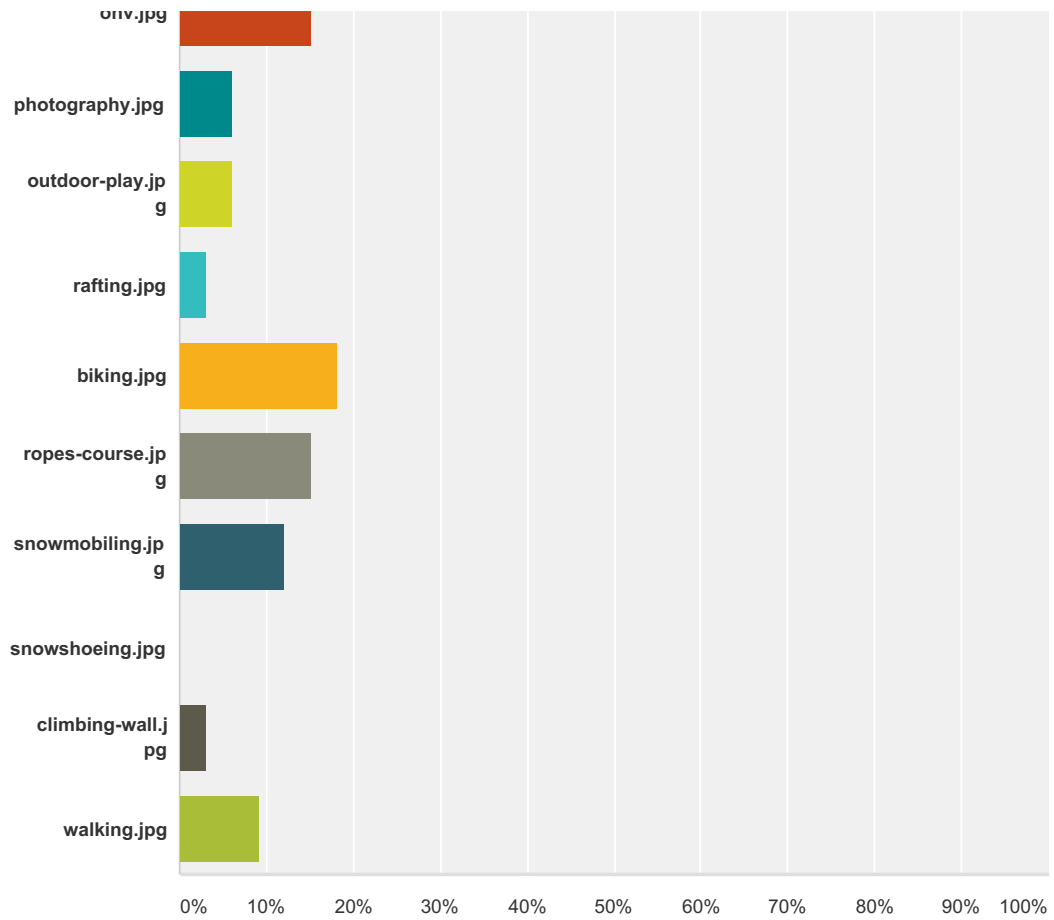
Answer Choices	Responses
	76.47% 26
	8.82% 3
	64.71% 22
	20.59% 7
	29.41% 10
Total Respondents: 34	








Q37 Please choose your 3 most favorite activities from among the following:

Answered: 33 Skipped: 2




















Nature Connection Survey







Answer Choices	Responses
	21.21% 7
	6.06% 2
	3.03% 1
	30.30% 10
	24.24% 8
	6.06% 2
	3.03% 1

Nature Connection Survey

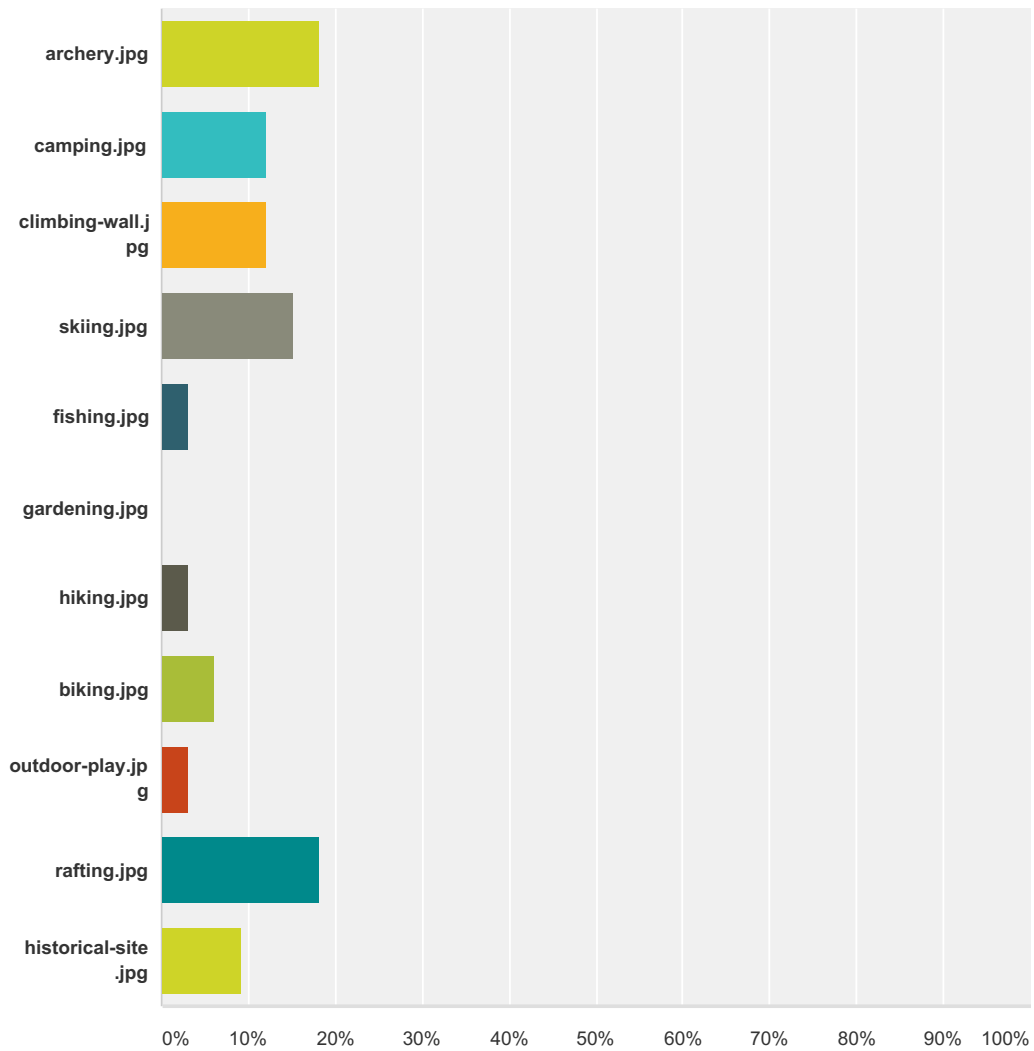
	12.12%	4
	9.09%	3
	24.24%	8
	0.00%	0
	6.06%	2
	33.33%	11
	0.00%	0
	21.21%	7
	6.06%	2
	6.06%	2
	0.00%	0
	15.15%	5
	6.06%	2
	6.06%	2
	3.03%	1
	18.18%	6
	15.15%	5





Nature Connection Survey

	12.12%	4
	0.00%	0
	3.03%	1
	9.09%	3
Total Respondents: 33		








Q38 Which new activity would you personally most like to try?

Answered: 33 Skipped: 2



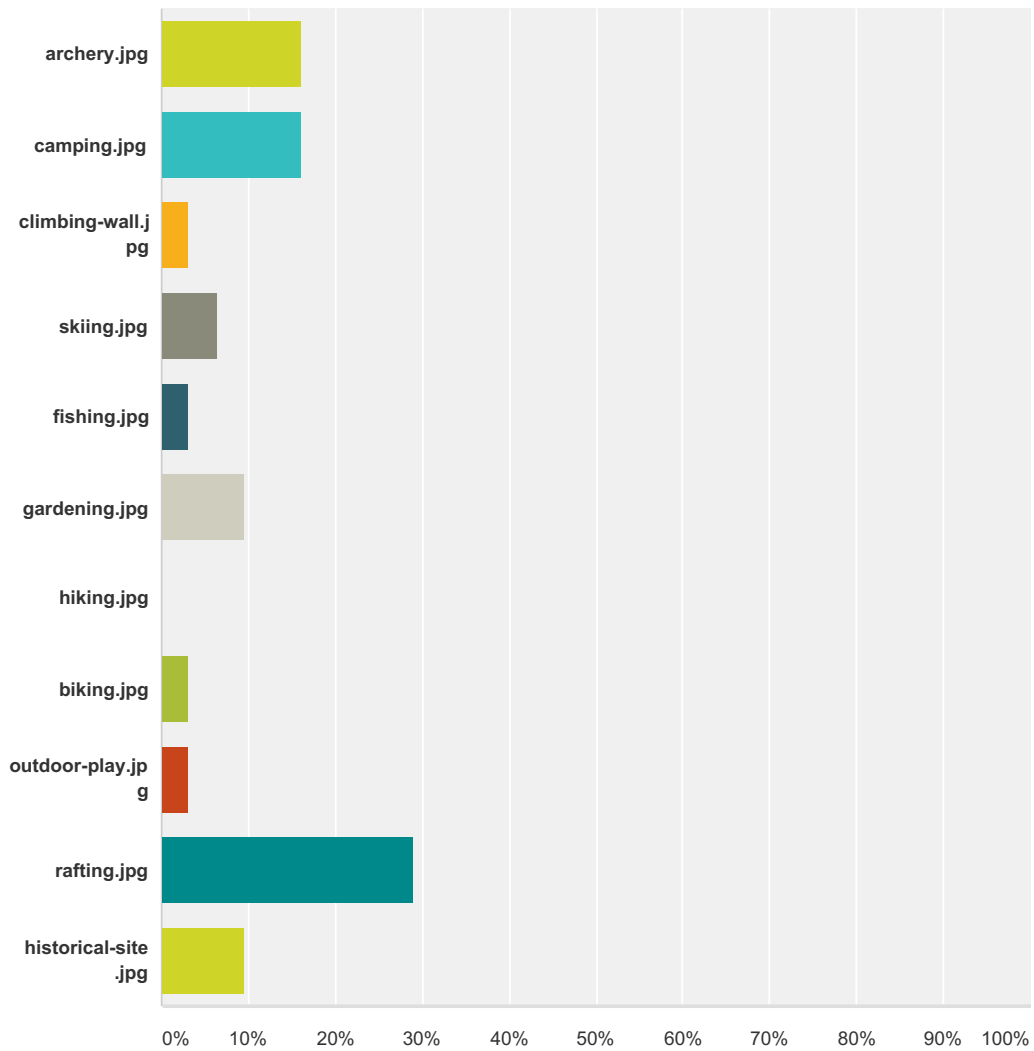
Answer Choices	Responses
	18.18% 6
	12.12% 4
	12.12% 4
	15.15% 5





Nature Connection Survey

	3.03%	1
	0.00%	0
	3.03%	1
	6.06%	2
	3.03%	1
	18.18%	6
	9.09%	3
Total		33








Q39 Which new activity would you like to try with your family?

Answered: 31 Skipped: 4



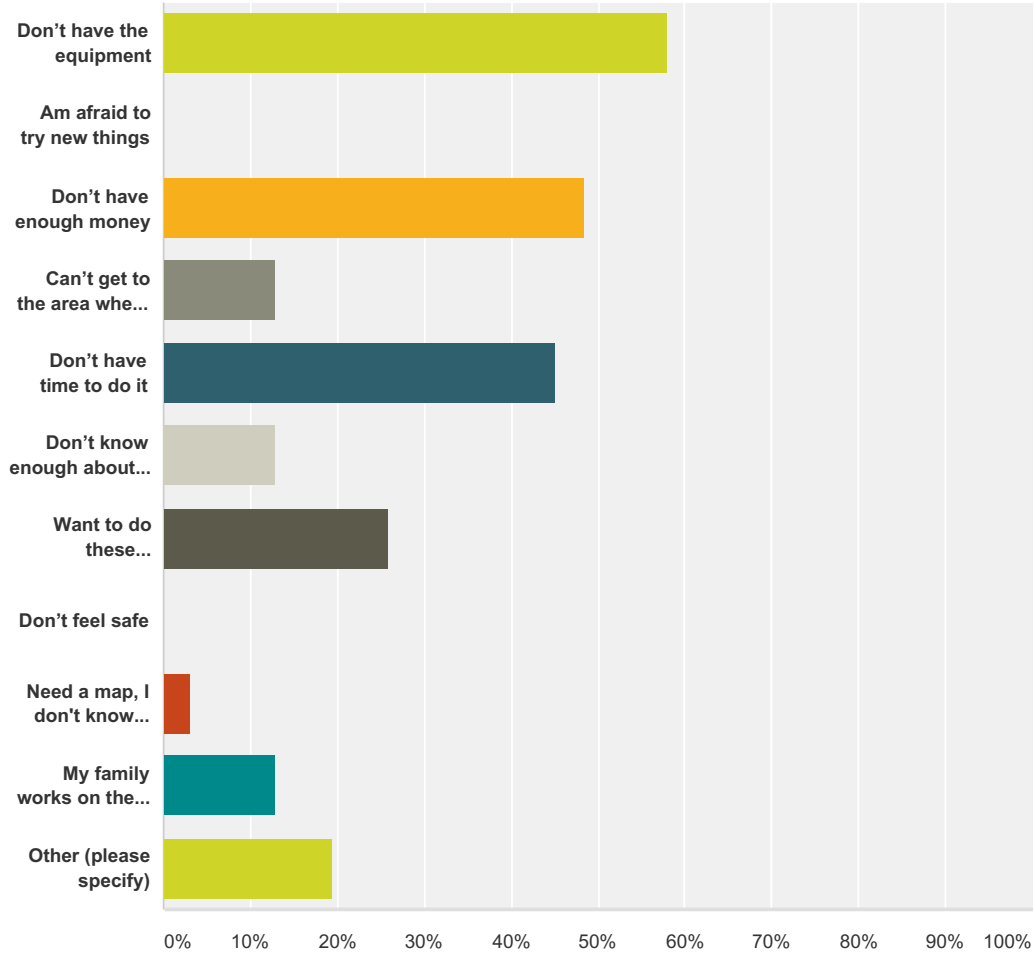
Answer Choices	Responses
	16.13% 5
	16.13% 5
	3.23% 1
	6.45% 2

Nature Connection Survey

	3.23%	1
	9.68%	3
	0.00%	0
	3.23%	1
	3.23%	1
	29.03%	9
	9.68%	3
Total		31

**Q40 What obstacles keep you (and your family) from trying new activities outdoors?
Please choose your top 3:**

Answered: 31 Skipped: 4



Answer Choices	Responses	Count
Don't have the equipment	58.06%	18
Am afraid to try new things	0.00%	0
Don't have enough money	48.39%	15
Can't get to the area where I can do the activity (transportation is a problem)	12.90%	4
Don't have time to do it	45.16%	14
Don't know enough about the activity	12.90%	4
Want to do these activities with my friends, not by myself	25.81%	8
Don't feel safe	0.00%	0
Need a map, I don't know where to go	3.23%	1
My family works on the weekends	12.90%	4

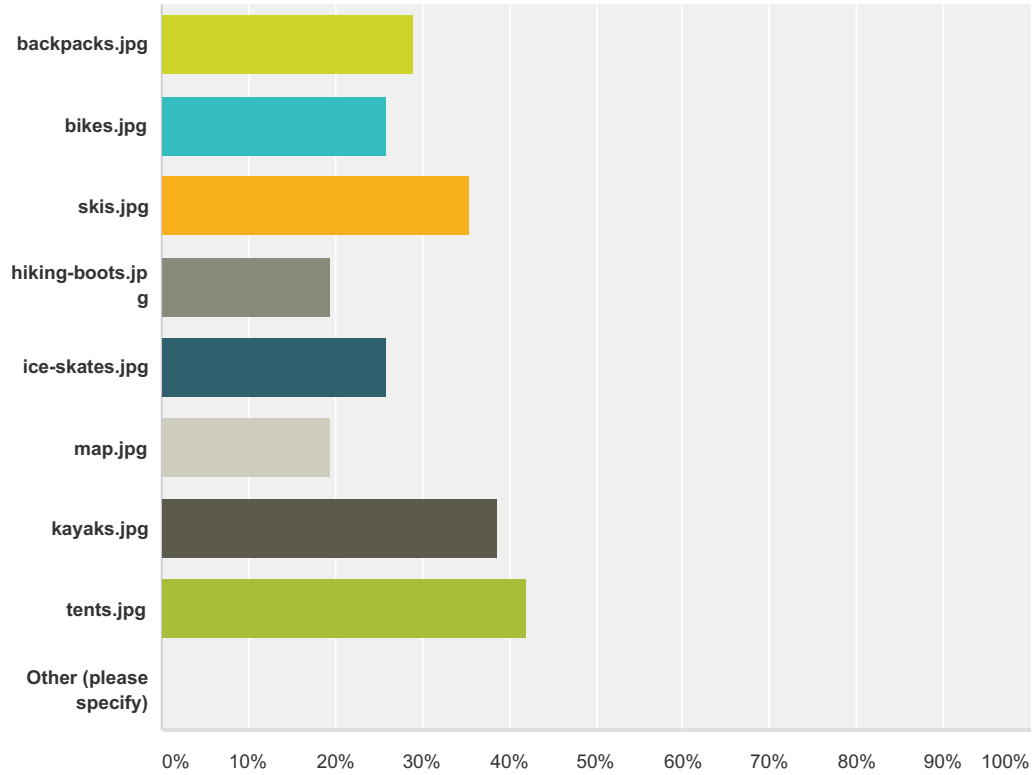
Nature Connection Survey







Other (please specify)	19.35%	6
Total Respondents: 31		

#	Other (please specify)	Date
1	My Parents are really tired after work and we try to give them time to relax. Since we have school Monday through Friday my parents don't get to see us as much as they used to.	3/31/2016 9:34 AM
2	we choose to do other things	2/25/2016 11:15 AM
3	Don't have a ride to go to places because my parents are always busy	2/22/2016 1:12 PM
4	it doesn't sound fun and sounds boring.	2/9/2016 2:10 PM
5	my parents have medical issues so i do this stuff with civil air patrol	2/8/2016 1:07 PM
6	my family doesn't like to do things that don't involve rodeoing.	2/8/2016 12:13 PM

Q41 If this equipment were available to my family and friends, I would get outside more often... (please choose your top 3):

Answered: 31 Skipped: 4



Answer Choices	Responses
	29.03% 9
	25.81% 8
	35.48% 11
	19.35% 6
	25.81% 8
	19.35% 6

Nature Connection Survey

	38.71%	12
	41.94%	13
Other (please specify)	0.00%	0
Total Respondents: 31		

#	Other (please specify)	Date
	There are no responses.	

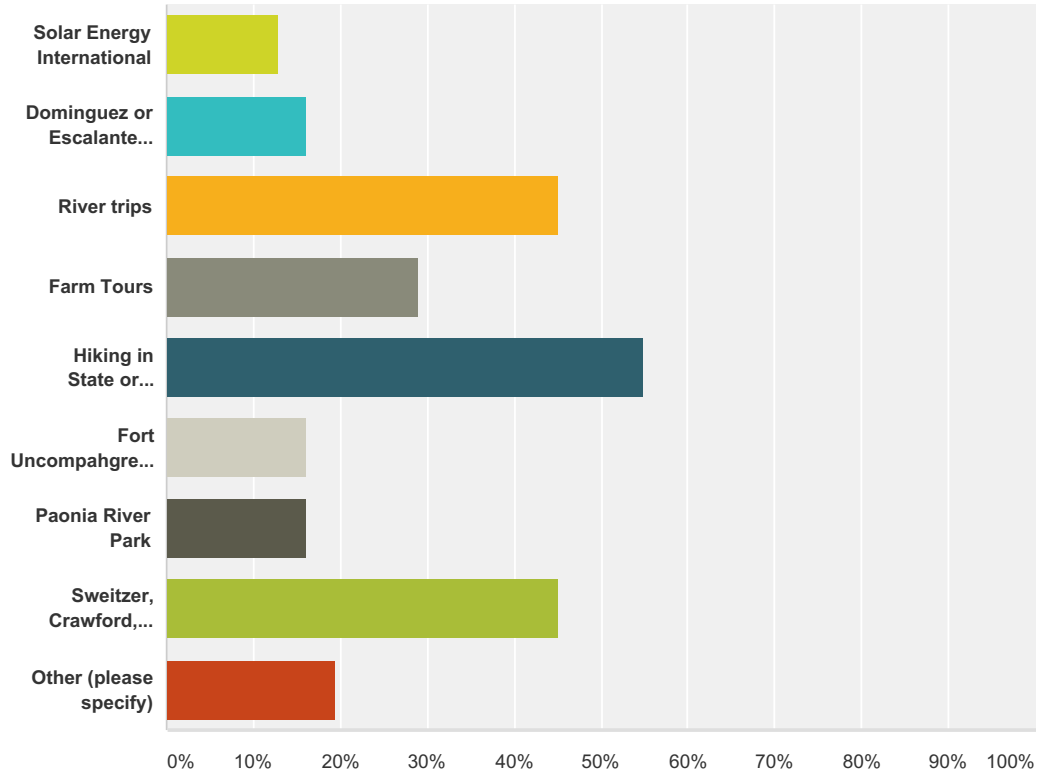
Q42 Is there any other equipment not mentioned above that you would like access to?

Answered: 9 Skipped: 26

#	Responses	Date
1	a basketball hoop, volleyball net, and a pool	3/31/2016 9:36 AM
2	Jacket	3/24/2016 6:52 PM
3	food and water	3/8/2016 9:17 AM
4	food	3/8/2016 9:17 AM
5	we have all of these things and we just choose not to go out and do	2/25/2016 11:17 AM
6	money	2/24/2016 3:05 PM
7	Snow boards, skis	2/22/2016 1:13 PM
8	No	2/5/2016 3:19 PM
9	roller blades	2/5/2016 11:37 AM

Q43 What school field trips would you like to participate in more often? (Please choose your top 3):

Answered: 31 Skipped: 4



Answer Choices	Responses
Solar Energy International	12.90% 4
Dominguez or Escalante Canyon	16.13% 5
River trips	45.16% 14
Farm Tours	29.03% 9
Hiking in State or National Public Lands (like Gunnison Gorge, Grand Mesa, Uncompahgre Plateau, or the West Elks)	54.84% 17
Fort Uncompahgre Living History Museum	16.13% 5
Paonia River Park	16.13% 5
Sweitzer, Crawford, Confluence, or other lake	45.16% 14
Other (please specify)	19.35% 6
Total Respondents: 31	

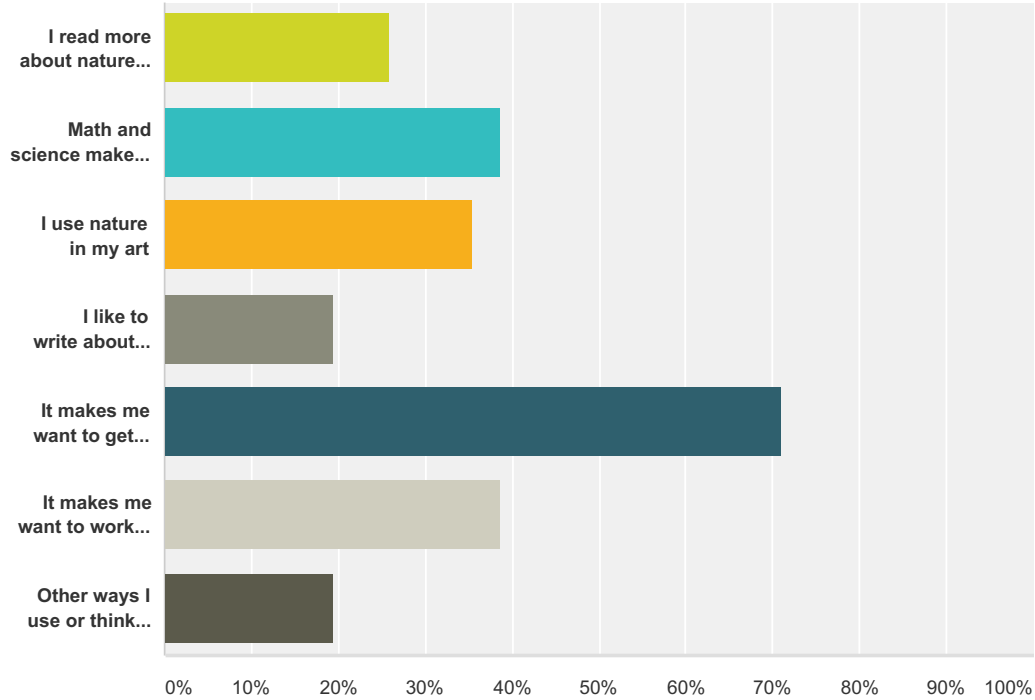
#	Other (please specify)	Date
1	swimming trip,	3/31/2016 9:38 AM
2	camping or swimming in a lake	3/8/2016 9:18 AM

Nature Connection Survey

3	deez nuts	2/9/2016 2:12 PM
4	kiaking	2/8/2016 1:10 PM
5	hiking 14000 ft moutains	2/8/2016 1:09 PM
6	naps	2/8/2016 10:23 AM

Q44 How have your school field trips connected to your life? (Please choose your top 3):

Answered: 31 Skipped: 4



Answer Choices	Responses
I read more about nature at home or school	25.81% 8
Math and science make more sense when I see how to use them	38.71% 12
I use nature in my art	35.48% 11
I like to write about what I see, hear and experience outdoors	19.35% 6
It makes me want to get outdoors more	70.97% 22
It makes me want to work in an outdoor related field when I grow up	38.71% 12
Other ways I use or think about my school field trips:	19.35% 6
Total Respondents: 31	

#	Other ways I use or think about my school field trips:	Date
1	it is fun	3/8/2016 9:19 AM
2	I learn better when I'm actually doing something rather than listening to a lecture	2/22/2016 1:14 PM
3	stay fit healthy and have fun	2/8/2016 1:10 PM
4	boring	2/8/2016 10:24 AM
5	there fun	2/8/2016 9:30 AM
6	Nothing Easley to say	2/5/2016 3:21 PM

Q45 Thank you for taking the survey. If you have any other comments you would like to share please provide them here:

Answered: 8 Skipped: 27

#	Responses	Date
1	I have a question. How much money is going to each school.	3/31/2016 9:39 AM
2	Cool goodbye	3/24/2016 6:53 PM
3	it was AWESOME!!!!!!	3/8/2016 9:20 AM
4	it was amazing	3/8/2016 9:19 AM
5	this is a good survey.	2/24/2016 3:08 PM
6	I like spending time outdoors then indoors	2/24/2016 12:18 PM
7	i would really like to go horse back riding with my friend	2/8/2016 3:02 PM
8	Make it more fun to take	2/8/2016 10:34 AM