

Q1 Choose your survey language:

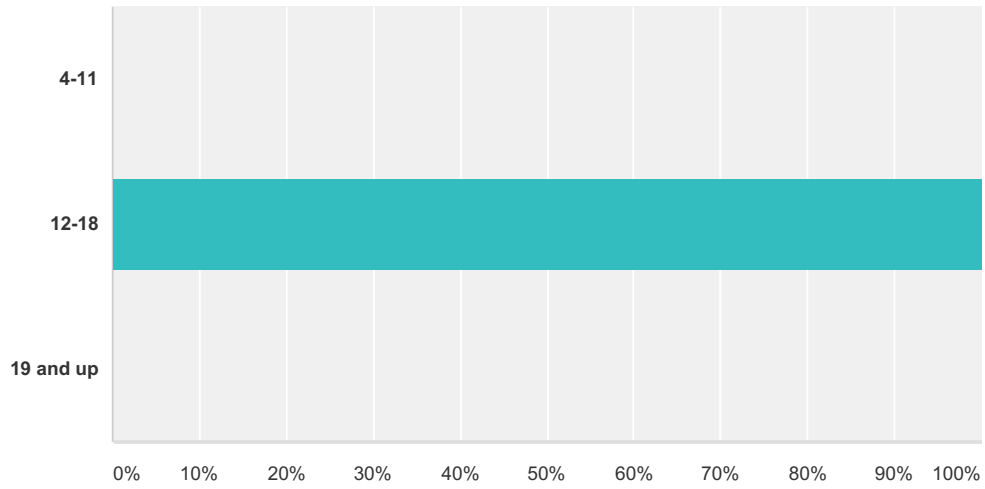
Answered: 18 Skipped: 0



Answer Choices	Responses
English	100.00% 18
Espanol	0.00% 0
Total	18

Q2 Please choose your age range:

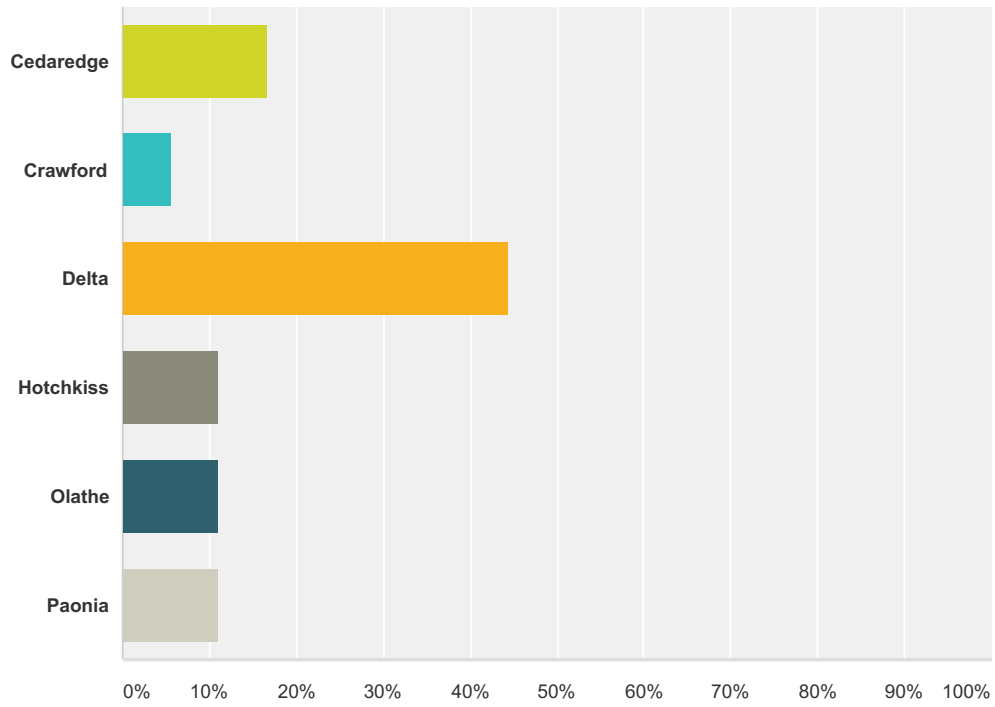
Answered: 18 Skipped: 0



Answer Choices	Responses
4-11	0.00% 0
12-18	100.00% 18
19 and up	0.00% 0
Total	18

Q31 Which town do you live closest to?

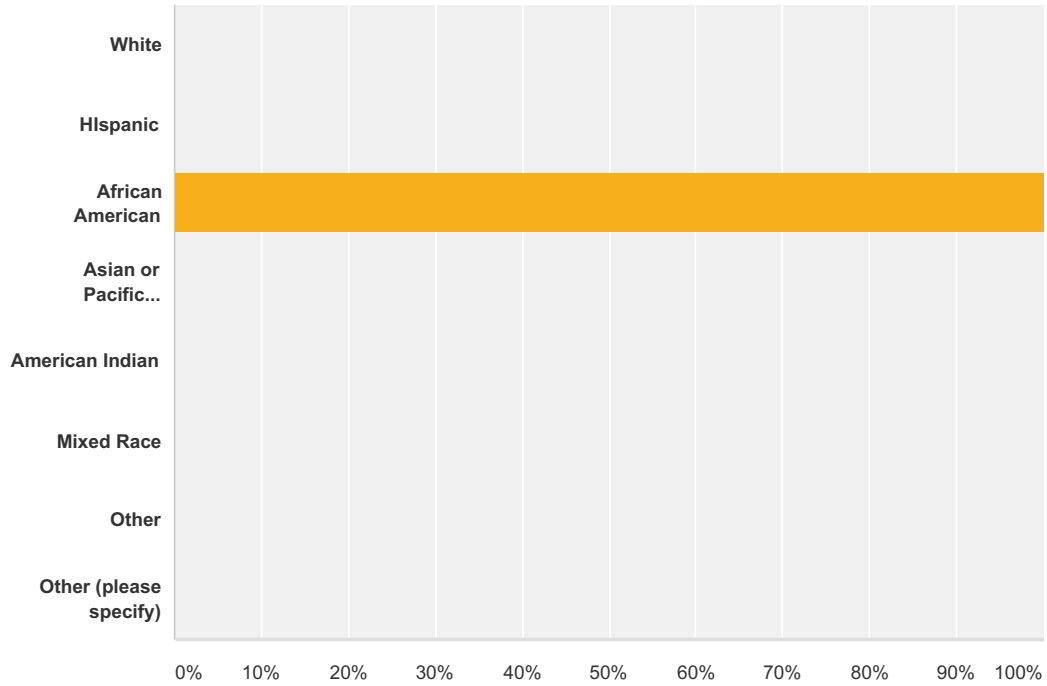
Answered: 18 Skipped: 0



Answer Choices	Responses
Cedaredge	16.67% 3
Crawford	5.56% 1
Delta	44.44% 8
Hotchkiss	11.11% 2
Olathe	11.11% 2
Paonia	11.11% 2
Total	18

Q32 What is your ethnicity?

Answered: 18 Skipped: 0

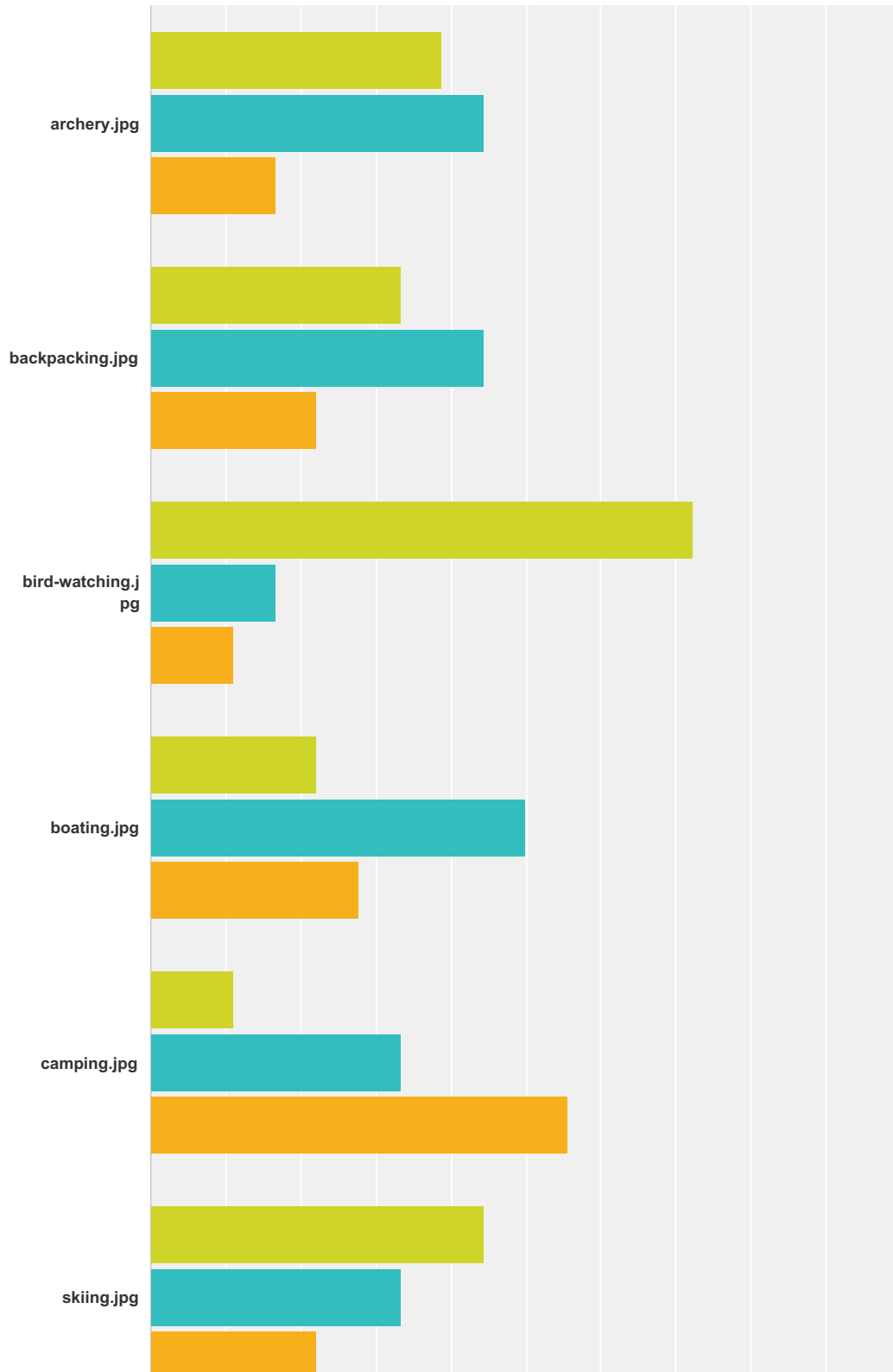


Answer Choices	Responses
White	0.00% 0
Hispanic	0.00% 0
African American	100.00% 18
Asian or Pacific Islander	0.00% 0
American Indian	0.00% 0
Mixed Race	0.00% 0
Other	0.00% 0
Other (please specify)	0.00% 0
Total	18

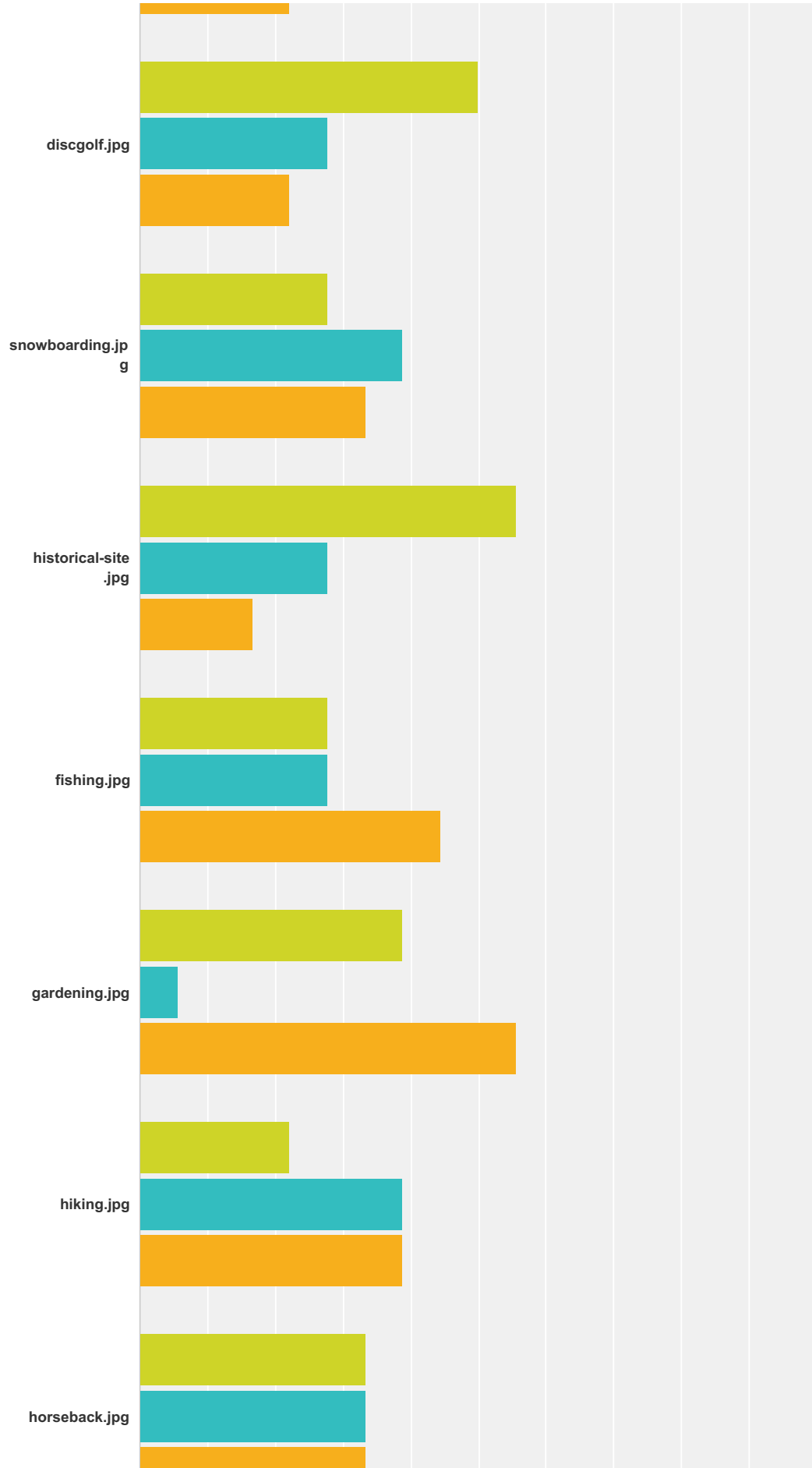
#	Other (please specify)	Date
	There are no responses.	

Q33 Below is a list of activities available to kids and families in Western Colorado. Please indicate your level of participation in that activity:

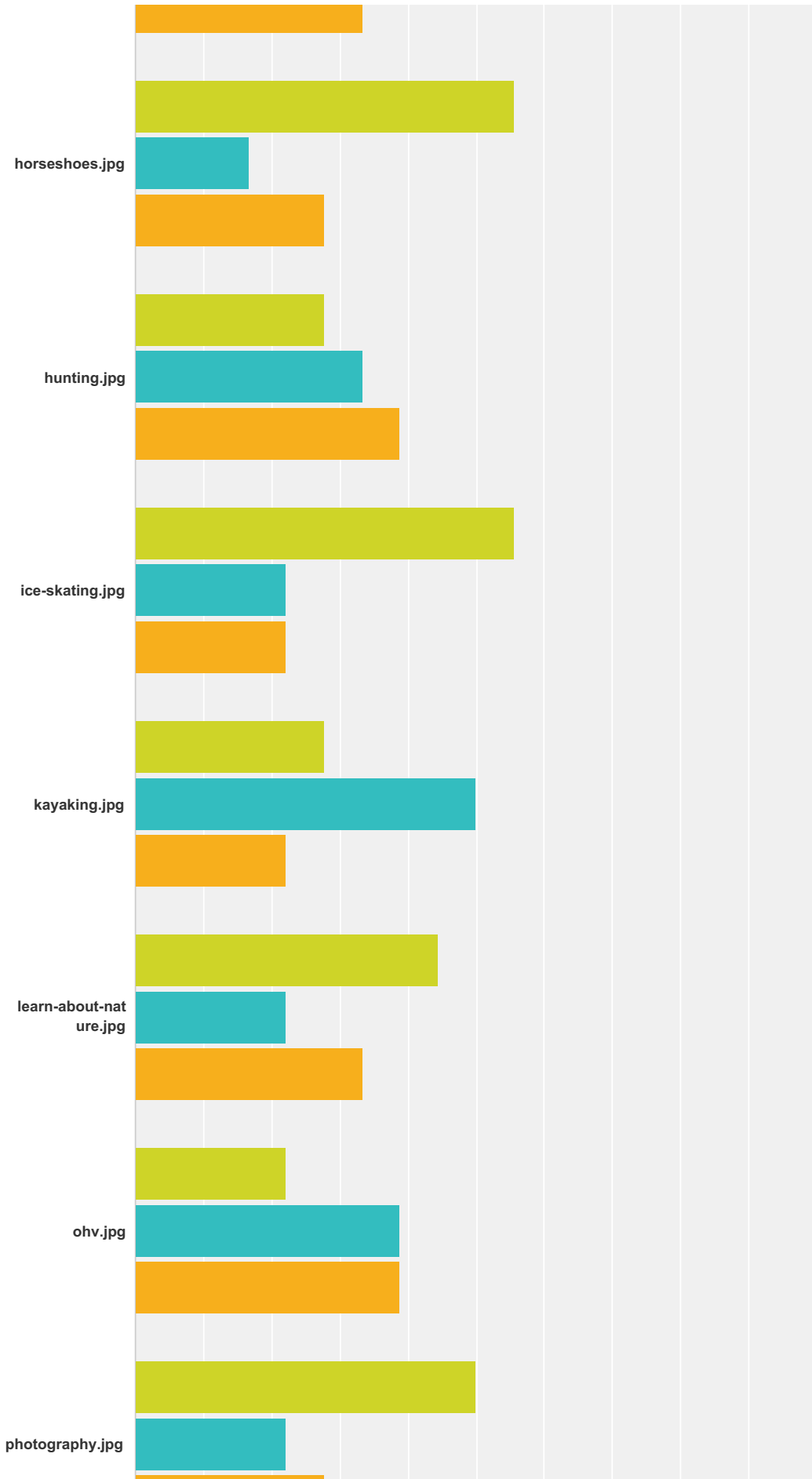
Answered: 18 Skipped: 0



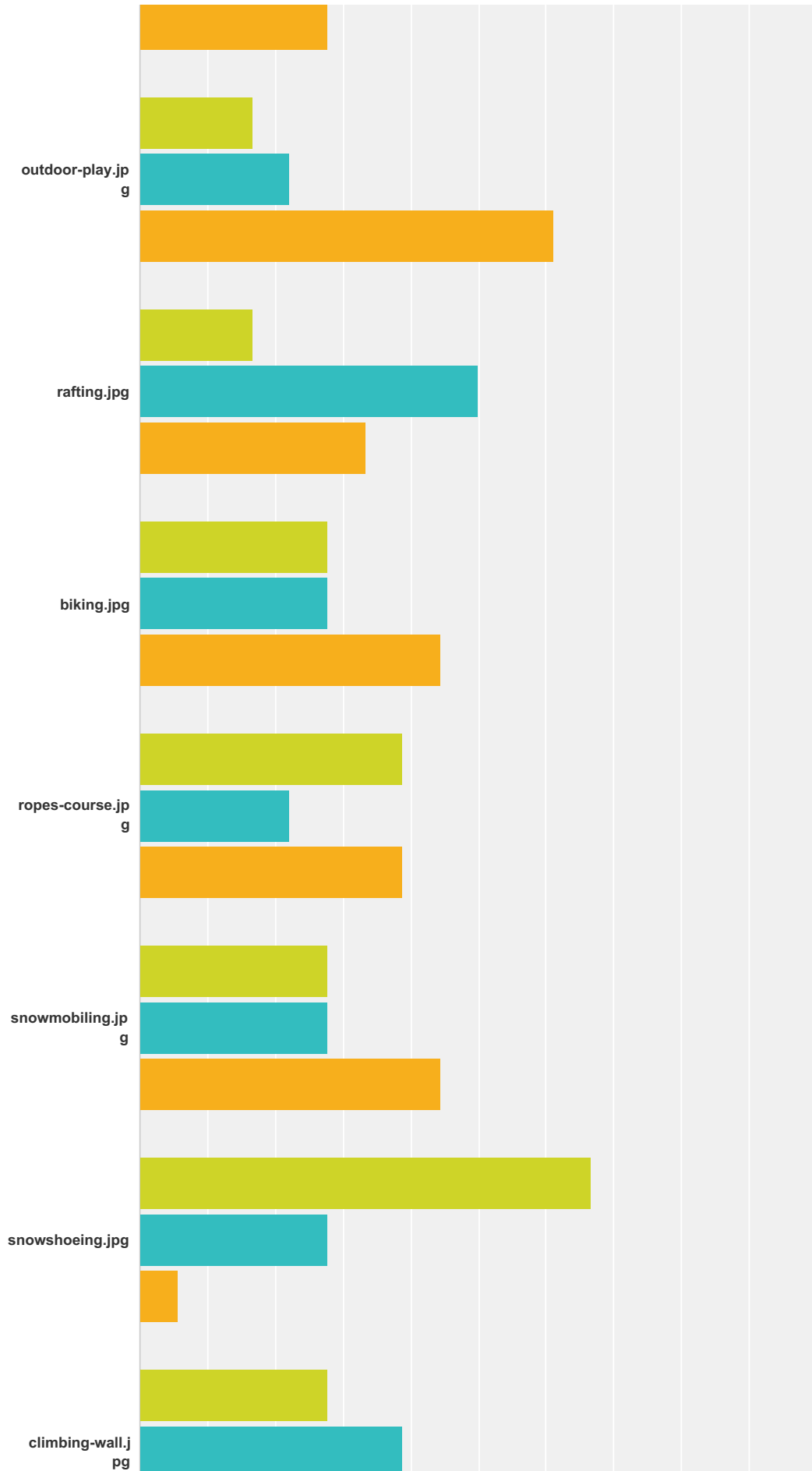
Nature Connection Survey



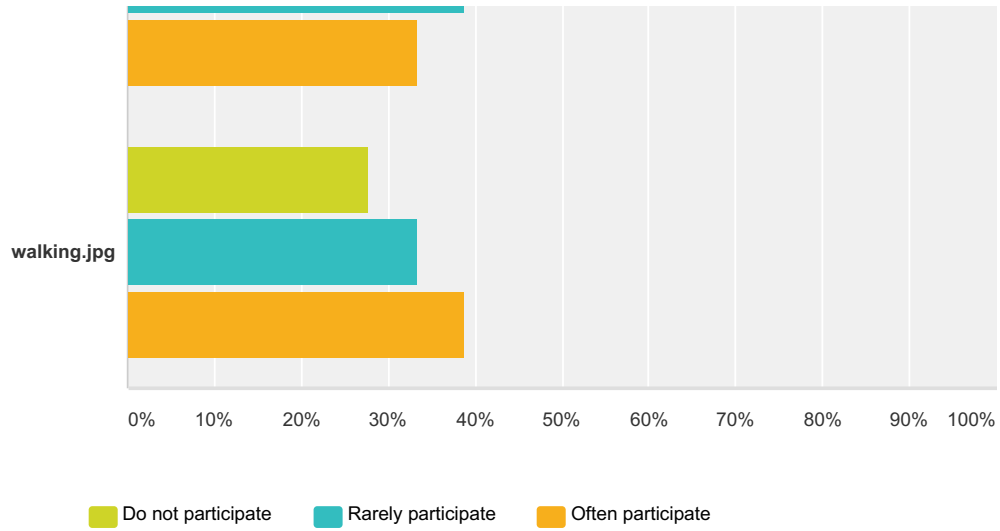
Nature Connection Survey











Nature Connection Survey















Nature Connection Survey











	Do not participate	Rarely participate	Often participate	Total
	38.89% 7	44.44% 8	16.67% 3	18
	33.33% 6	44.44% 8	22.22% 4	18
	72.22% 13	16.67% 3	11.11% 2	18
	22.22% 4	50.00% 9	27.78% 5	18
	11.11% 2	33.33% 6	55.56% 10	18
	44.44% 8	33.33% 6	22.22% 4	18
	50.00% 9	27.78% 5	22.22% 4	18
	27.78% 5	38.89% 7	33.33% 6	18

Nature Connection Survey

		55.56% 10	27.78% 5	16.67% 3	18
		27.78% 5	27.78% 5	44.44% 8	18
		38.89% 7	5.56% 1	55.56% 10	18
		22.22% 4	38.89% 7	38.89% 7	18
		33.33% 6	33.33% 6	33.33% 6	18
		55.56% 10	16.67% 3	27.78% 5	18
		27.78% 5	33.33% 6	38.89% 7	18
		55.56% 10	22.22% 4	22.22% 4	18
		27.78% 5	50.00% 9	22.22% 4	18
		44.44% 8	22.22% 4	33.33% 6	18
		22.22% 4	38.89% 7	38.89% 7	18
		50.00% 9	22.22% 4	27.78% 5	18

Nature Connection Survey

		16.67% 3	22.22% 4	61.11% 11	18
		16.67% 3	50.00% 9	33.33% 6	18
		27.78% 5	27.78% 5	44.44% 8	18
		38.89% 7	22.22% 4	38.89% 7	18
		27.78% 5	27.78% 5	44.44% 8	18
		66.67% 12	27.78% 5	5.56% 1	18
		27.78% 5	38.89% 7	33.33% 6	18
		27.78% 5	33.33% 6	38.89% 7	18

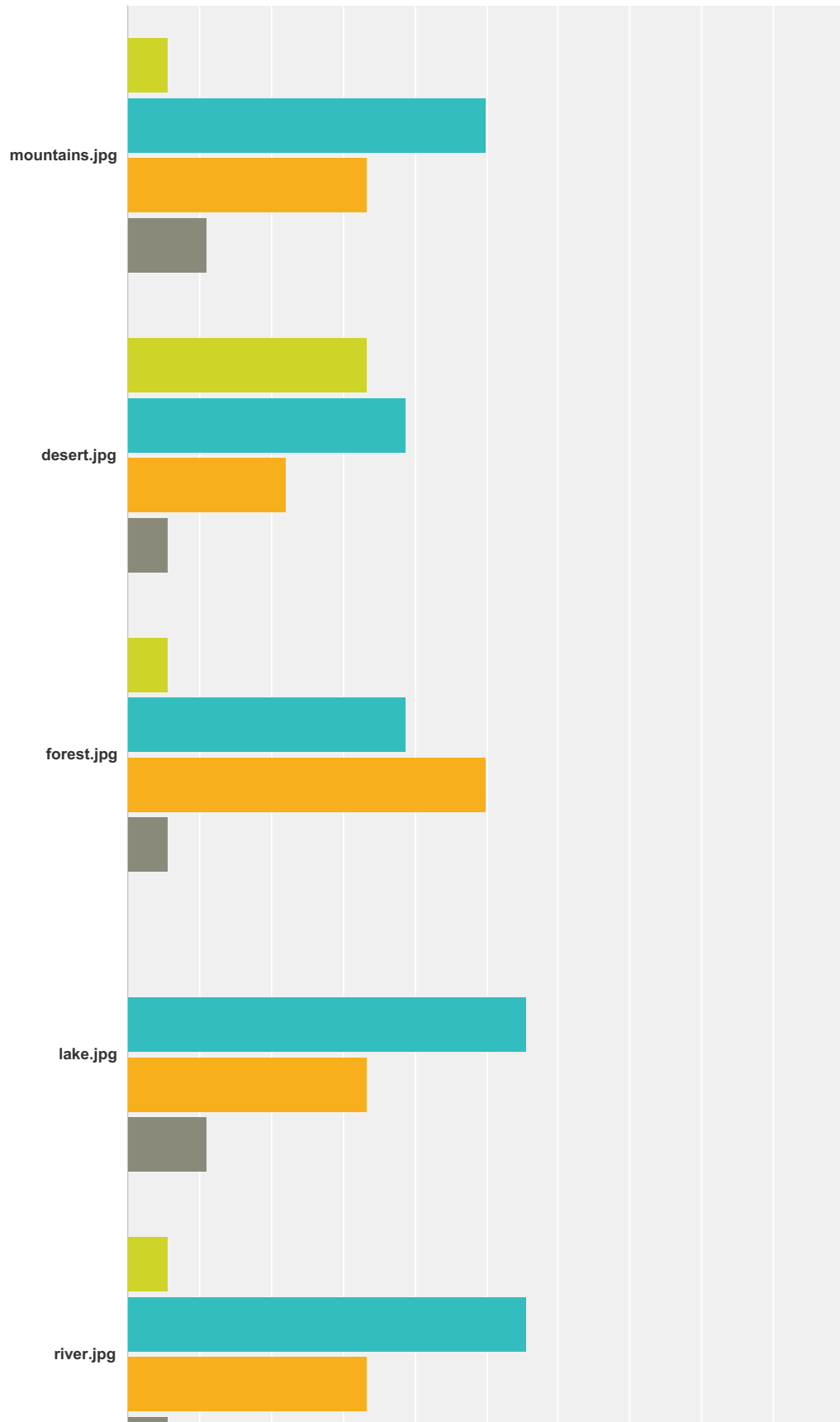
Q34 Are there any outdoor activities not listed above that you presently participate in?

Answered: 7 Skipped: 11

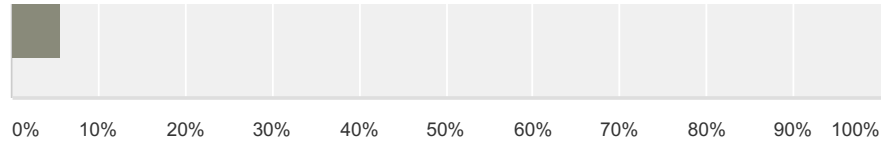
#	Responses	Date
1	Sports	3/24/2016 6:41 PM
2	football track	3/10/2016 2:10 PM
3	I love to sime a lot	3/8/2016 12:43 PM
4	Yes	2/25/2016 12:14 PM
5	Yes	2/24/2016 12:17 PM
6	Basketball	2/8/2016 1:04 PM
7	Basketball,in your mother	2/8/2016 10:28 AM

Q35 How often have you done an activity in:






Answered: 18 Skipped: 0



Nature Connection Survey

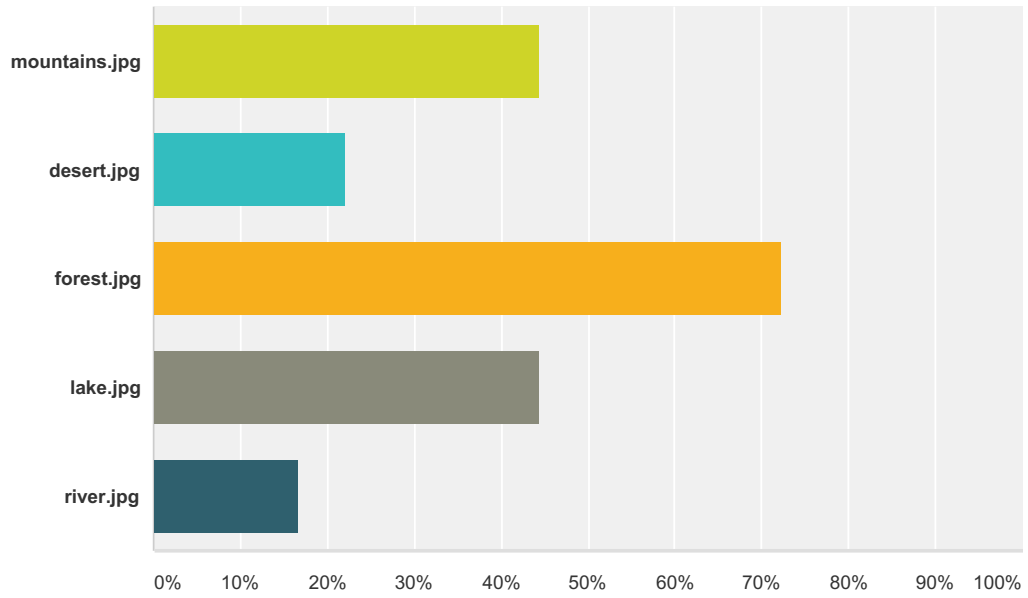







■ Never
 ■ Rarely
 ■ Often
 ■ Only on a school trip

	Never	Rarely	Often	Only on a school trip	Total
	5.56% 1	50.00% 9	33.33% 6	11.11% 2	18
	33.33% 6	38.89% 7	22.22% 4	5.56% 1	18
	5.56% 1	38.89% 7	50.00% 9	5.56% 1	18
	0.00% 0	55.56% 10	33.33% 6	11.11% 2	18
	5.56% 1	55.56% 10	33.33% 6	5.56% 1	18

**Q36 I would like to do more activities in...?
(please select your top 2 choices)**

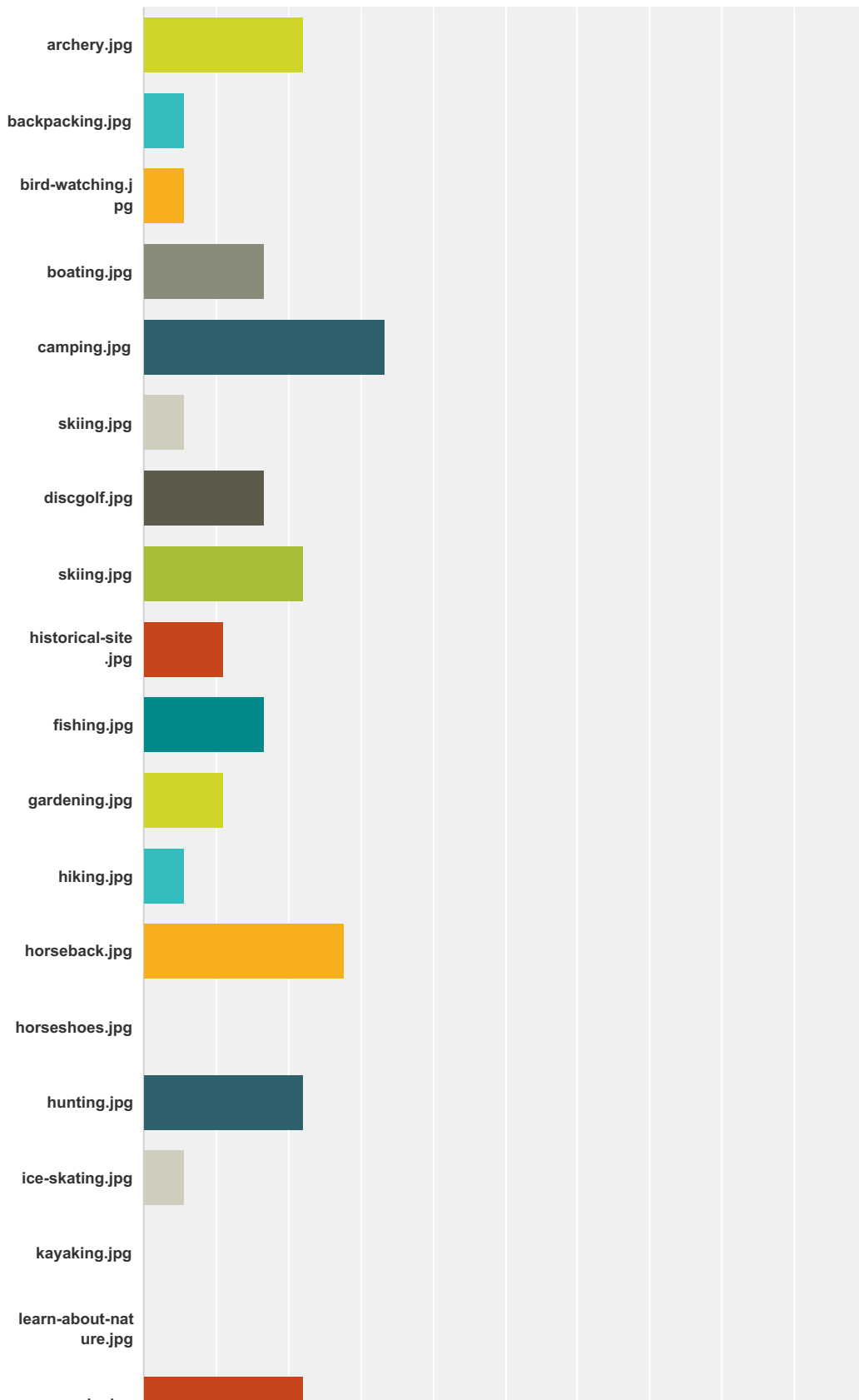
Answered: 18 Skipped: 0



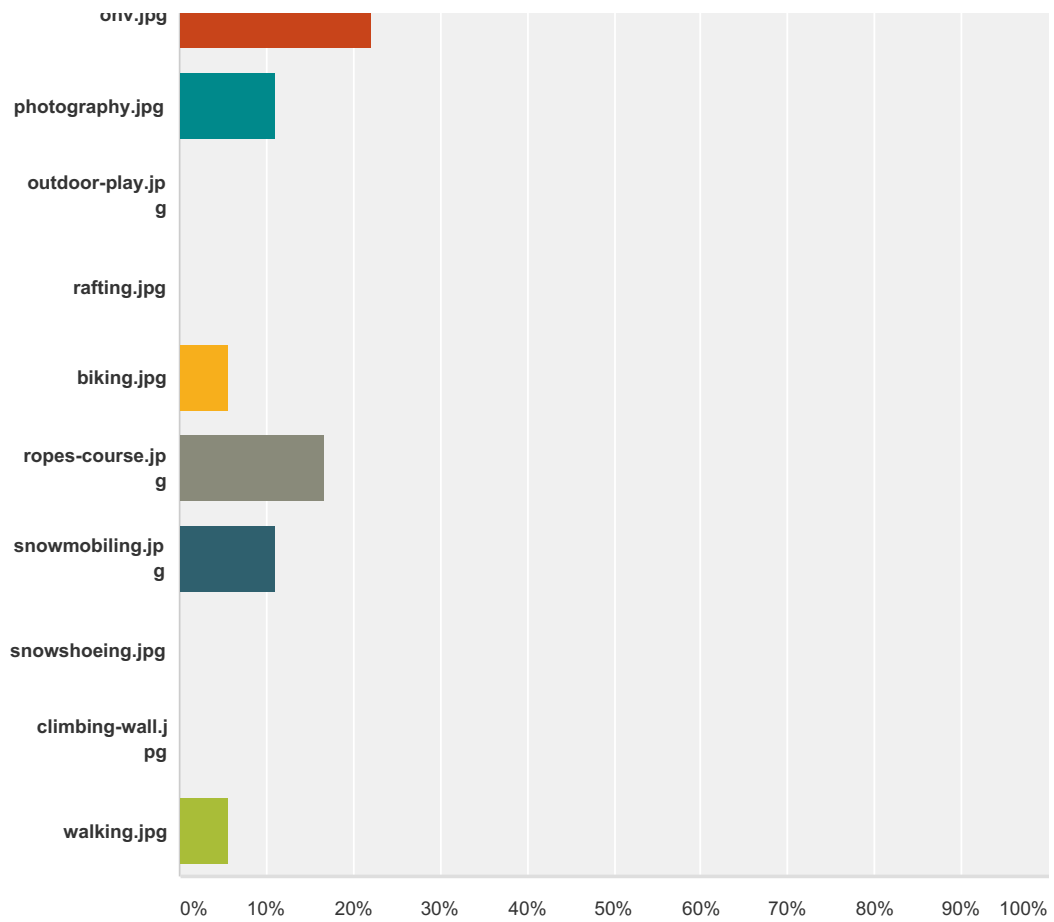
Answer Choices	Responses
	44.44% 8
	22.22% 4
	72.22% 13
	44.44% 8
	16.67% 3
Total Respondents: 18	








Q37 Please choose your 3 most favorite activities from among the following:

Answered: 18 Skipped: 0













Nature Connection Survey



Answer Choices	Responses
	22.22% 4
	5.56% 1
	5.56% 1
	16.67% 3
	33.33% 6
	5.56% 1
	16.67% 3

Nature Connection Survey

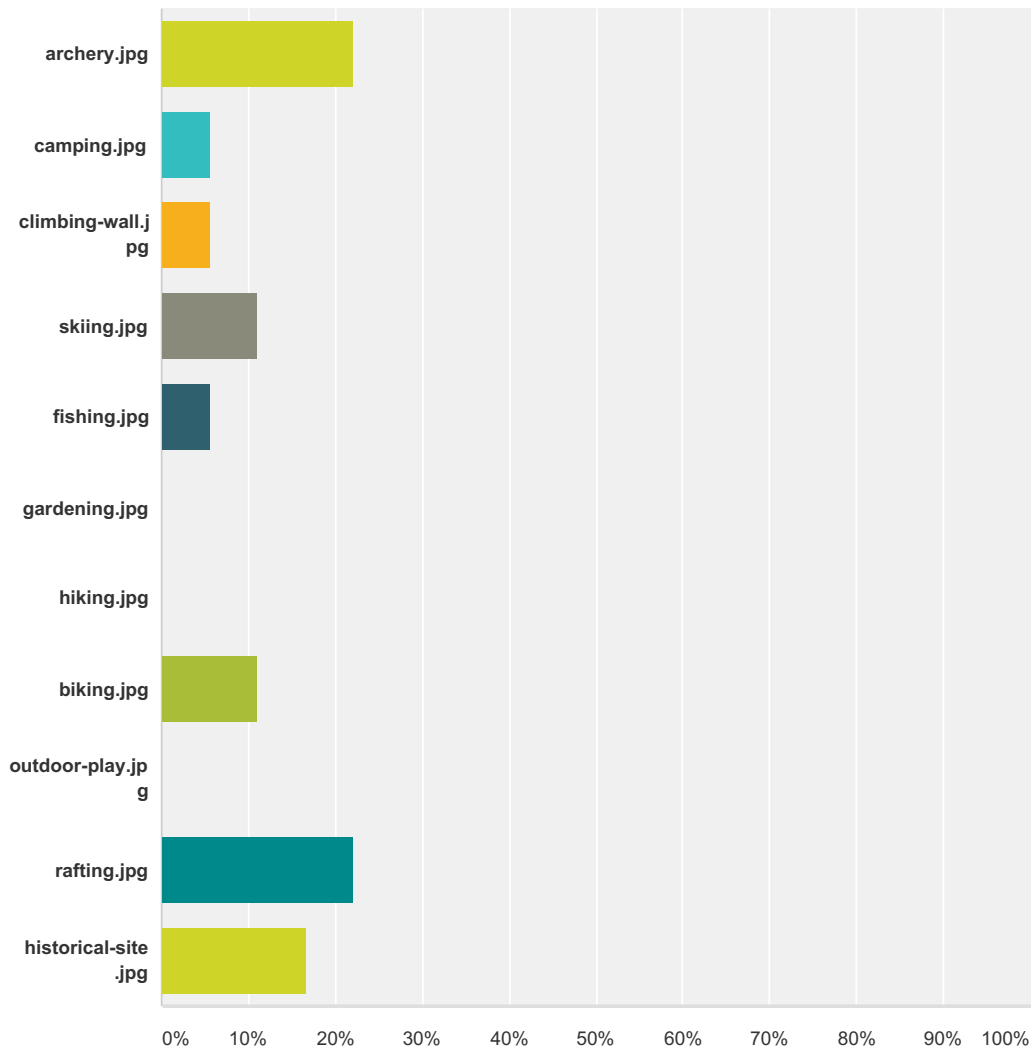
	22.22%	4
	11.11%	2
	16.67%	3
	11.11%	2
	5.56%	1
	27.78%	5
	0.00%	0
	22.22%	4
	5.56%	1
	0.00%	0
	0.00%	0
	22.22%	4
	11.11%	2
	0.00%	0
	0.00%	0
	5.56%	1
	16.67%	3





Nature Connection Survey

	11.11%	2
	0.00%	0
	0.00%	0
	5.56%	1
Total Respondents: 18		








Q38 Which new activity would you personally most like to try?

Answered: 18 Skipped: 0



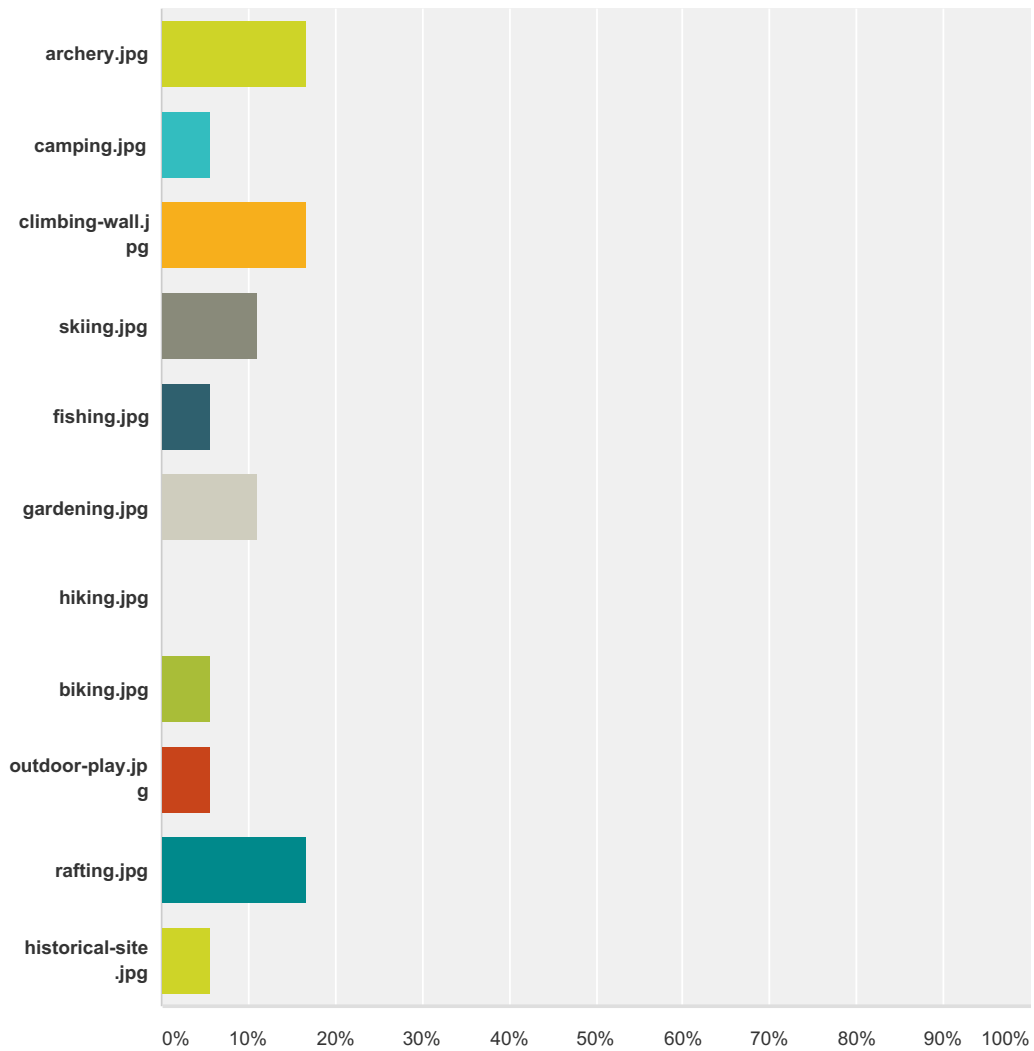
Answer Choices	Responses
	22.22% 4
	5.56% 1
	5.56% 1
	11.11% 2





Nature Connection Survey

	5.56%	1
	0.00%	0
	0.00%	0
	11.11%	2
	0.00%	0
	22.22%	4
	16.67%	3
Total		18








Q39 Which new activity would you like to try with your family?

Answered: 18 Skipped: 0



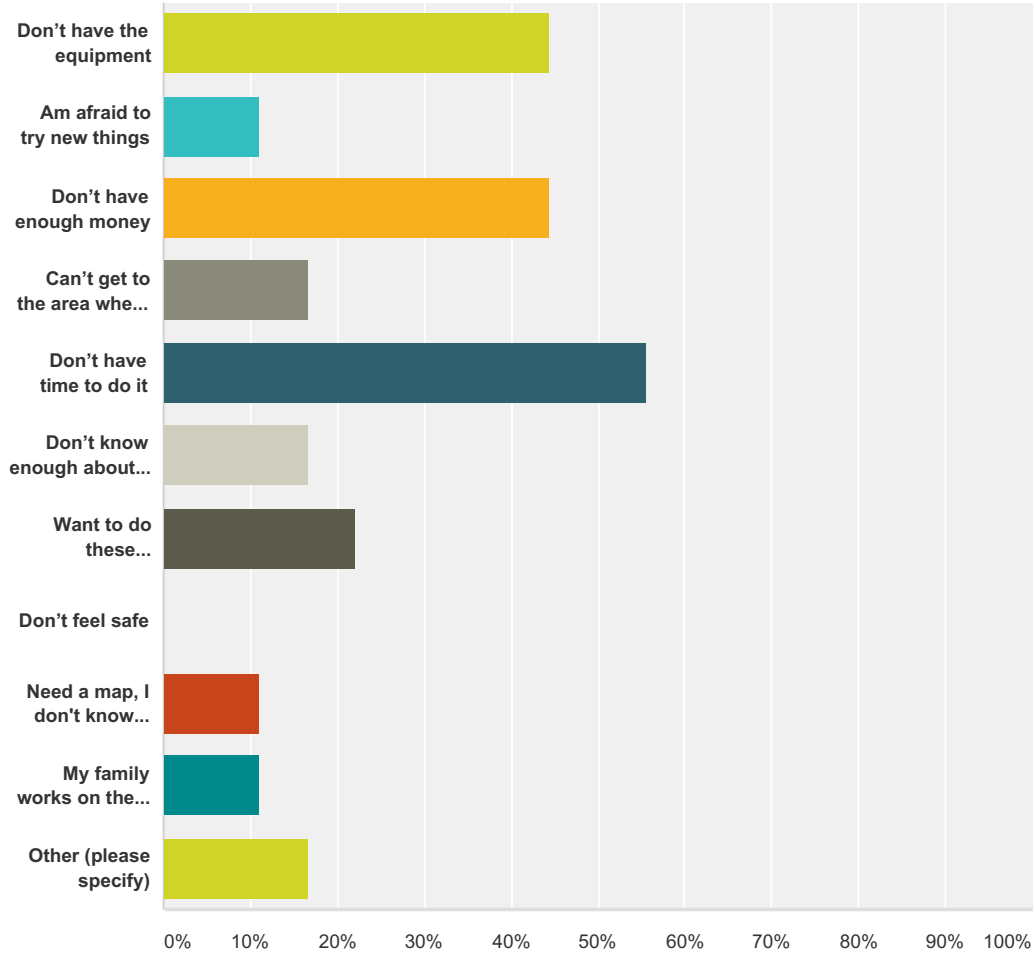
Answer Choices	Responses
	16.67% 3
	5.56% 1
	16.67% 3
	11.11% 2

Nature Connection Survey

	5.56%	1
	11.11%	2
	0.00%	0
	5.56%	1
	5.56%	1
	16.67%	3
	5.56%	1
Total		18

**Q40 What obstacles keep you (and your family) from trying new activities outdoors?
Please choose your top 3:**

Answered: 18 Skipped: 0



Answer Choices	Responses
Don't have the equipment	44.44% 8
Am afraid to try new things	11.11% 2
Don't have enough money	44.44% 8
Can't get to the area where I can do the activity (transportation is a problem)	16.67% 3
Don't have time to do it	55.56% 10
Don't know enough about the activity	16.67% 3
Want to do these activities with my friends, not by myself	22.22% 4
Don't feel safe	0.00% 0
Need a map, I don't know where to go	11.11% 2
My family works on the weekends	11.11% 2

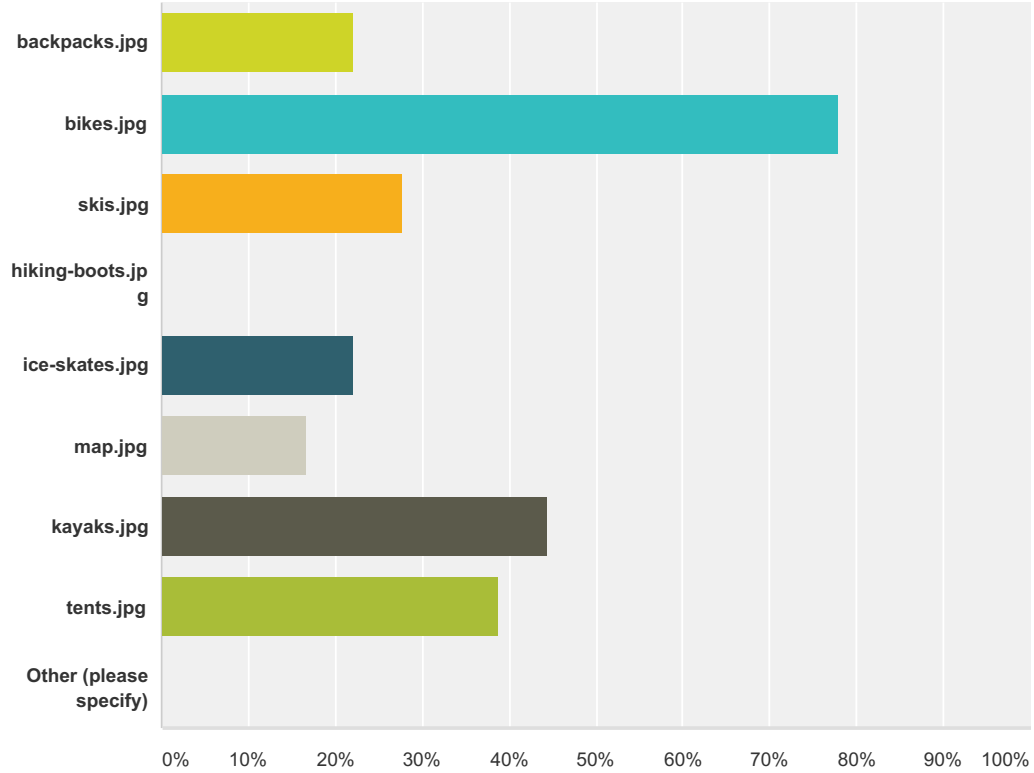
Nature Connection Survey







Other (please specify)	16.67%	3
Total Respondents: 18		

#	Other (please specify)	Date
1	My family works during the week and is to tired during the weekend	2/25/2016 1:27 PM
2	I have school	2/24/2016 12:19 PM
3	to busy doing boss stuff thats probs better than this stuff	2/8/2016 10:31 AM

Q41 If this equipment were available to my family and friends, I would get outside more often... (please choose your top 3):

Answered: 18 Skipped: 0



Answer Choices	Responses
	22.22% 4
	77.78% 14
	27.78% 5
	0.00% 0
	22.22% 4
	16.67% 3

Nature Connection Survey

	44.44%	8
	38.89%	7
Other (please specify)	0.00%	0
Total Respondents: 18		

#	Other (please specify)	Date
	There are no responses.	

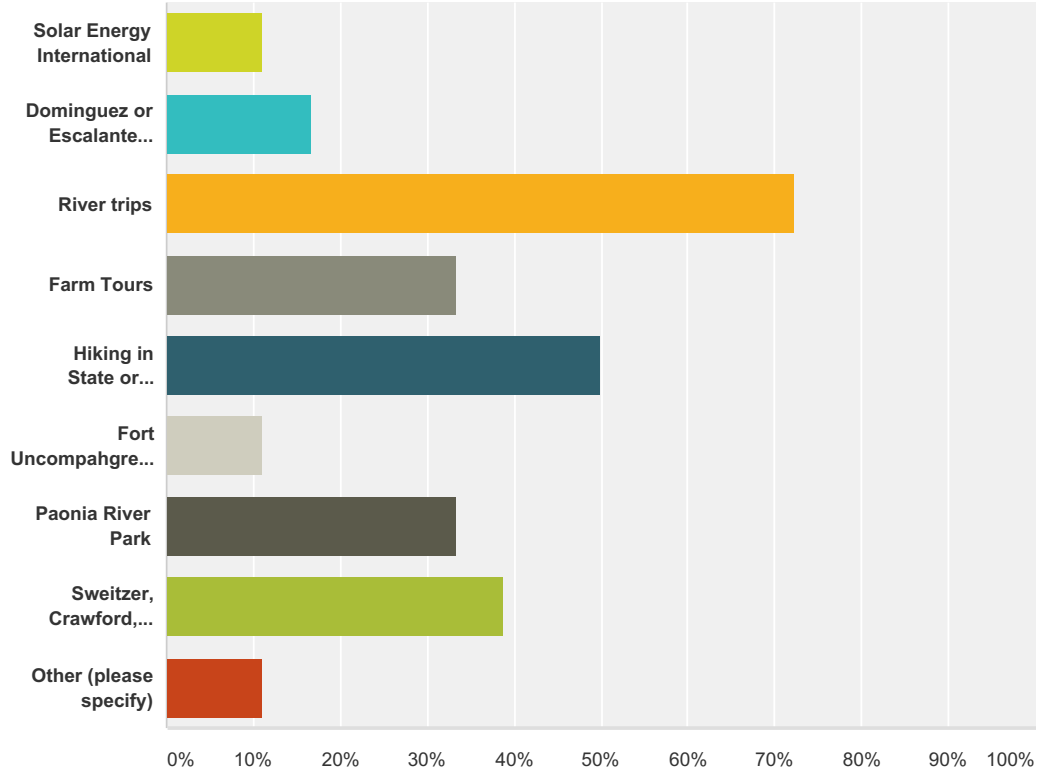
Q42 Is there any other equipment not mentioned above that you would like access to?

Answered: 3 Skipped: 15

#	Responses	Date
1	I flash lights	3/24/2016 6:44 PM
2	Canoe	2/24/2016 12:20 PM
3	one million dollars	2/8/2016 10:32 AM

Q43 What school field trips would you like to participate in more often? (Please choose your top 3):

Answered: 18 Skipped: 0

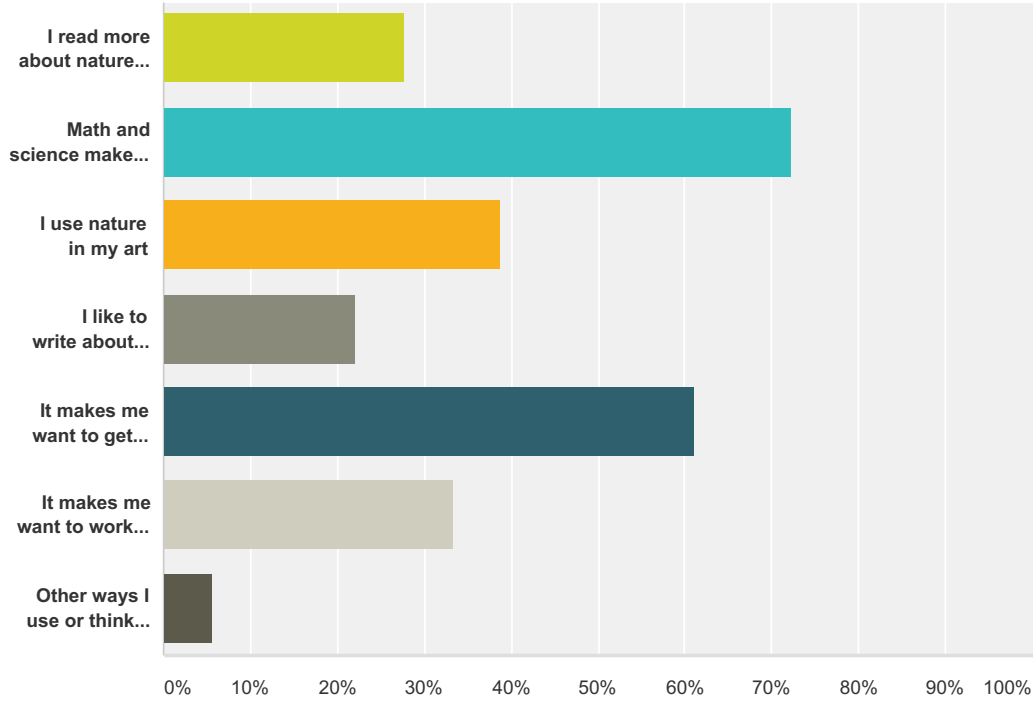


Answer Choices	Responses
Solar Energy International	11.11% 2
Dominguez or Escalante Canyon	16.67% 3
River trips	72.22% 13
Farm Tours	33.33% 6
Hiking in State or National Public Lands (like Gunnison Gorge, Grand Mesa, Uncompahgre Plateau, or the West Elks)	50.00% 9
Fort Uncompahgre Living History Museum	11.11% 2
Paonia River Park	33.33% 6
Sweitzer, Crawford, Confluence, or other lake	38.89% 7
Other (please specify)	11.11% 2
Total Respondents: 18	

#	Other (please specify)	Date
1	seeing movies or maybe balling up	2/8/2016 10:33 AM
2	I wish we could go horse back riding	2/5/2016 8:49 AM

Q44 How have your school field trips connected to your life? (Please choose your top 3):

Answered: 18 Skipped: 0



Answer Choices	Responses
I read more about nature at home or school	27.78% 5
Math and science make more sense when I see how to use them	72.22% 13
I use nature in my art	38.89% 7
I like to write about what I see, hear and experience outdoors	22.22% 4
It makes me want to get outdoors more	61.11% 11
It makes me want to work in an outdoor related field when I grow up	33.33% 6
Other ways I use or think about my school field trips:	5.56% 1
Total Respondents: 18	

#	Other ways I use or think about my school field trips:	Date
1	they are better than normal classes so yeah	2/8/2016 10:34 AM

Nature Connection Survey

Q45 Thank you for taking the survey. If you have any other comments you would like to share please provide them here:

Answered: 5 Skipped: 13

#	Responses	Date
1	Thank you	3/24/2016 6:46 PM
2	not so many dumb questions!!!!!!!!!!!!!!!!!!!!!!!!!!!!!!	3/10/2016 2:12 PM
3	Thank you for letting us take this survey. This has really inspired me to go out more and adventure the world of its great abilities.	2/9/2016 1:16 PM
4	gay	2/8/2016 1:00 PM
5	i hope we get (duh duh duh) one million dollars	2/8/2016 10:34 AM