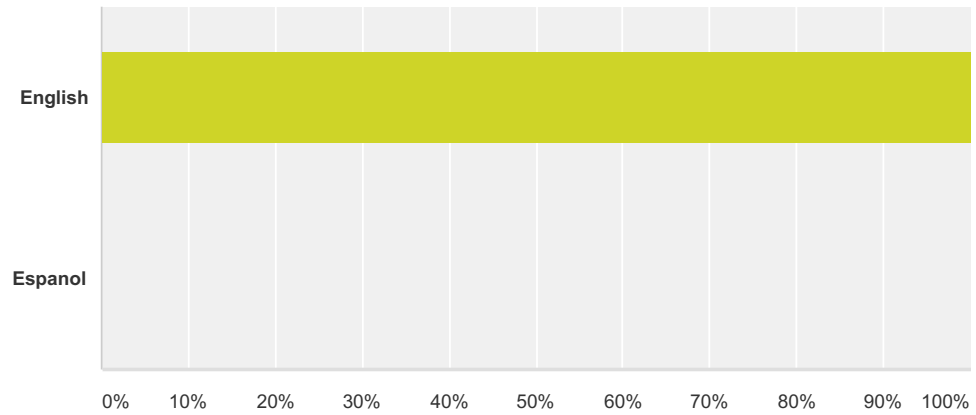


### Q1 Choose your survey language:

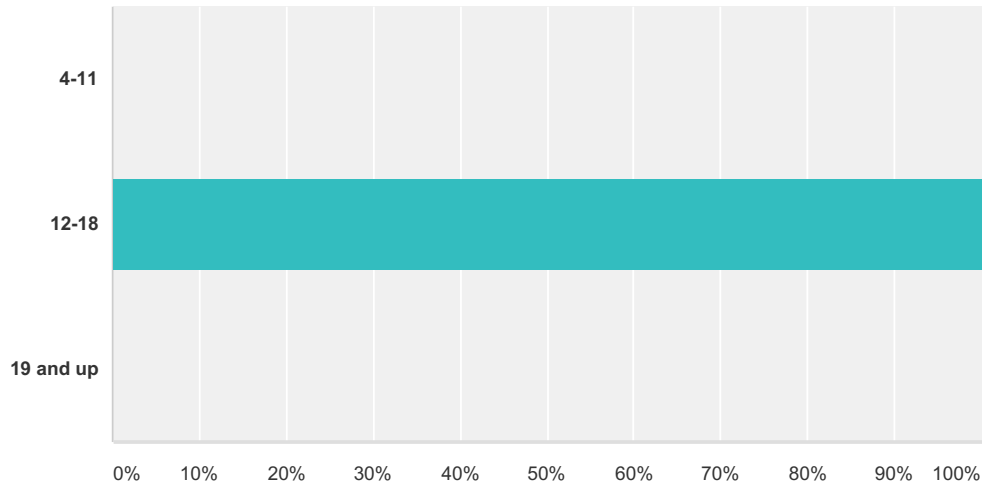
Answered: 1,762 Skipped: 0



Answer Choices	Responses
English	100.00% 1,762
Espanol	0.00% 0
<b>Total</b>	<b>1,762</b>

## Q2 Please choose your age range:

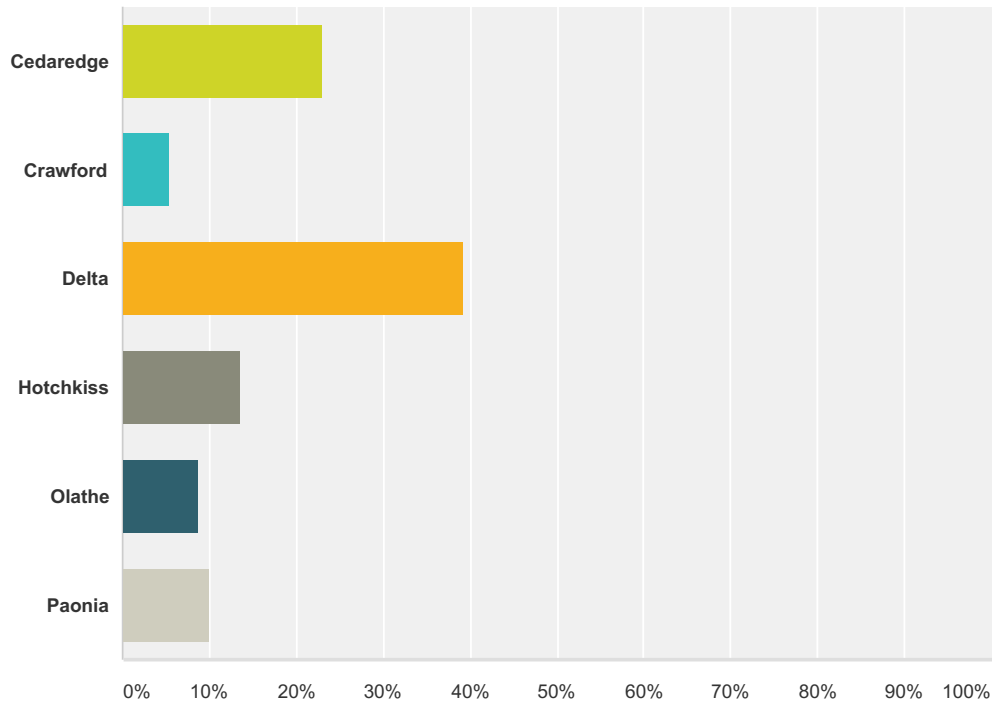
Answered: 1,762 Skipped: 0



Answer Choices	Responses
4-11	0.00% 0
12-18	100.00% 1,762
19 and up	0.00% 0
<b>Total</b>	<b>1,762</b>

### Q31 Which town do you live closest to?

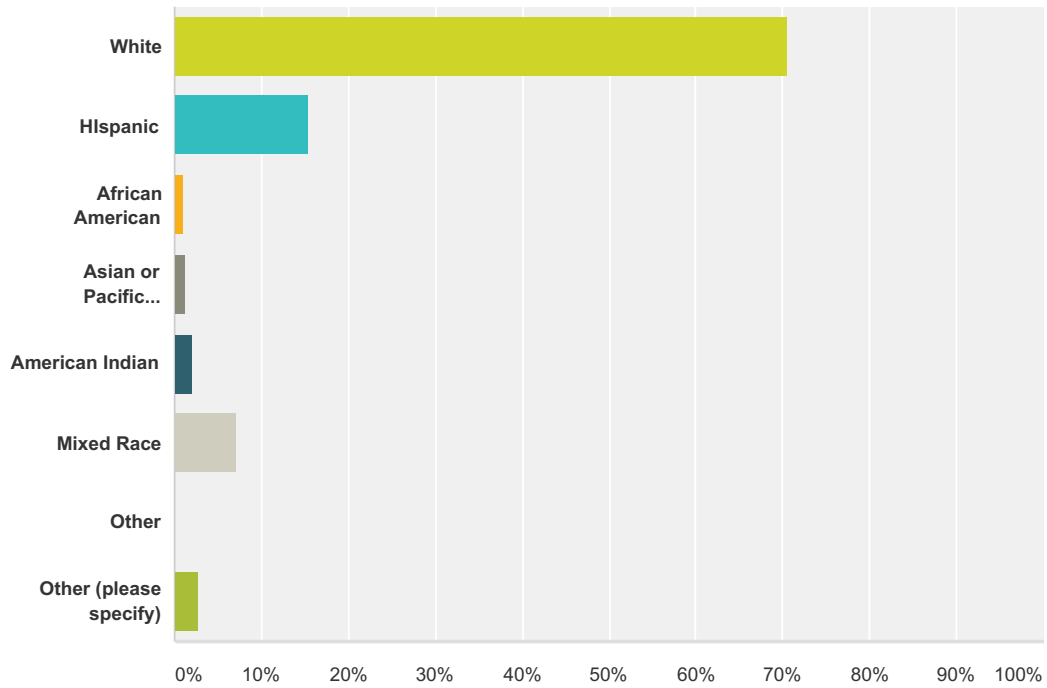
Answered: 1,762 Skipped: 0



Answer Choices	Responses
Cedaredge	23.04% 406
Crawford	5.51% 97
Delta	39.27% 692
Hotchkiss	13.56% 239
Olathe	8.68% 153
Paonia	9.93% 175
<b>Total</b>	<b>1,762</b>

### Q32 What is your ethnicity?

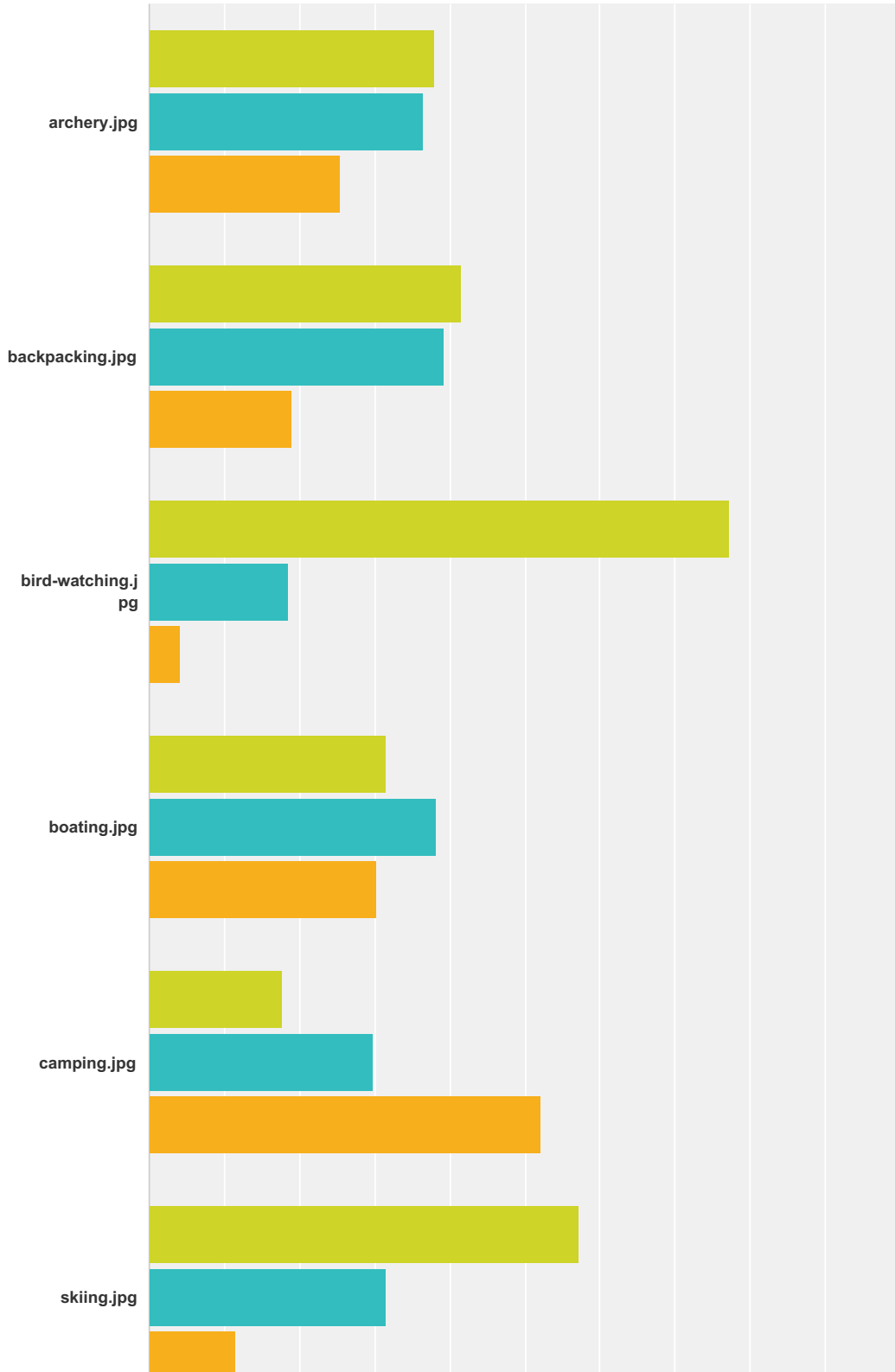
Answered: 1,756 Skipped: 6



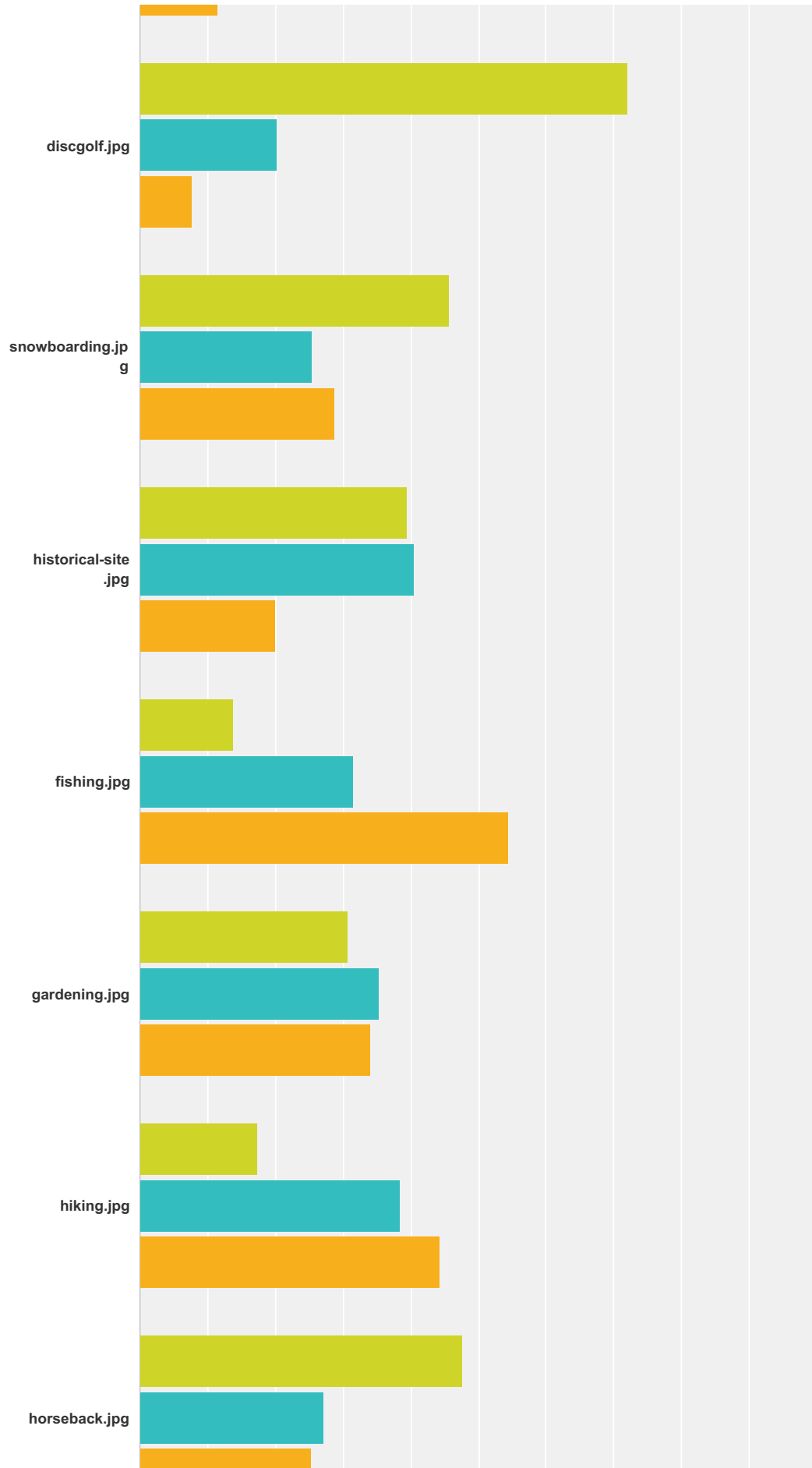
Answer Choices	Responses
White	70.50% 1,238
Hispanic	15.43% 271
African American	1.03% 18
Asian or Pacific Islander	1.20% 21
American Indian	1.99% 35
Mixed Race	7.06% 124
Other	0.00% 0
Other (please specify)	2.79% 49
<b>Total</b>	<b>1,756</b>

**Q33 Below is a list of activities available to kids and families in Western Colorado. Please indicate your level of participation in that activity:**

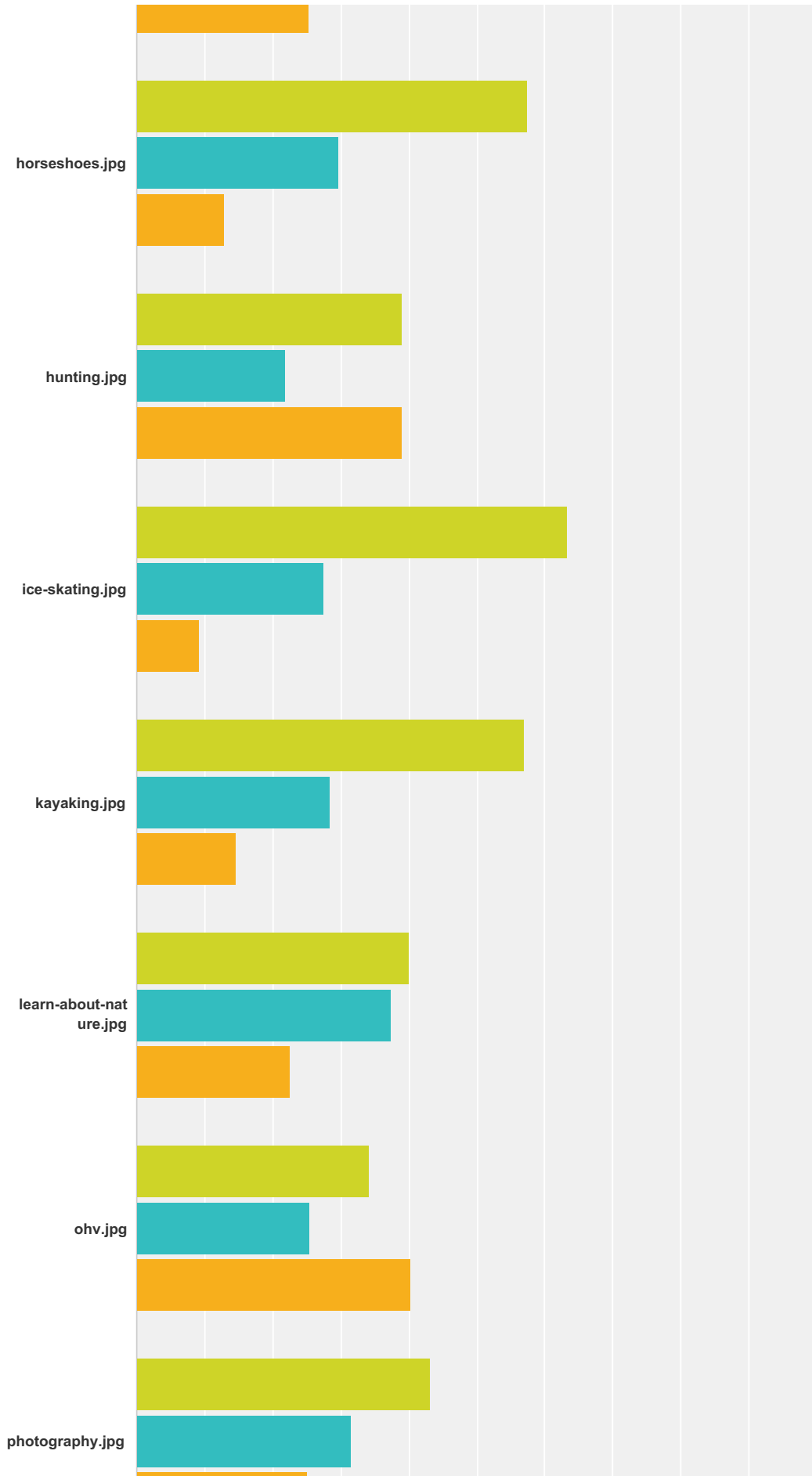
Answered: 1,712 Skipped: 50



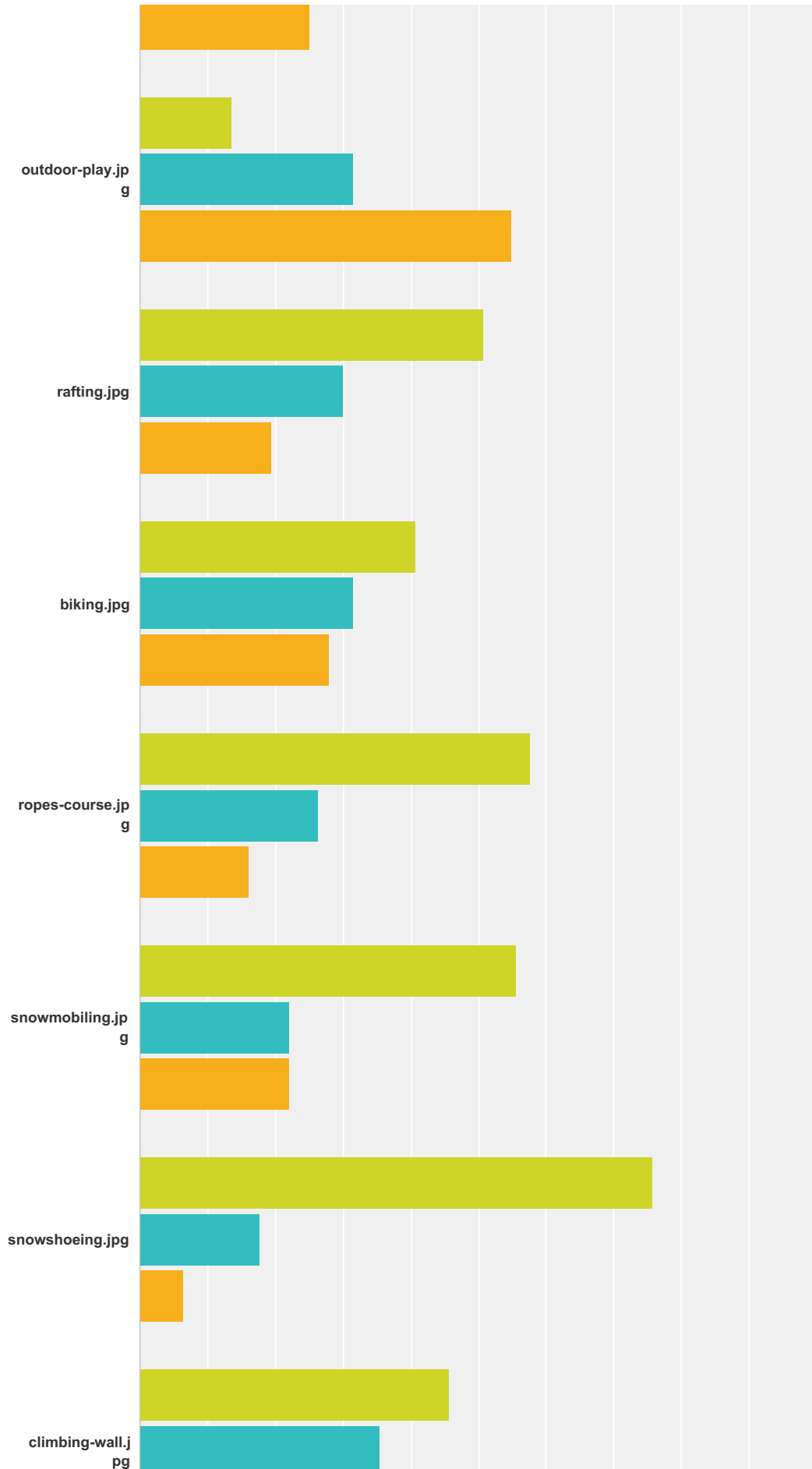
# Nature Connection Survey



# Nature Connection Survey

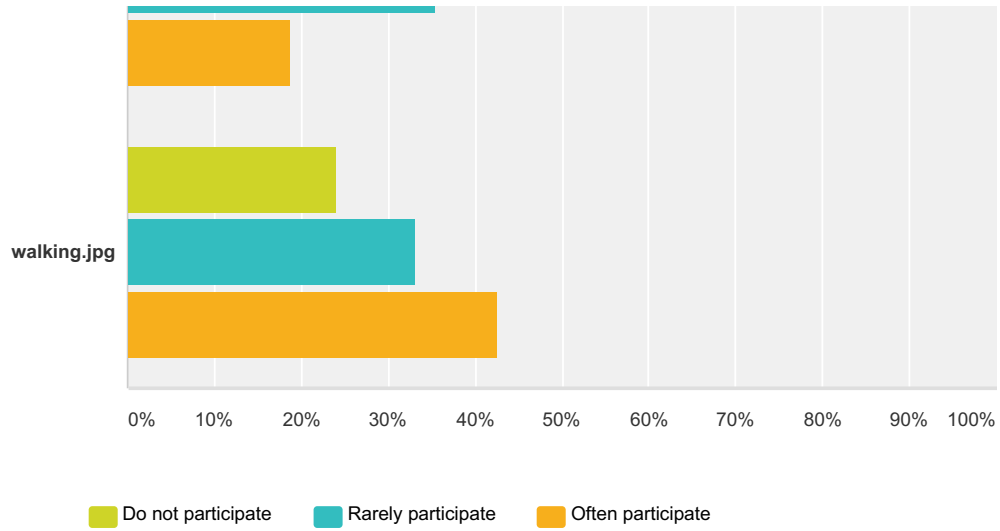










# Nature Connection Survey

















## Nature Connection Survey



	Do not participate	Rarely participate	Often participate	Total
	37.91% 649	36.57% 626	25.53% 437	1,712
	41.65% 713	39.25% 672	19.10% 327	1,712
	77.16% 1,321	18.57% 318	4.26% 73	1,712
	31.54% 540	38.26% 655	30.20% 517	1,712
	17.82% 305	29.91% 512	52.28% 895	1,712
	57.13% 978	31.43% 538	11.45% 196	1,712
	72.02% 1,233	20.33% 348	7.65% 131	1,712
	45.68% 782	25.47% 436	28.86% 494	1,712

## Nature Connection Survey

		<b>39.49%</b> 676	<b>40.54%</b> 694	<b>19.98%</b> 342	1,712
		<b>13.84%</b> 237	<b>31.60%</b> 541	<b>54.56%</b> 934	1,712
		<b>30.72%</b> 526	<b>35.22%</b> 603	<b>34.05%</b> 583	1,712
		<b>17.35%</b> 297	<b>38.32%</b> 656	<b>44.33%</b> 759	1,712
		<b>47.61%</b> 815	<b>27.04%</b> 463	<b>25.35%</b> 434	1,712
		<b>57.36%</b> 982	<b>29.67%</b> 508	<b>12.97%</b> 222	1,712
		<b>39.02%</b> 668	<b>21.96%</b> 376	<b>39.02%</b> 668	1,712
		<b>63.20%</b> 1,082	<b>27.63%</b> 473	<b>9.17%</b> 157	1,712
		<b>56.89%</b> 974	<b>28.45%</b> 487	<b>14.66%</b> 251	1,712
		<b>40.13%</b> 687	<b>37.32%</b> 639	<b>22.55%</b> 386	1,712
		<b>34.29%</b> 587	<b>25.47%</b> 436	<b>40.25%</b> 689	1,712
		<b>43.28%</b> 741	<b>31.60%</b> 541	<b>25.12%</b> 430	1,712

## Nature Connection Survey

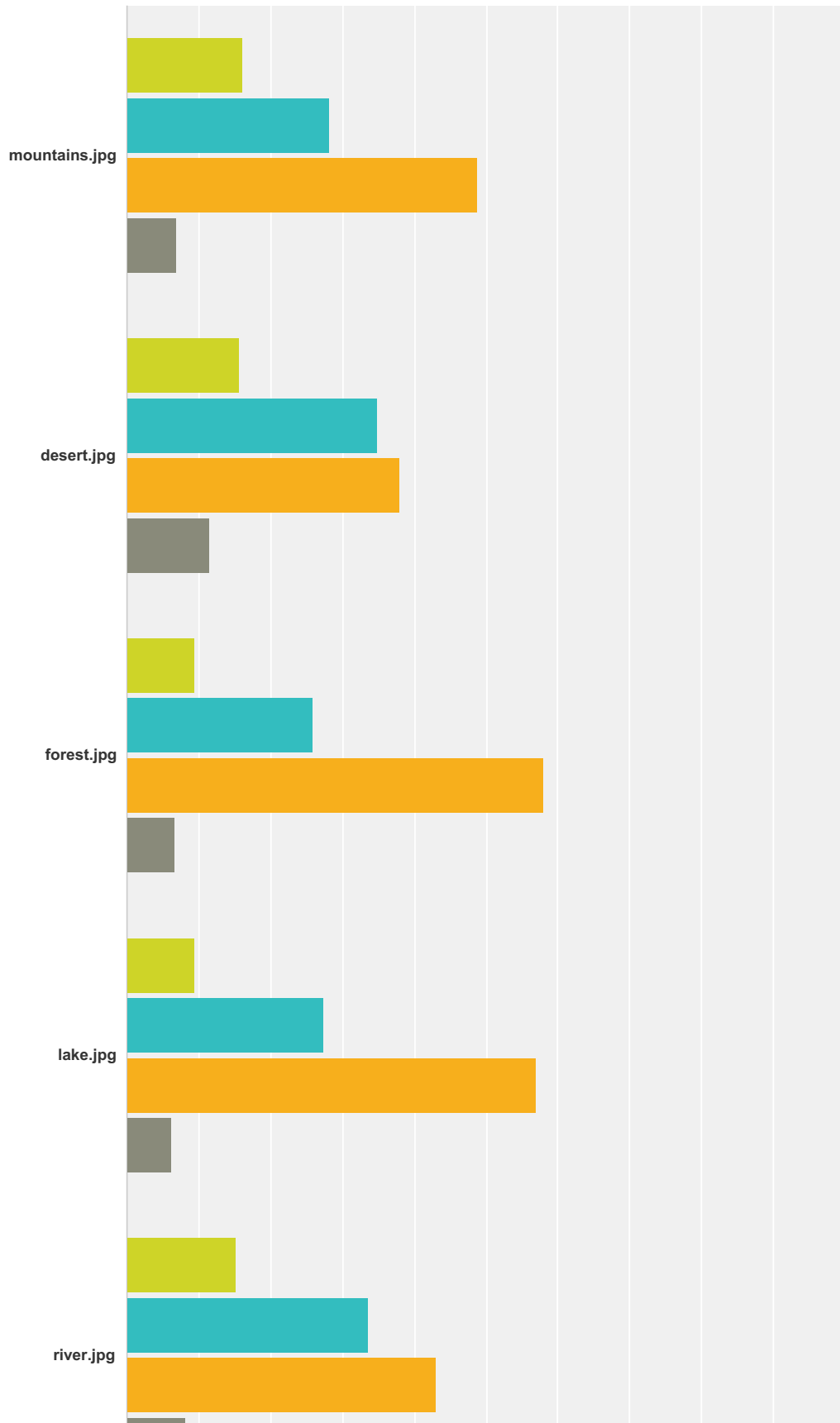
		<b>13.55%</b> 232	<b>31.54%</b> 540	<b>54.91%</b> 940	1,712
		<b>50.64%</b> 867	<b>30.02%</b> 514	<b>19.33%</b> 331	1,712
		<b>40.65%</b> 696	<b>31.43%</b> 538	<b>27.92%</b> 478	1,712
		<b>57.59%</b> 986	<b>26.34%</b> 451	<b>16.06%</b> 275	1,712
		<b>55.61%</b> 952	<b>22.20%</b> 380	<b>22.20%</b> 380	1,712
		<b>75.76%</b> 1,297	<b>17.82%</b> 305	<b>6.43%</b> 110	1,712
		<b>45.79%</b> 784	<b>35.46%</b> 607	<b>18.75%</b> 321	1,712
		<b>24.07%</b> 412	<b>33.29%</b> 570	<b>42.64%</b> 730	1,712

**Q34 Are there any outdoor activities not listed above that you presently participate in?**

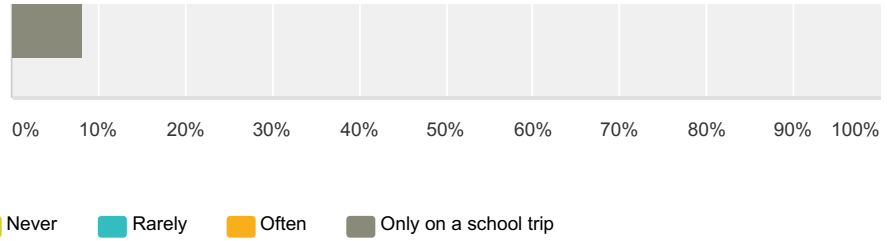
Answered: 624 Skipped: 1,138






### Q35 How often have you done an activity in:

Answered: 1,701 Skipped: 61



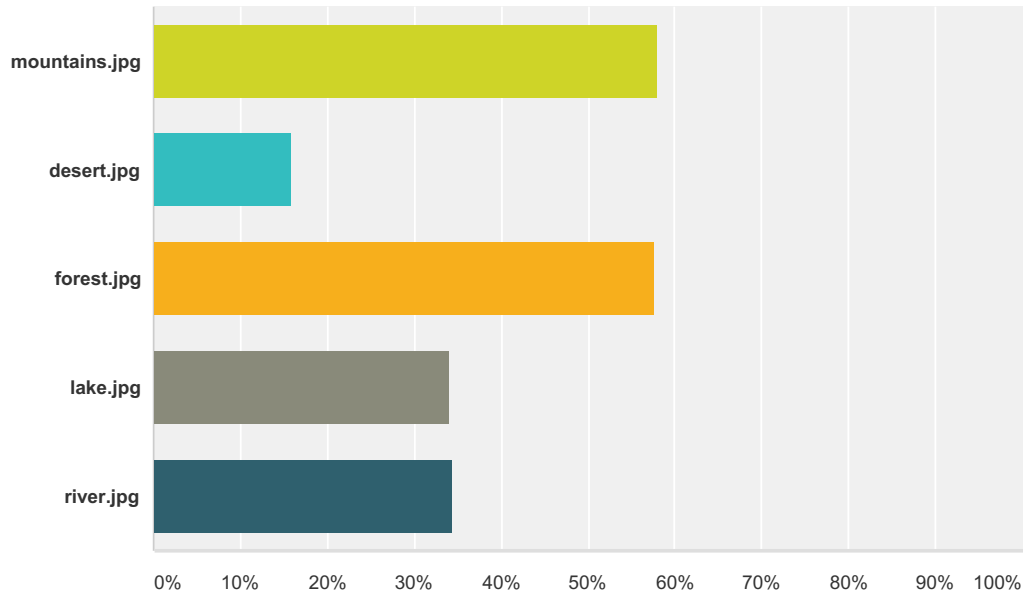
# Nature Connection Survey








	Never	Rarely	Often	Only on a school trip	Total
	16.11% 274	28.16% 479	48.91% 832	6.82% 116	1,701
	15.70% 267	34.92% 594	37.98% 646	11.41% 194	1,701
	9.41% 160	25.87% 440	58.02% 987	6.70% 114	1,701
	9.41% 160	27.40% 466	57.03% 970	6.17% 105	1,701
	15.29% 260	33.63% 572	43.03% 732	8.05% 137	1,701

**Q36 I would like to do more activities in...?  
(please select your top 2 choices)**

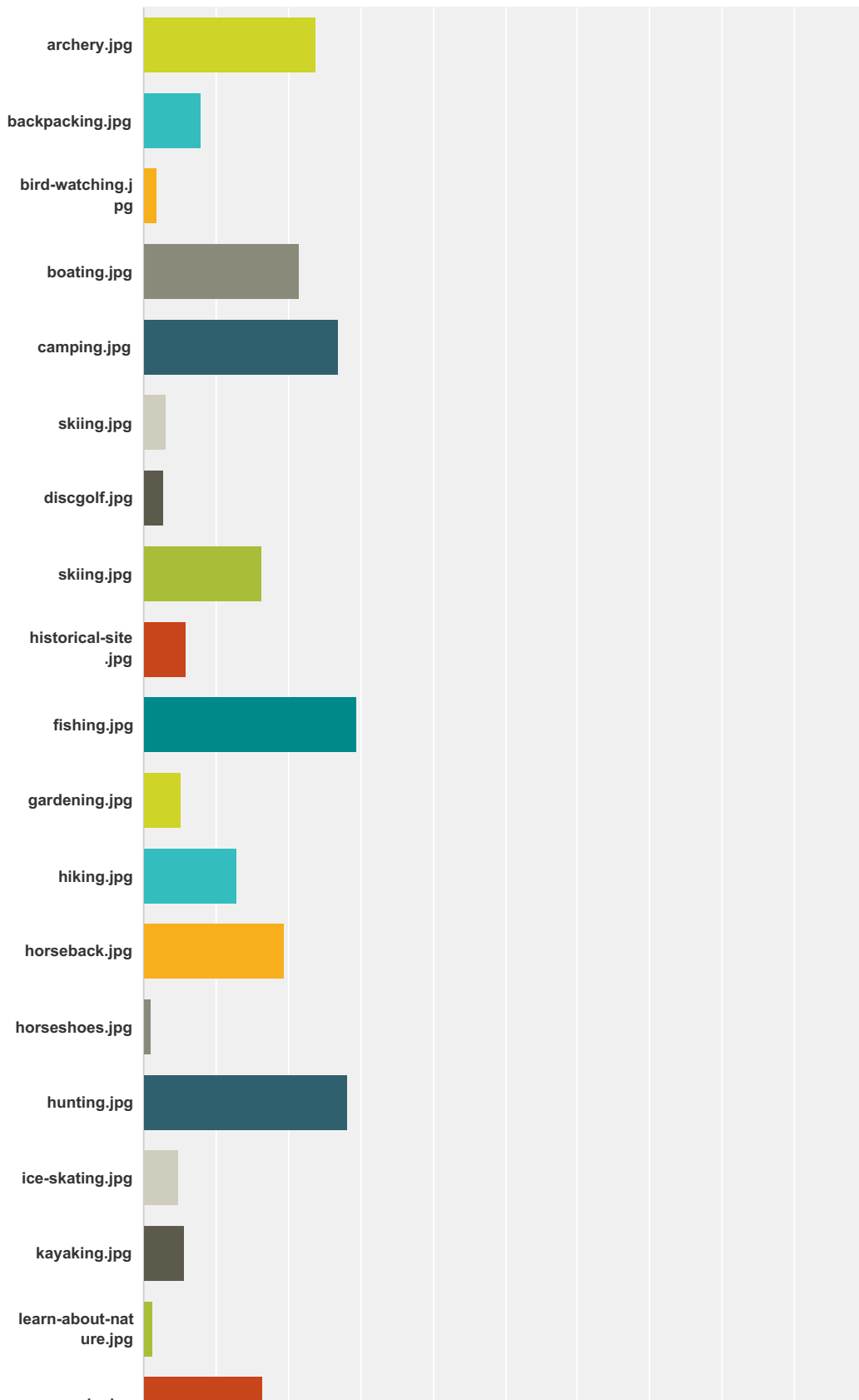
Answered: 1,696 Skipped: 66



Answer Choices	Responses
	58.02% 984
	15.92% 270
	57.67% 978
	33.96% 576
	34.43% 584
<b>Total Respondents: 1,696</b>	

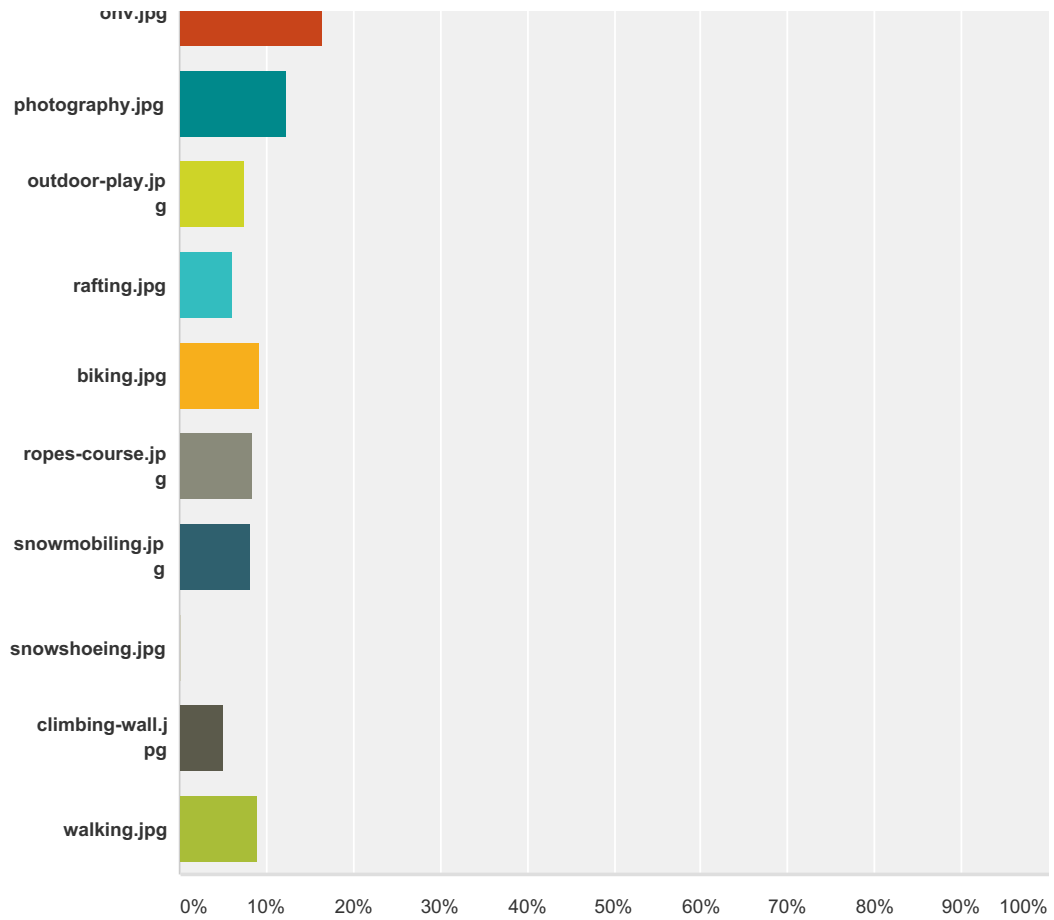
### Q37 Please choose your 3 most favorite activities from among the following:








Answered: 1,681 Skipped: 81






















## Nature Connection Survey



Answer Choices	Responses
	23.85% 401
	7.97% 134
	1.78% 30
	21.59% 363
	26.83% 451
	3.09% 52
	2.74% 46

# Nature Connection Survey

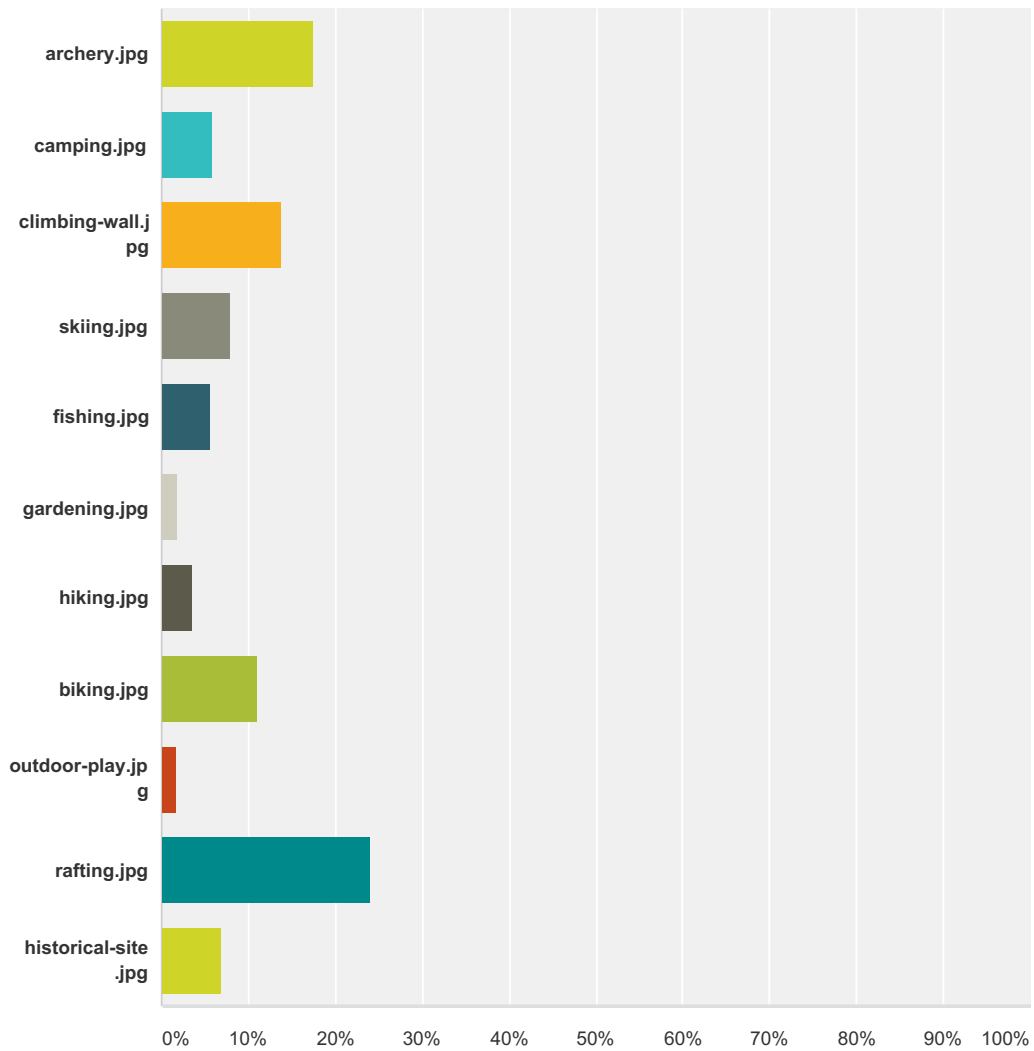
	<b>16.18%</b>	272
	<b>5.83%</b>	98
	<b>29.39%</b>	494
	<b>5.12%</b>	86
	<b>12.97%</b>	218
	<b>19.39%</b>	326
	<b>0.95%</b>	16
	<b>28.26%</b>	475
	<b>4.70%</b>	79
	<b>5.53%</b>	93
	<b>1.25%</b>	21
	<b>16.48%</b>	277
	<b>12.37%</b>	208
	<b>7.44%</b>	125
	<b>6.13%</b>	103
	<b>9.16%</b>	154
	<b>8.39%</b>	141





# Nature Connection Survey

	8.21%	138
	0.30%	5
	5.06%	85
	9.04%	152
<b>Total Respondents: 1,681</b>		








### Q38 Which new activity would you personally most like to try?

Answered: 1,673 Skipped: 89



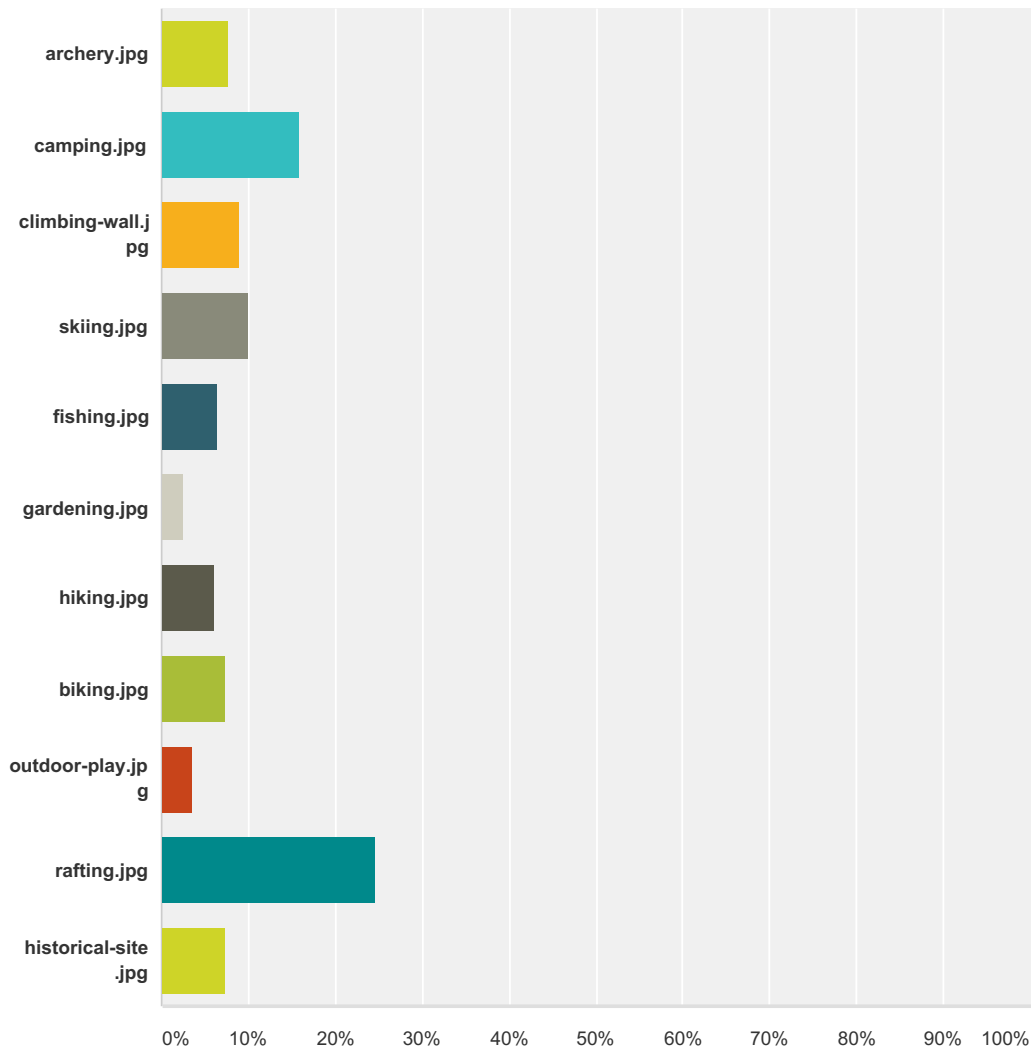
Answer Choices	Responses
	17.57% 294
	5.92% 99
	13.75% 230
	7.83% 131





## Nature Connection Survey

	<b>5.68%</b>	95
	<b>1.79%</b>	30
	<b>3.65%</b>	61
	<b>11.06%</b>	185
	<b>1.73%</b>	29
	<b>24.09%</b>	403
	<b>6.93%</b>	116
<b>Total</b>		<b>1,673</b>








### Q39 Which new activity would you like to try with your family?

Answered: 1,665 Skipped: 97



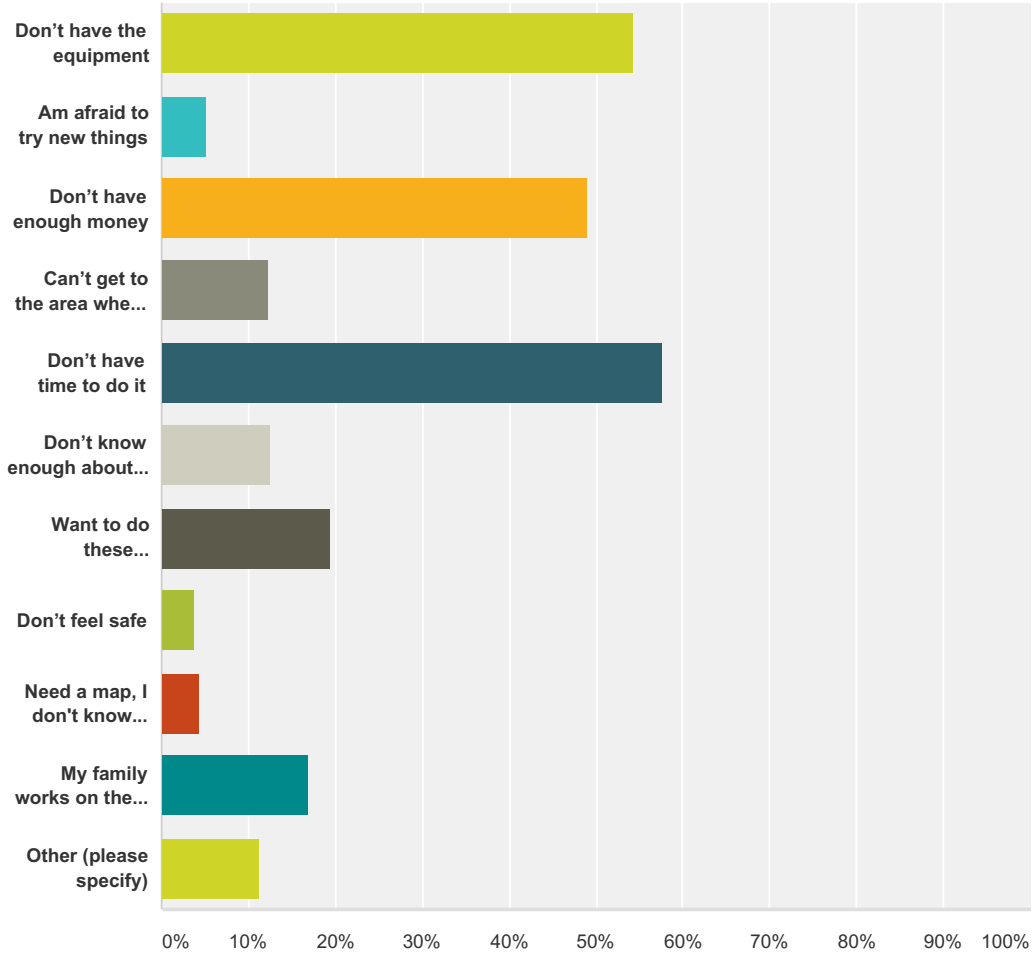
Answer Choices	Responses
	7.63% 127
	15.86% 264
	8.89% 148
	9.97% 166

## Nature Connection Survey

	<b>6.49%</b>	108
	<b>2.46%</b>	41
	<b>6.07%</b>	101
	<b>7.33%</b>	122
	<b>3.48%</b>	58
	<b>24.56%</b>	409
	<b>7.27%</b>	121
<b>Total</b>		<b>1,665</b>

**Q40 What obstacles keep you (and your family) from trying new activities outdoors?  
Please choose your top 3:**

Answered: 1,655 Skipped: 107



Answer Choices	Responses	Count
Don't have the equipment	54.20%	897
Am afraid to try new things	5.14%	85
Don't have enough money	49.00%	811
Can't get to the area where I can do the activity (transportation is a problem)	12.33%	204
Don't have time to do it	57.64%	954
Don't know enough about the activity	12.51%	207
Want to do these activities with my friends, not by myself	19.34%	320
Don't feel safe	3.69%	61
Need a map, I don't know where to go	4.29%	71
My family works on the weekends	16.92%	280

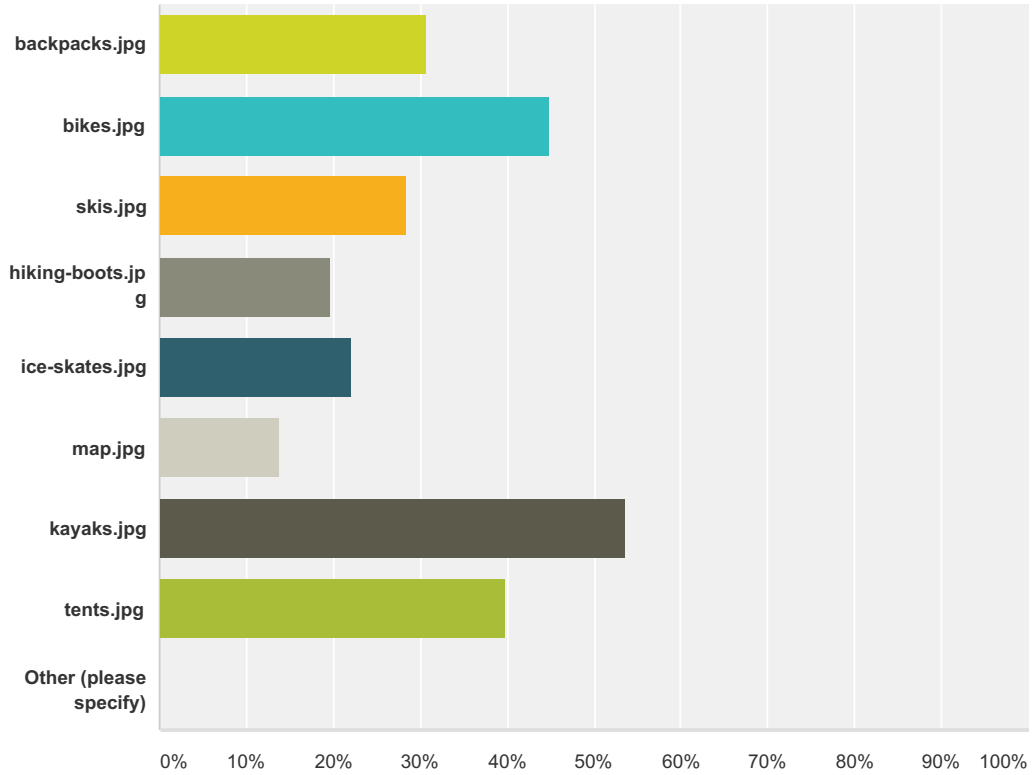








# Nature Connection Survey

Other (please specify)	11.24%	186
<b>Total Respondents: 1,655</b>		

**Q41 If this equipment were available to my family and friends, I would get outside more often... (please choose your top 3):**

Answered: 1,647 Skipped: 115



Answer Choices	Responses
	30.72% 506
	44.93% 740
	28.29% 466
	19.55% 322
	22.16% 365
	13.72% 226

# Nature Connection Survey

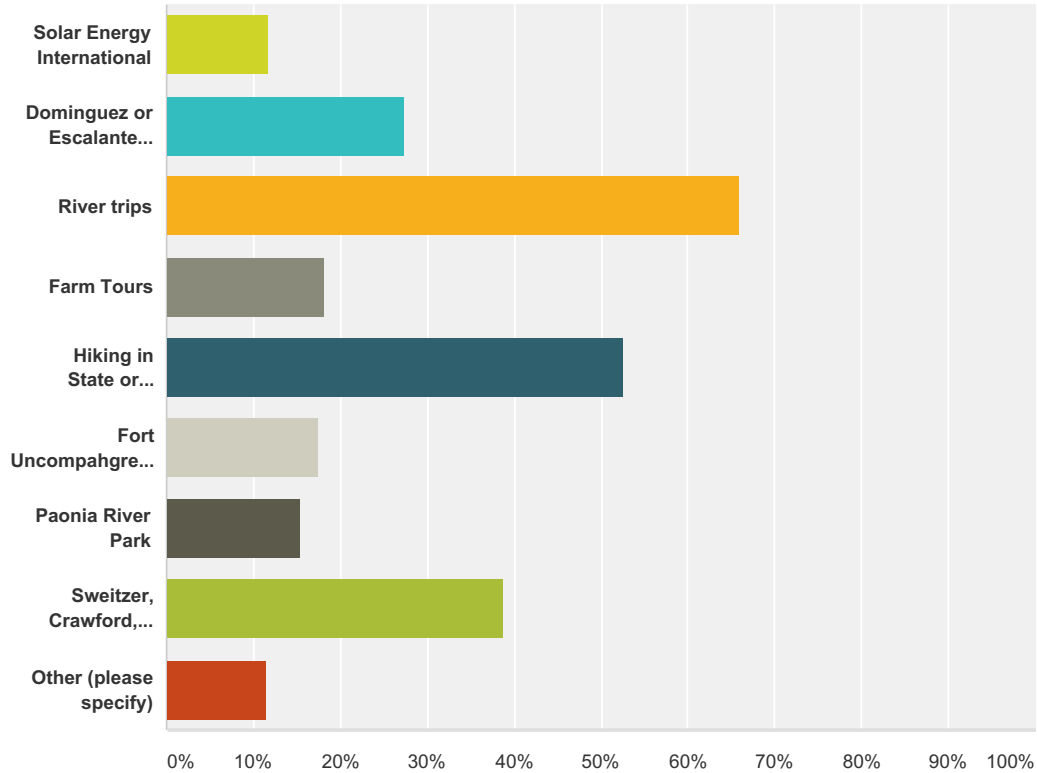
	53.67%	884
	39.95%	658
Other (please specify)	0.00%	0
<b>Total Respondents: 1,647</b>		

**Q42 Is there any other equipment not mentioned above that you would like access to?**

Answered: 230 Skipped: 1,532

### Q43 What school field trips would you like to participate in more often? (Please choose your top 3):

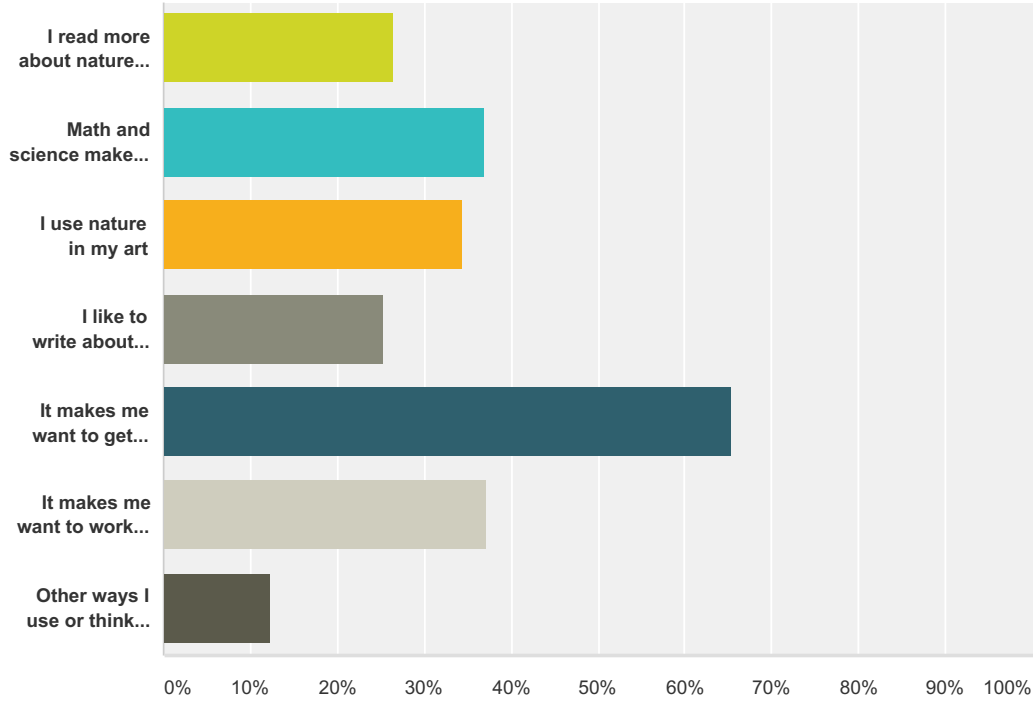
Answered: 1,638 Skipped: 124



Answer Choices	Responses
Solar Energy International	11.72% 192
Dominguez or Escalante Canyon	27.35% 448
River trips	65.93% 1,080
Farm Tours	18.13% 297
Hiking in State or National Public Lands (like Gunnison Gorge, Grand Mesa, Uncompahgre Plateau, or the West Elks)	52.56% 861
Fort Uncompahgre Living History Museum	17.52% 287
Paonia River Park	15.38% 252
Sweitzer, Crawford, Confluence, or other lake	38.89% 637
Other (please specify)	11.54% 189
<b>Total Respondents: 1,638</b>	

### Q44 How have your school field trips connected to your life? (Please choose your top 3):

Answered: 1,629 Skipped: 133



Answer Choices	Responses
I read more about nature at home or school	26.58% 433
Math and science make more sense when I see how to use them	36.89% 601
I use nature in my art	34.44% 561
I like to write about what I see, hear and experience outdoors	25.29% 412
It makes me want to get outdoors more	65.38% 1,065
It makes me want to work in an outdoor related field when I grow up	37.08% 604
Other ways I use or think about my school field trips:	12.34% 201
<b>Total Respondents: 1,629</b>	

**Q45 Thank you for taking the survey. If you have any other comments you would like to share please provide them here:**

Answered: 256 Skipped: 1,506