

Q1 Choose your survey language:

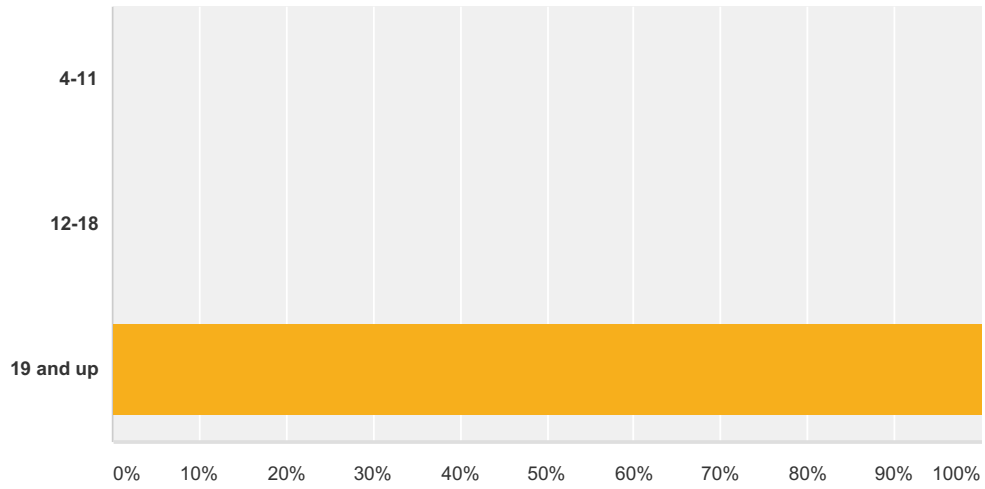
Answered: 32 Skipped: 0



Answer Choices	Responses
English	100.00% 32
Espanol	0.00% 0
Total	32

Q2 Please choose your age range:

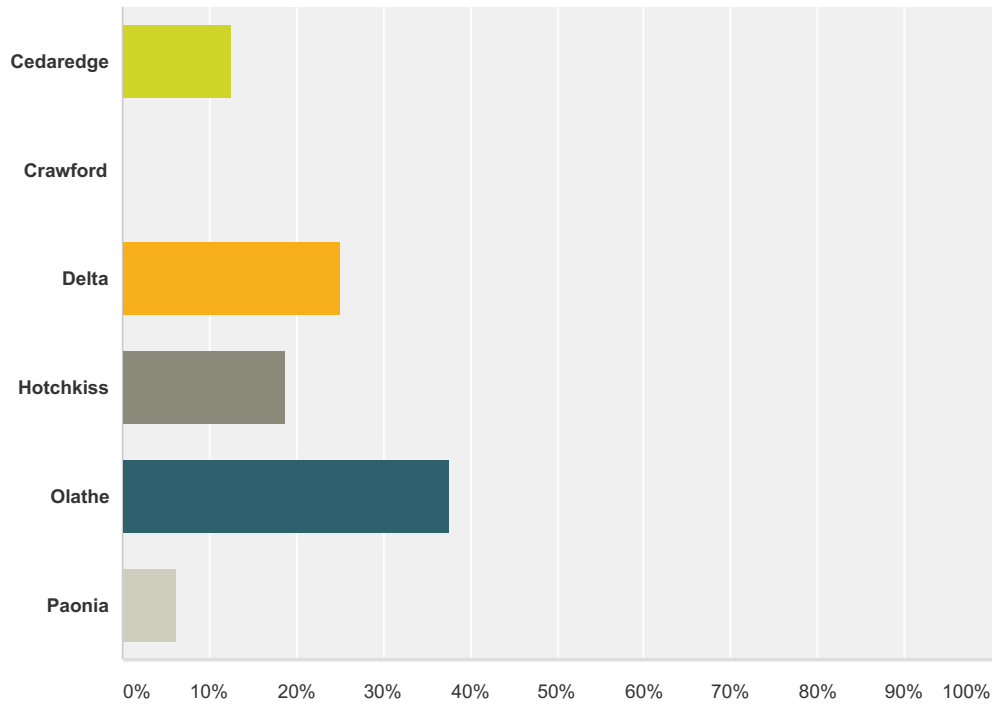
Answered: 32 Skipped: 0



Answer Choices	Responses
4-11	0.00% 0
12-18	0.00% 0
19 and up	100.00% 32
Total	32

Q19 Which town do you live closest to?

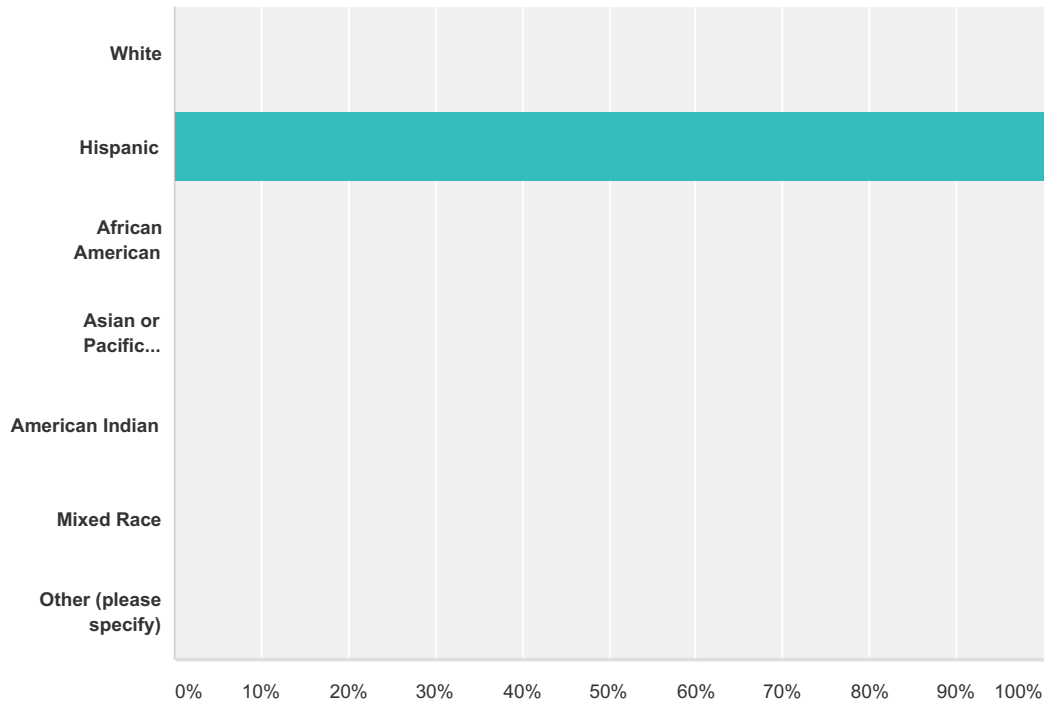
Answered: 32 Skipped: 0



Answer Choices	Responses
Cedaredge	12.50% 4
Crawford	0.00% 0
Delta	25.00% 8
Hotchkiss	18.75% 6
Olathe	37.50% 12
Paonia	6.25% 2
Total	32

Q20 What is your ethnicity?

Answered: 32 Skipped: 0

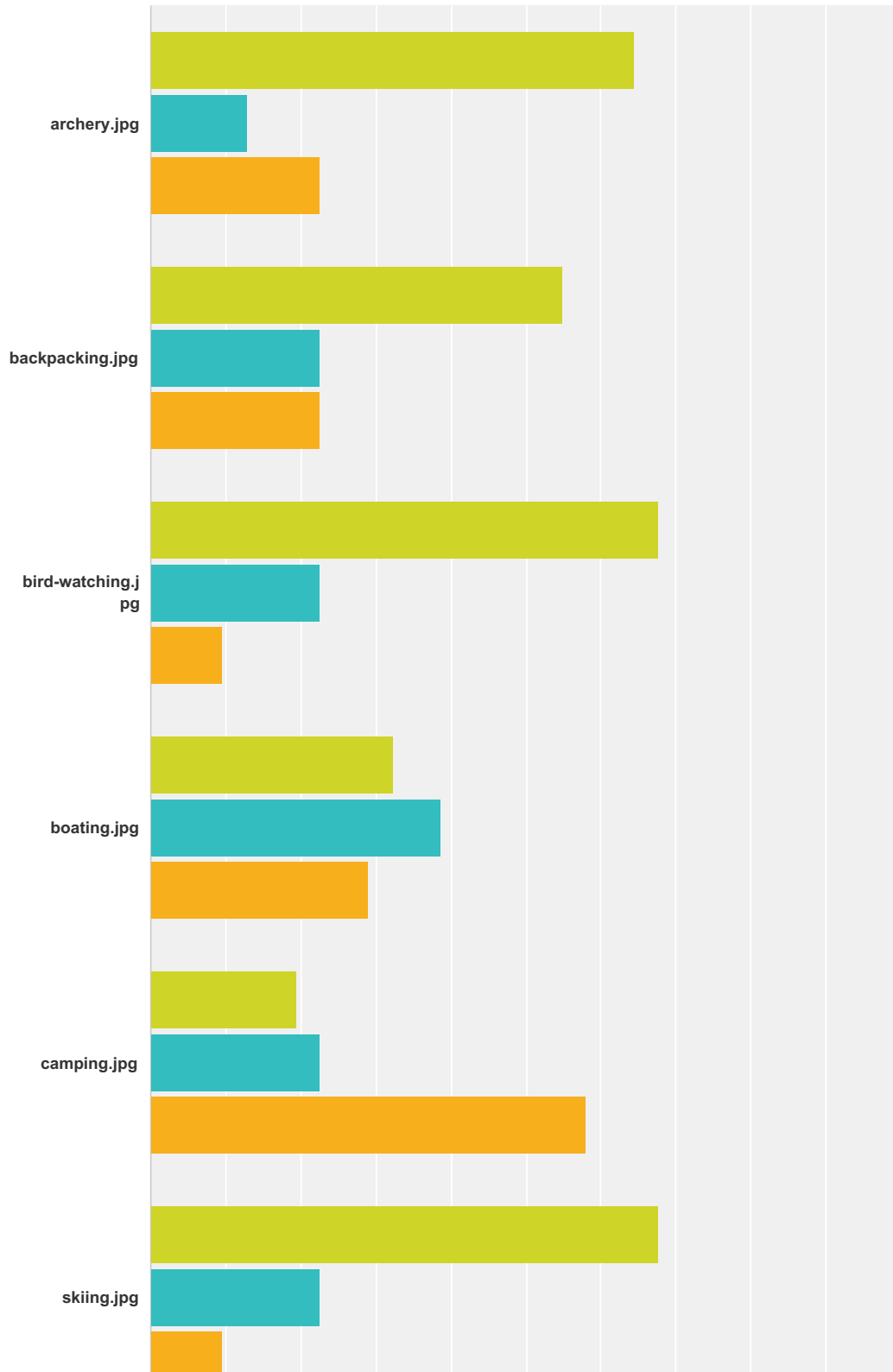


Answer Choices	Responses
White	0.00% 0
Hispanic	100.00% 32
African American	0.00% 0
Asian or Pacific Islander	0.00% 0
American Indian	0.00% 0
Mixed Race	0.00% 0
Other (please specify)	0.00% 0
Total	32

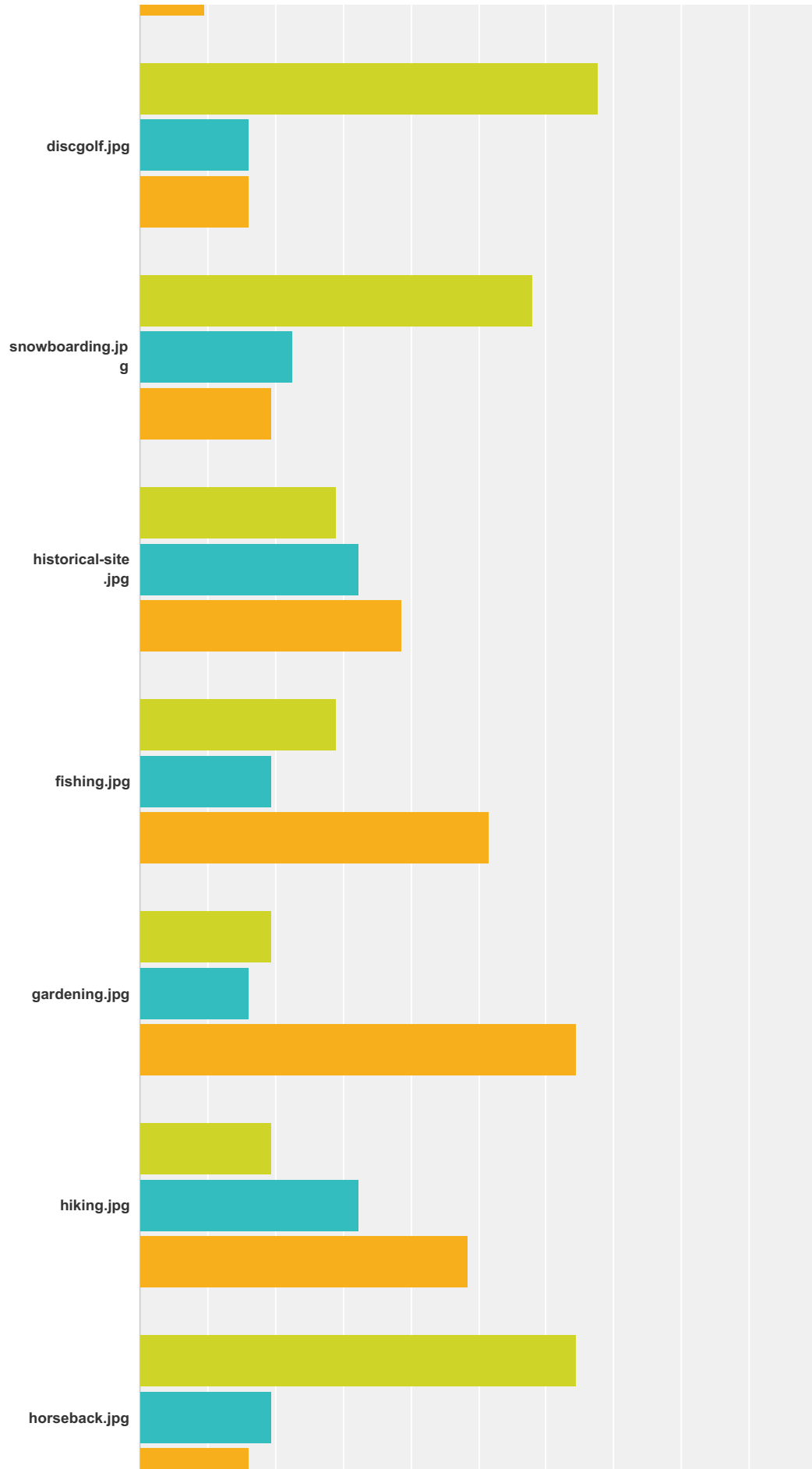
#	Other (please specify)	Date
	There are no responses.	

Q21 Below is a list of activities available to kids and families in Western Colorado. Please indicate your level of participation in that activity:

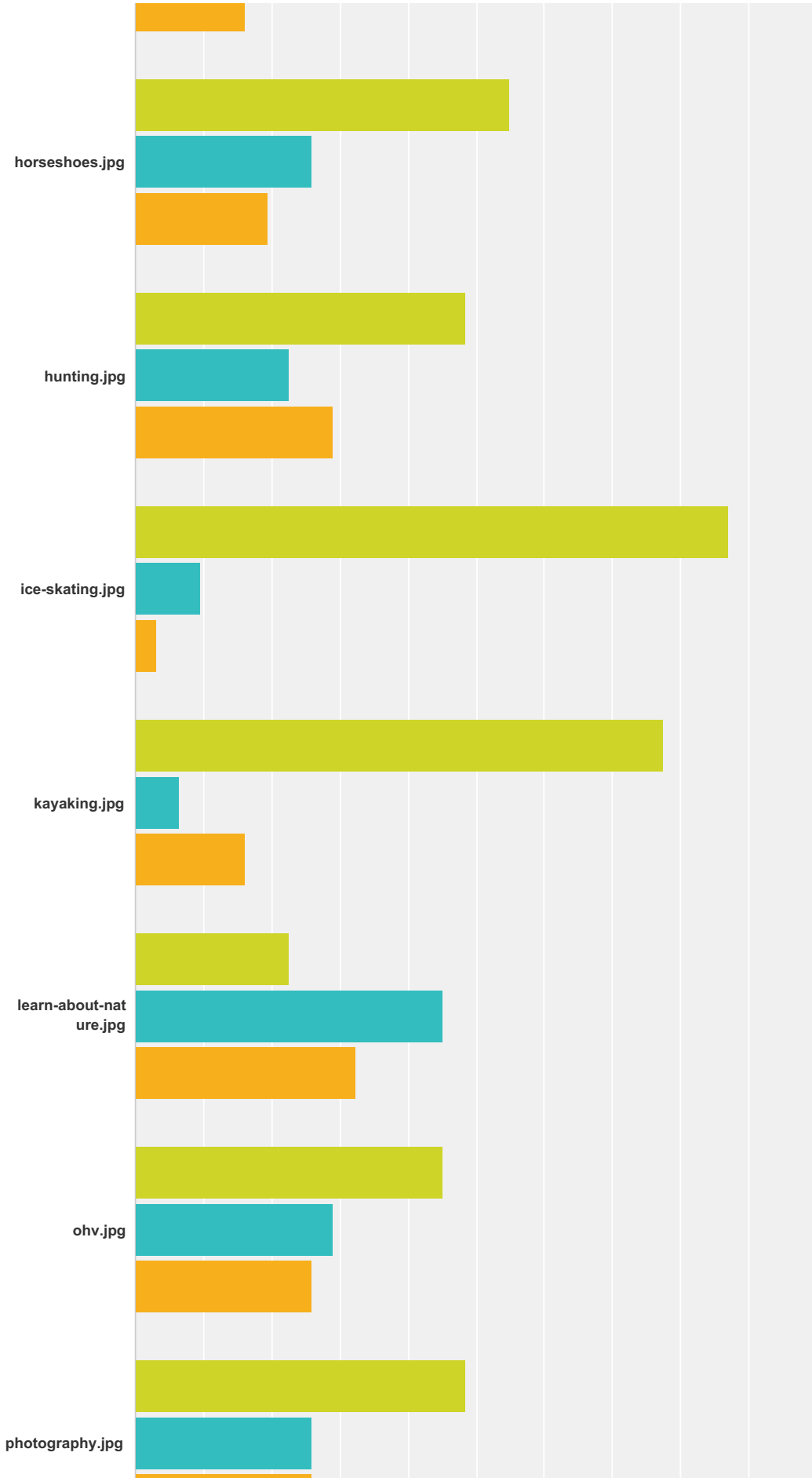
Answered: 31 Skipped: 1



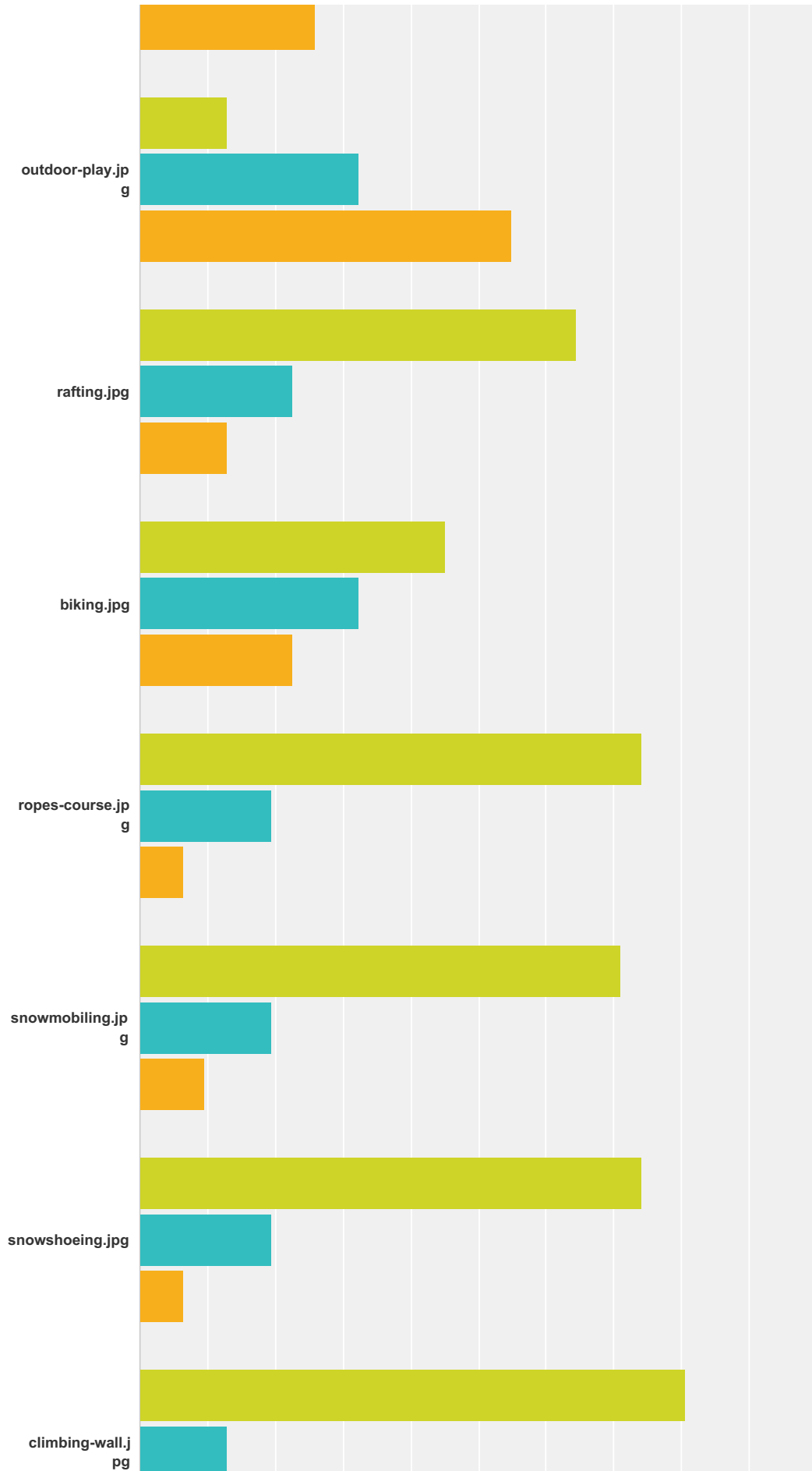
Nature Connection Survey



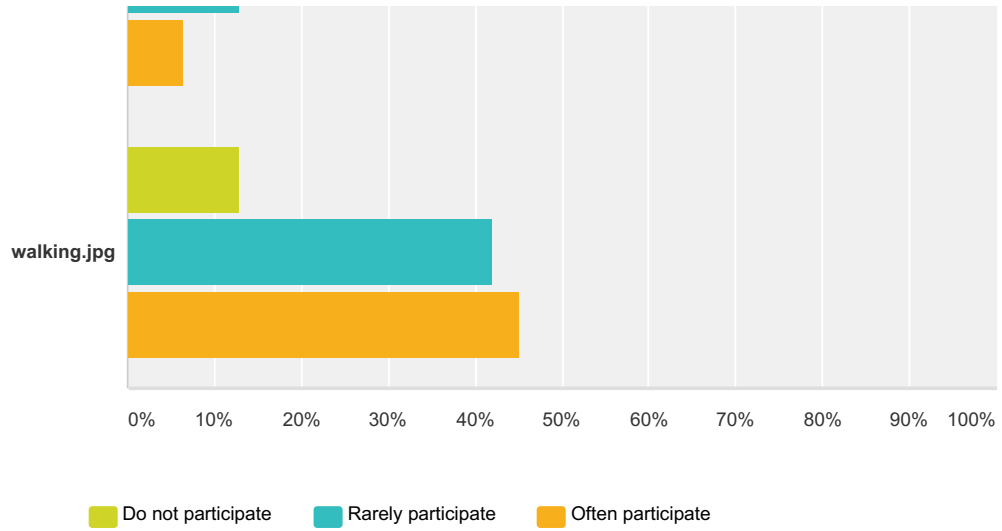
Nature Connection Survey











Nature Connection Survey















Nature Connection Survey











	Do not participate	Rarely participate	Often participate	Total
	64.52% 20	12.90% 4	22.58% 7	31
	54.84% 17	22.58% 7	22.58% 7	31
	67.74% 21	22.58% 7	9.68% 3	31
	32.26% 10	38.71% 12	29.03% 9	31
	19.35% 6	22.58% 7	58.06% 18	31
	67.74% 21	22.58% 7	9.68% 3	31
	67.74% 21	16.13% 5	16.13% 5	31
	58.06% 18	22.58% 7	19.35% 6	31

Nature Connection Survey

		29.03% 9	32.26% 10	38.71% 12	31
		29.03% 9	19.35% 6	51.61% 16	31
		19.35% 6	16.13% 5	64.52% 20	31
		19.35% 6	32.26% 10	48.39% 15	31
		64.52% 20	19.35% 6	16.13% 5	31
		54.84% 17	25.81% 8	19.35% 6	31
		48.39% 15	22.58% 7	29.03% 9	31
		87.10% 27	9.68% 3	3.23% 1	31
		77.42% 24	6.45% 2	16.13% 5	31
		22.58% 7	45.16% 14	32.26% 10	31
		45.16% 14	29.03% 9	25.81% 8	31
		48.39% 15	25.81% 8	25.81% 8	31

Nature Connection Survey

	12.90% 4	32.26% 10	54.84% 17	31
	64.52% 20	22.58% 7	12.90% 4	31
	45.16% 14	32.26% 10	22.58% 7	31
	74.19% 23	19.35% 6	6.45% 2	31
	70.97% 22	19.35% 6	9.68% 3	31
	74.19% 23	19.35% 6	6.45% 2	31
	80.65% 25	12.90% 4	6.45% 2	31
	12.90% 4	41.94% 13	45.16% 14	31

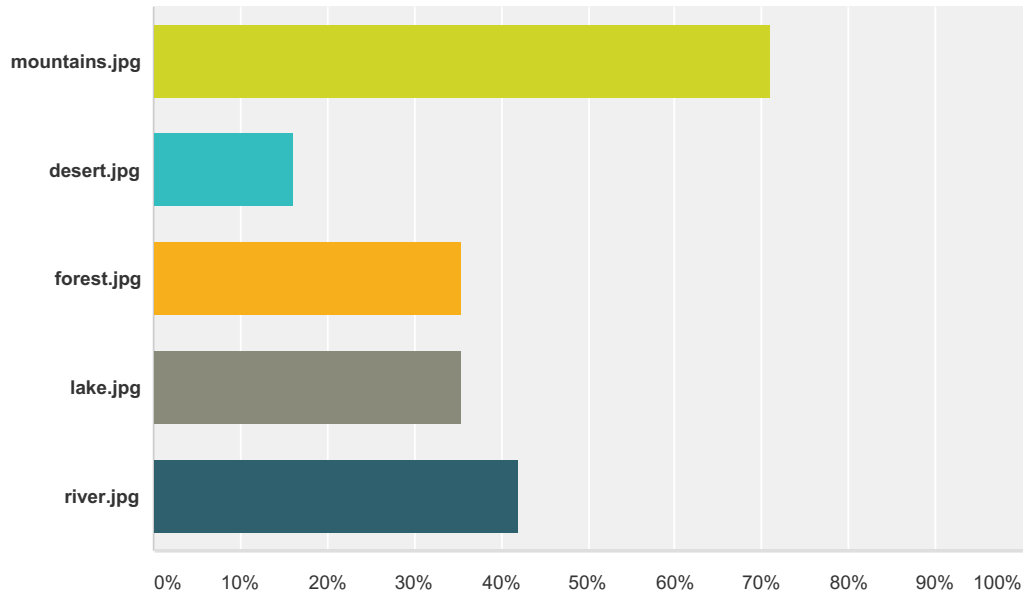
Q22 Are there any outdoor activities not listed above that you presently participate in?






Answered: 2 Skipped: 30

#	Responses	Date
1	Swimming	3/12/2016 2:34 PM
2	Sports soccer,basketball, football	2/24/2016 12:15 PM

**Q23 I would like to do more activities in...?
(please select your top 2 choices)**

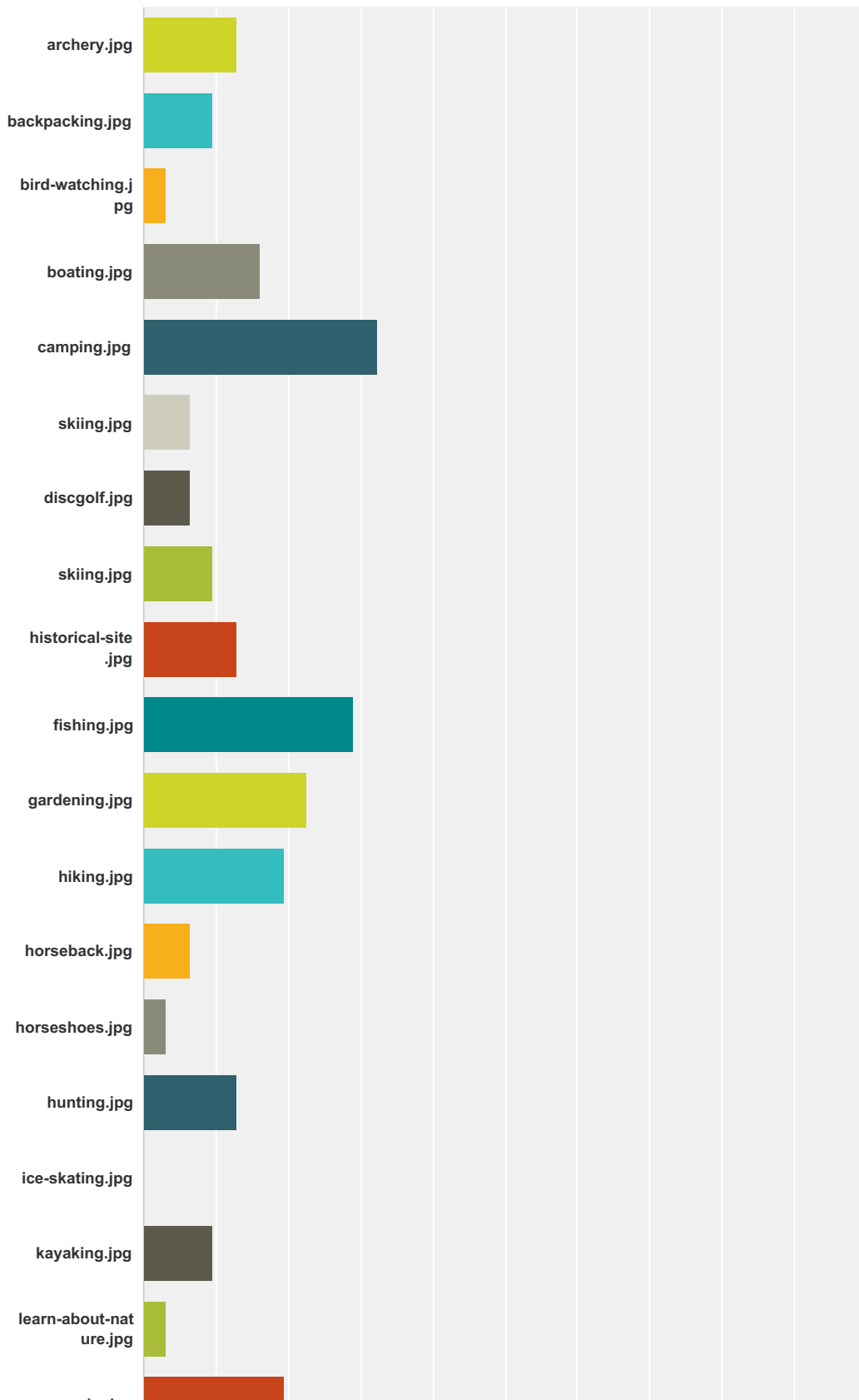
Answered: 31 Skipped: 1



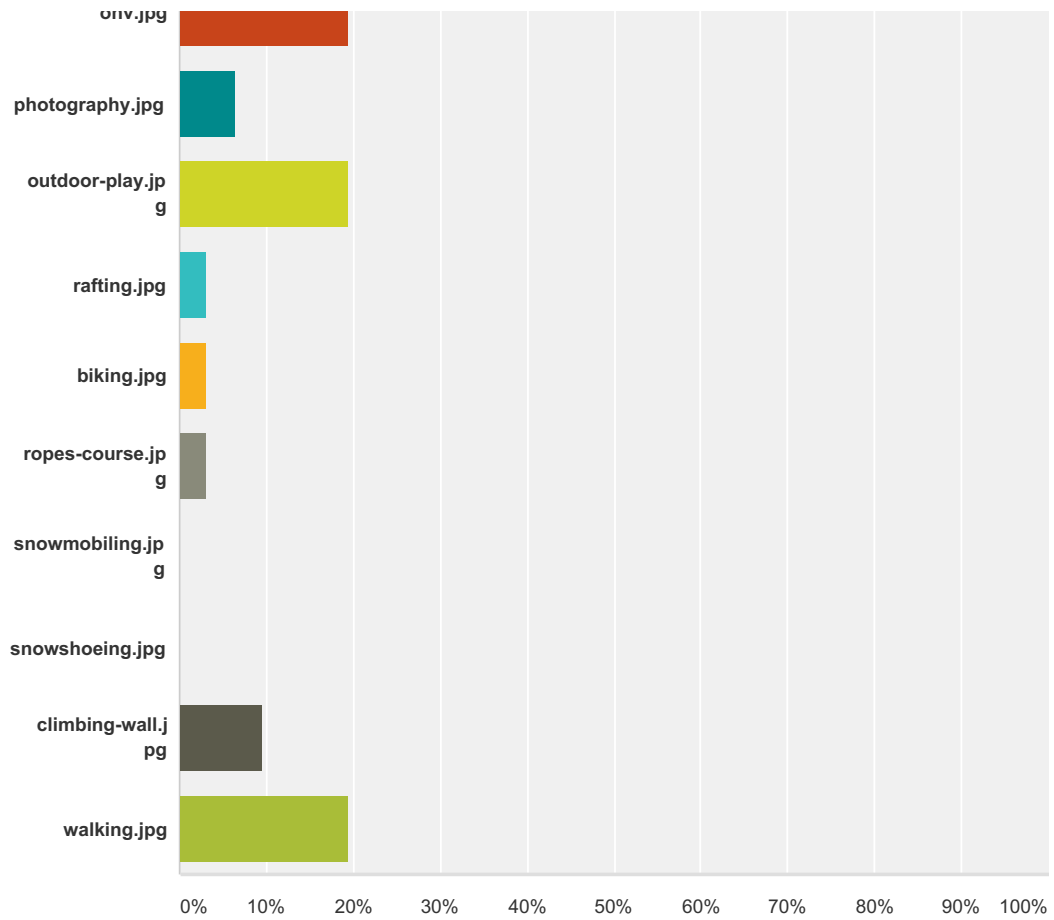
Answer Choices	Responses
	70.97% 22
	16.13% 5
	35.48% 11
	35.48% 11
	41.94% 13
Total Respondents: 31	








Q24 Please choose your 3 most favorite activities from among the following:

Answered: 31 Skipped: 1




















Nature Connection Survey





Answer Choices	Responses
	12.90% 4
	9.68% 3
	3.23% 1
	16.13% 5
	32.26% 10
	6.45% 2
	6.45% 2

Nature Connection Survey

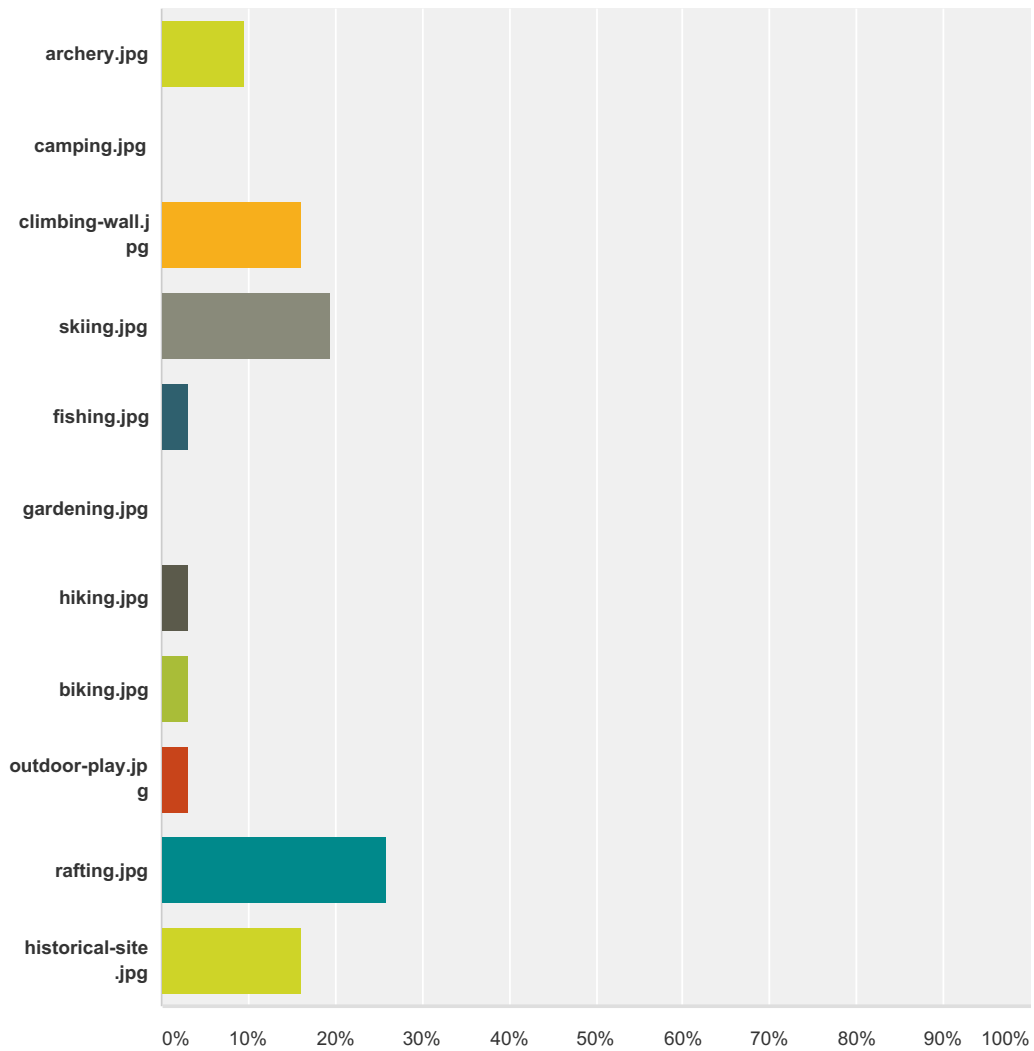
	9.68%	3
	12.90%	4
	29.03%	9
	22.58%	7
	19.35%	6
	6.45%	2
	3.23%	1
	12.90%	4
	0.00%	0
	9.68%	3
	3.23%	1
	19.35%	6
	6.45%	2
	19.35%	6
	3.23%	1
	3.23%	1
	3.23%	1





Nature Connection Survey

	0.00%	0
	0.00%	0
	9.68%	3
	19.35%	6
Total Respondents: 31		








Q25 Which new activity would you personally most like to try?

Answered: 31 Skipped: 1



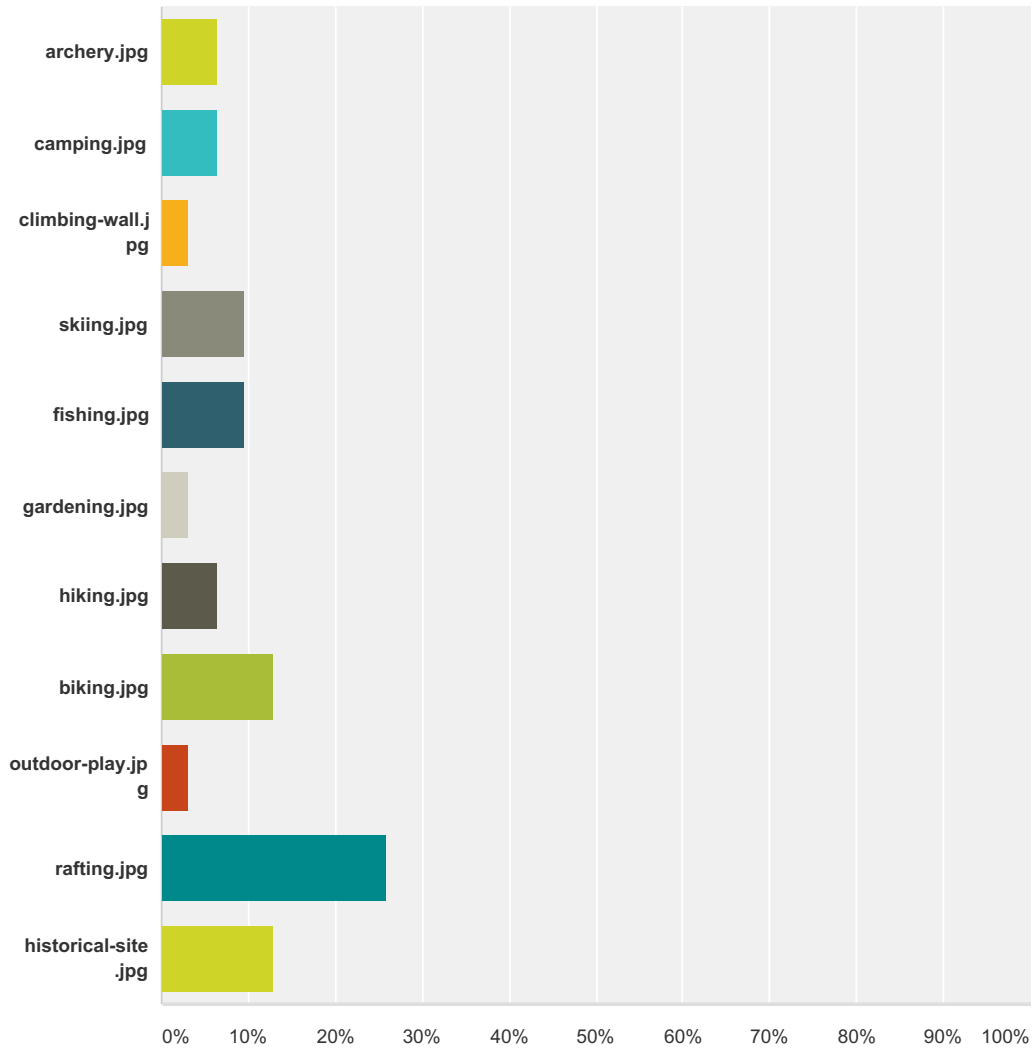
Answer Choices	Responses
	9.68% 3
	0.00% 0
	16.13% 5
	19.35% 6





Nature Connection Survey

	3.23%	1
	0.00%	0
	3.23%	1
	3.23%	1
	3.23%	1
	25.81%	8
	16.13%	5
Total		31








Q26 Which new activity would you like to try with your family?

Answered: 31 Skipped: 1



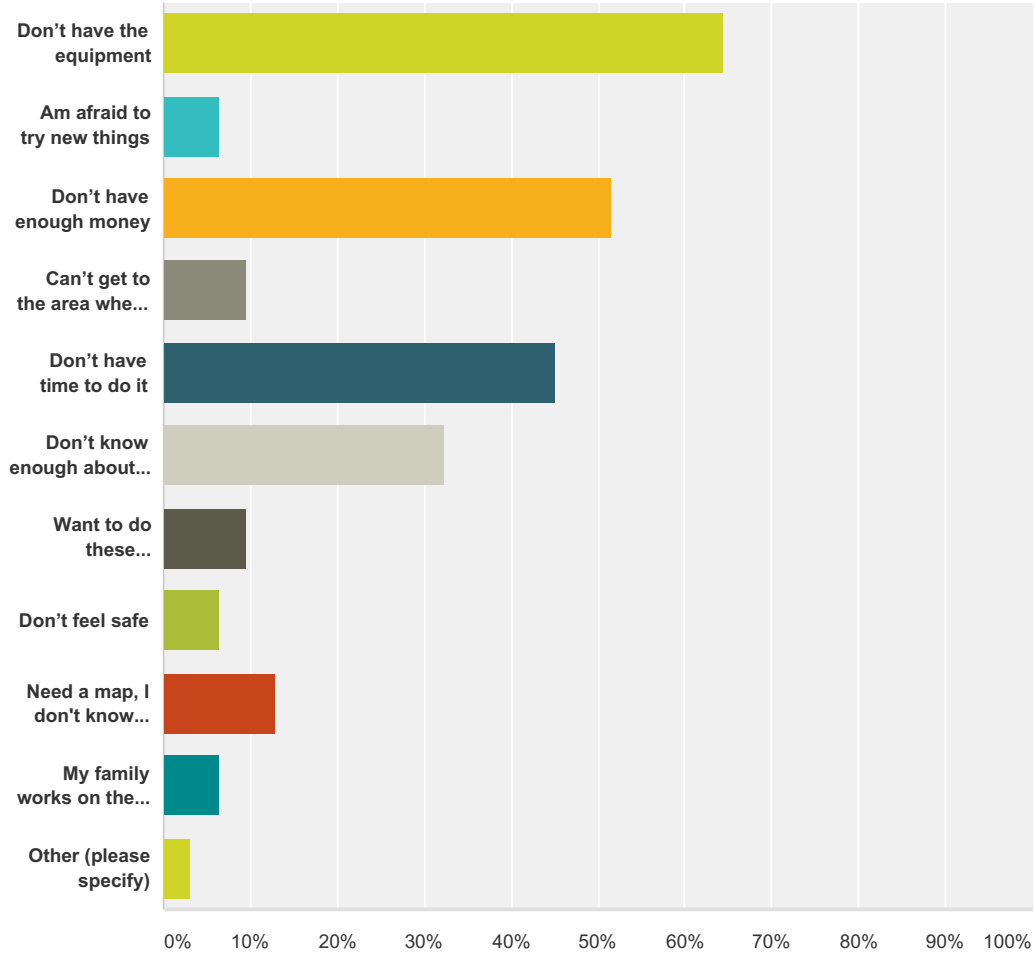
Answer Choices	Responses
	6.45% 2
	6.45% 2
	3.23% 1
	9.68% 3

Nature Connection Survey

	9.68%	3
	3.23%	1
	6.45%	2
	12.90%	4
	3.23%	1
	25.81%	8
	12.90%	4
Total		31

**Q27 What obstacles keep you (and your family) from trying new activities outdoors?
Please choose your top 3:**

Answered: 31 Skipped: 1



Answer Choices	Responses
Don't have the equipment	64.52% 20
Am afraid to try new things	6.45% 2
Don't have enough money	51.61% 16
Can't get to the area where I can do the activity (transportation is a problem)	9.68% 3
Don't have time to do it	45.16% 14
Don't know enough about the activity	32.26% 10
Want to do these activities with my friends, not by myself	9.68% 3
Don't feel safe	6.45% 2
Need a map, I don't know where to go	12.90% 4
My family works on the weekends	6.45% 2

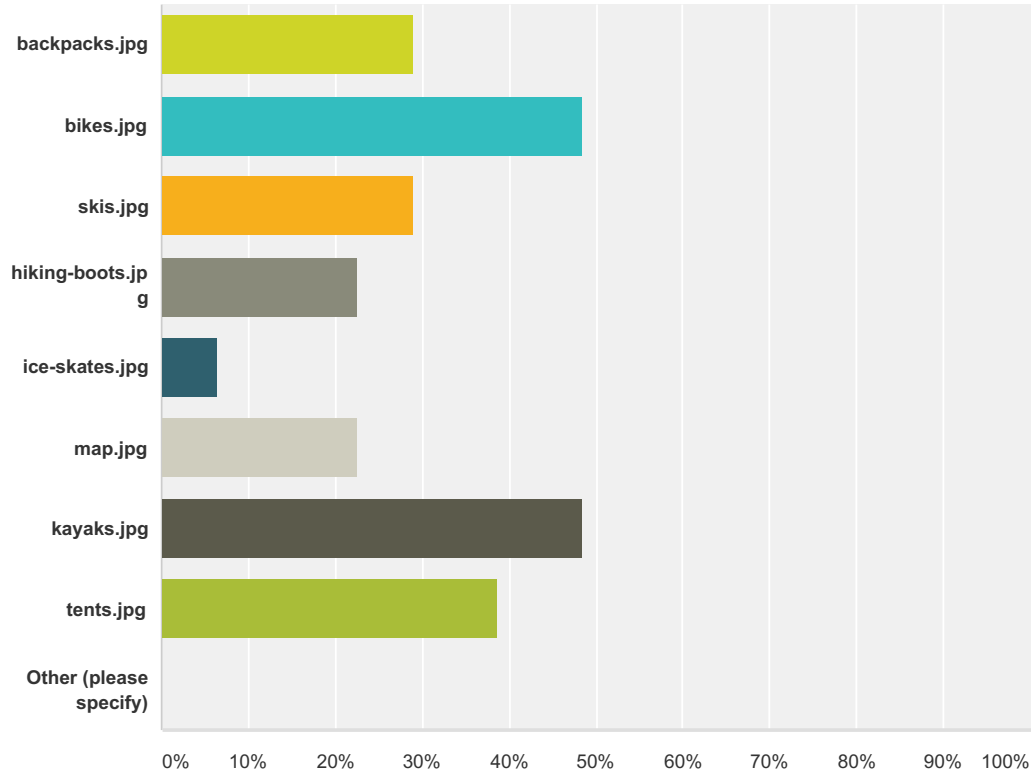
Nature Connection Survey







Other (please specify)	3.23%	1
Total Respondents: 31		

#	Other (please specify)	Date
1	THE SCHOOL NEED TO HAVE ACTIVITIES SO WE CAN PLAY OUTSIDE!! PLEASE!!!!!!!!1	2/24/2016 12:18 PM

Q28 If this equipment were available to my family and friends, I would get outside more often... (please choose your top 3):

Answered: 31 Skipped: 1



Answer Choices	Responses
	29.03% 9
	48.39% 15
	29.03% 9
	22.58% 7
	6.45% 2
	22.58% 7

Nature Connection Survey

	48.39%	15
	38.71%	12
Other (please specify)	0.00%	0
Total Respondents: 31		

#	Other (please specify)	Date
	There are no responses.	

Q29 Is there any other equipment not mentioned above that you would like access to?

Answered: 2 Skipped: 30

#	Responses	Date
1	skateboards and skateboard safety gear	2/29/2016 2:31 PM
2	climbing rock	2/25/2016 2:56 PM

Nature Connection Survey

Q30 Thank you for taking the survey. If you have any other comments you would like to share please provide them here:

Answered: 7 Skipped: 25

#	Responses	Date
1	Our community is in need of more outdoor options. Our community is small and we often don't have the time or recourses to drive to other towns near us to enjoy some of the activities that the other towns have. Our School at olathe elementary has had a playground that was there when I was in fourth grade and has only made improvement to its broken pieces.	4/28/2016 10:23 AM
2	Hotchkiss kids need access to playground areas for different age groups. Examples would be basketball courts, tennis courts but also equipment to go with it.	4/2/2016 12:10 PM
3	the out doors brings so much of our abilities to grow learn and play to our life the importance has been forgotten..	3/17/2016 2:44 PM
4	get Cedaredge elected please	3/8/2016 12:13 PM
5	Maybe some classes for beginners or some guided activities for newbies.	3/3/2016 9:05 AM
6	I will to have a climbing rock place.thank you.	2/25/2016 2:57 PM
7	WE NEED A SPORT CLASS!	2/24/2016 12:19 PM