

Q1 Choose your survey language:

Answered: 32 Skipped: 0



Answer Choices	Responses
English	100.00% 32
Espanol	0.00% 0
Total	32

Q2 Please choose your age range:

Answered: 32 Skipped: 0

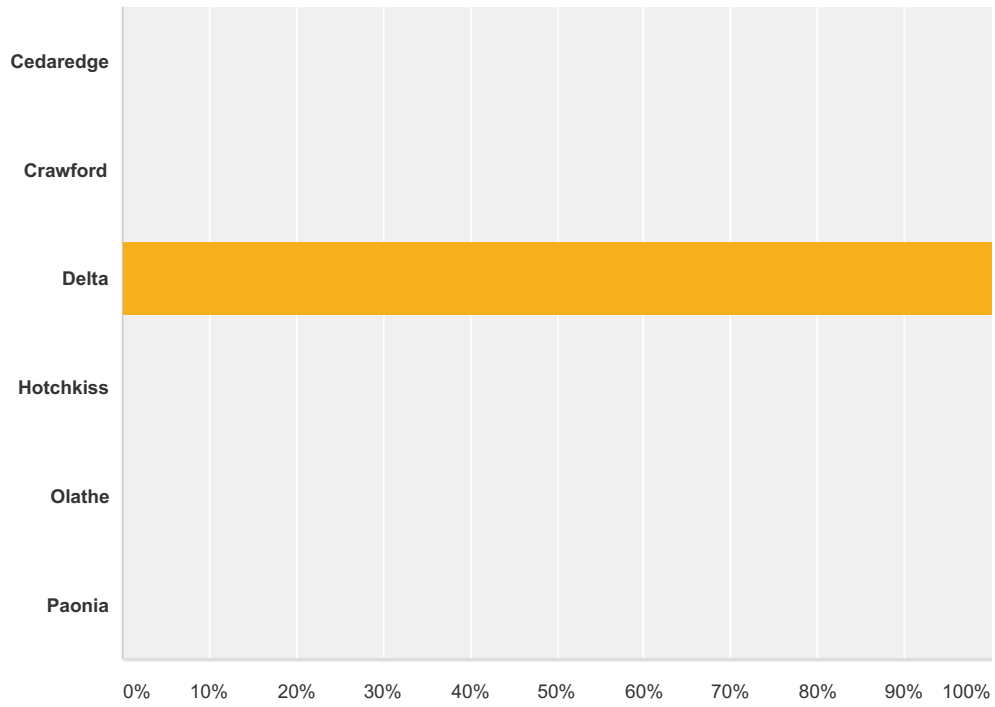


Answer Choices	Responses	
4-11	100.00%	32
12-18	0.00%	0
19 and up	0.00%	0
Total		32

Nature Connection Survey

Q31 Which town do you live closest to?

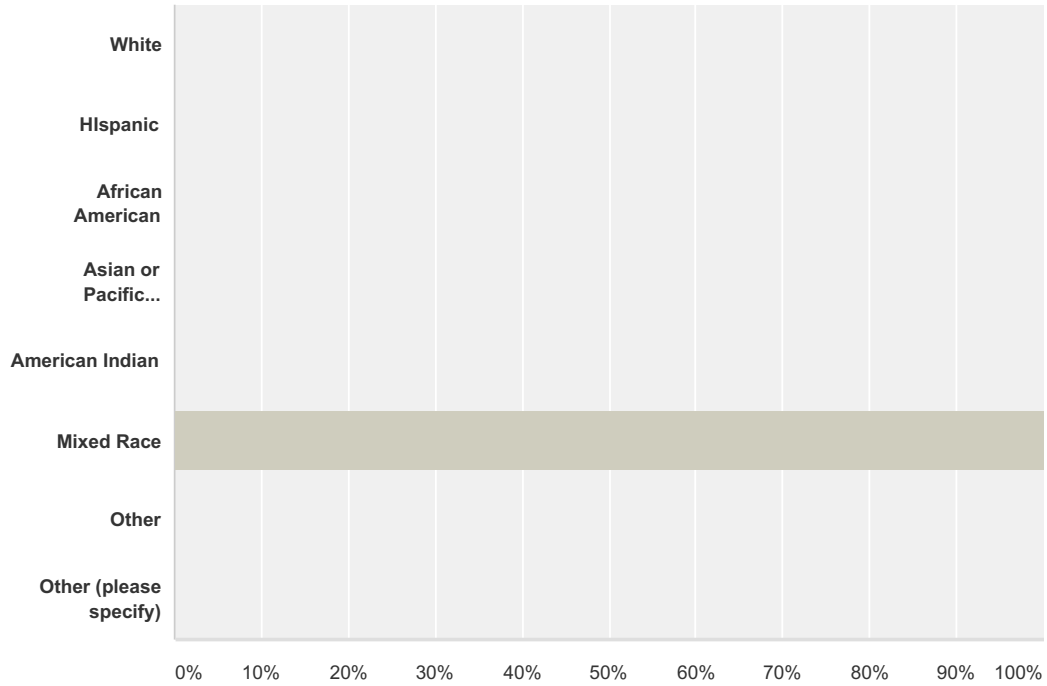
Answered: 32 Skipped: 0



Answer Choices	Responses	Count
Cedaredge	0.00%	0
Crawford	0.00%	0
Delta	100.00%	32
Hotchkiss	0.00%	0
Olathe	0.00%	0
Paonia	0.00%	0
Total		32

Q32 What is your ethnicity?

Answered: 32 Skipped: 0

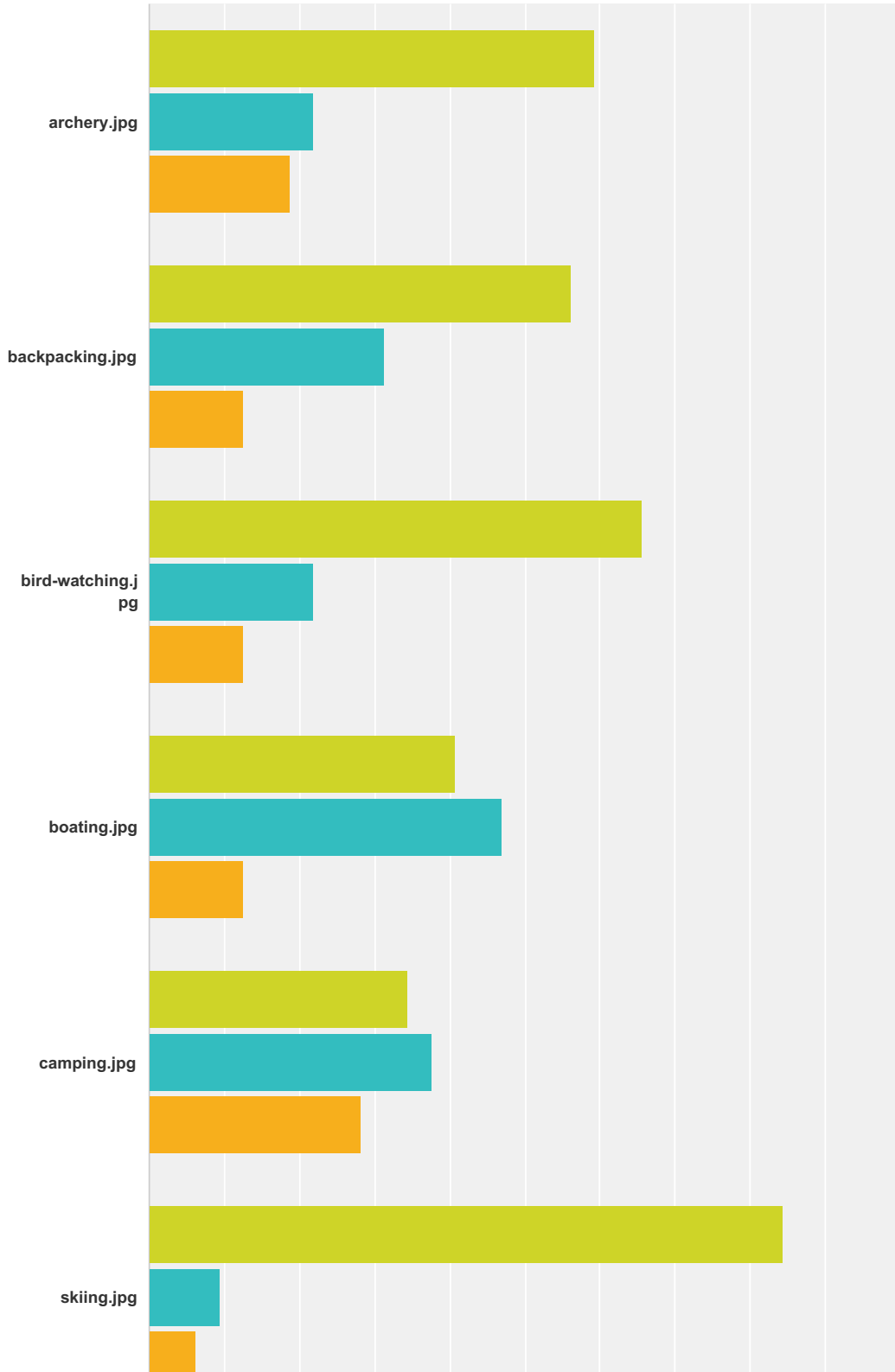


Answer Choices	Responses
White	0.00% 0
Hispanic	0.00% 0
African American	0.00% 0
Asian or Pacific Islander	0.00% 0
American Indian	0.00% 0
Mixed Race	100.00% 32
Other	0.00% 0
Other (please specify)	0.00% 0
Total	32

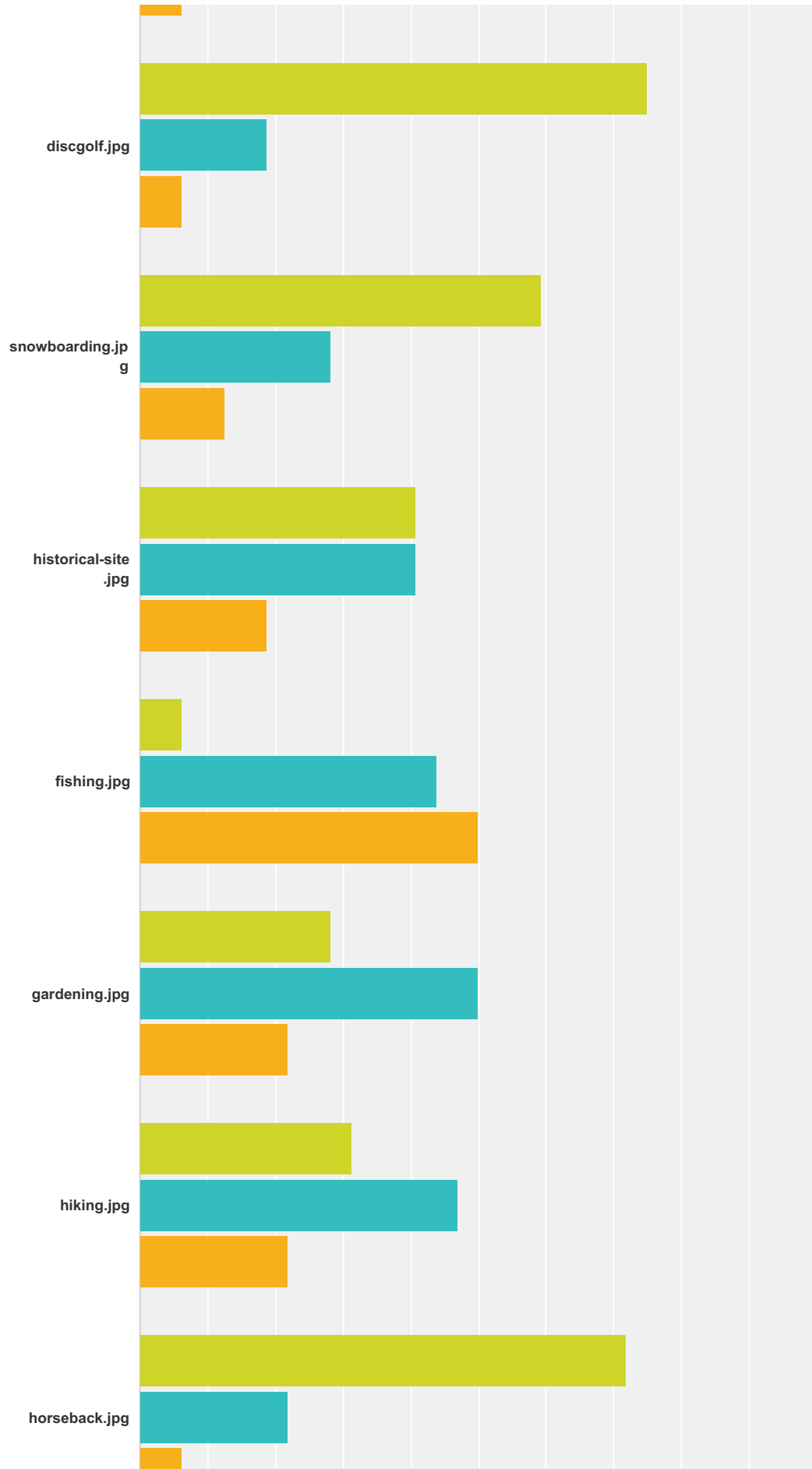
#	Other (please specify)	Date
	There are no responses.	

Q33 Below is a list of activities available to kids and families in Western Colorado. Please indicate your level of participation in that activity:

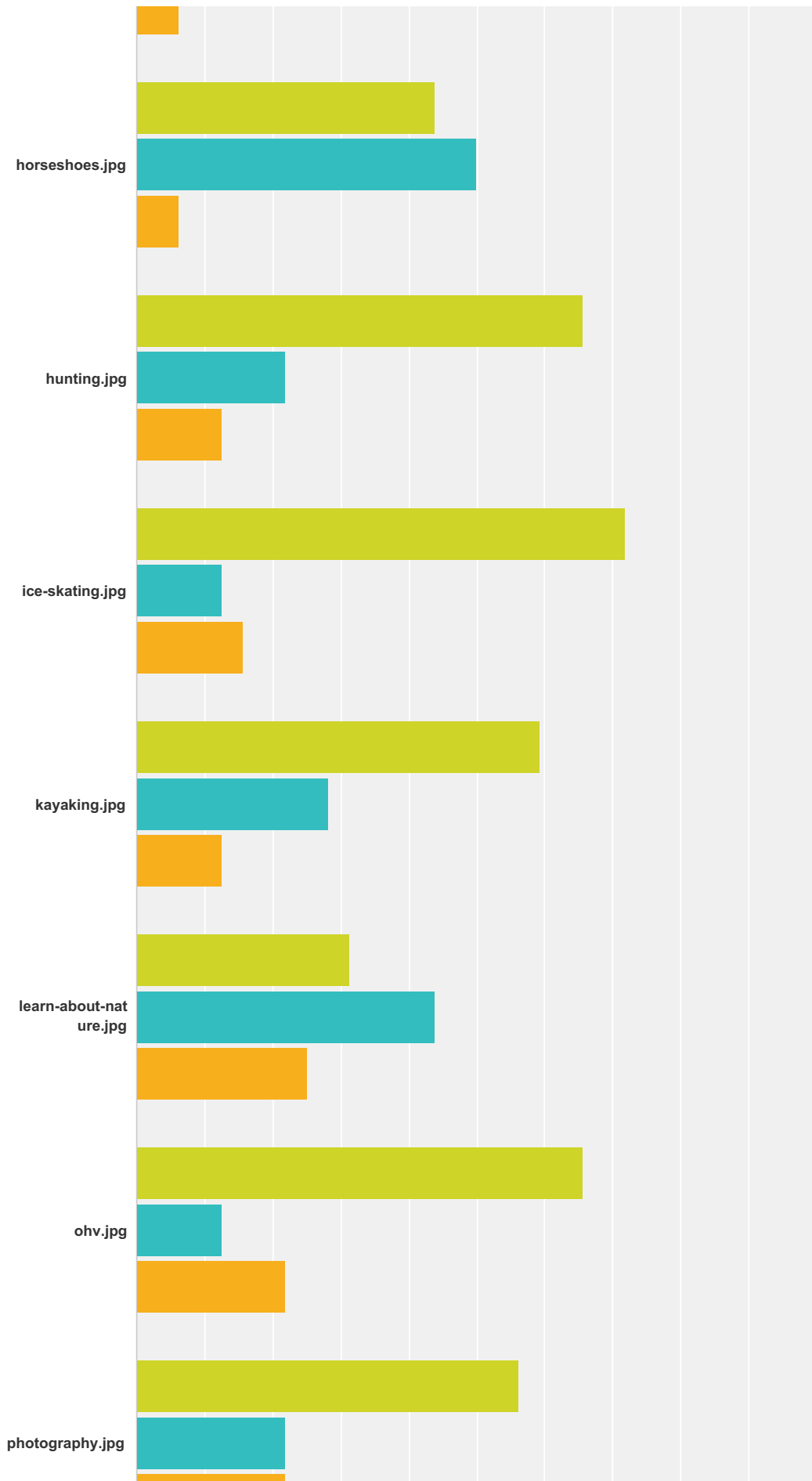
Answered: 32 Skipped: 0



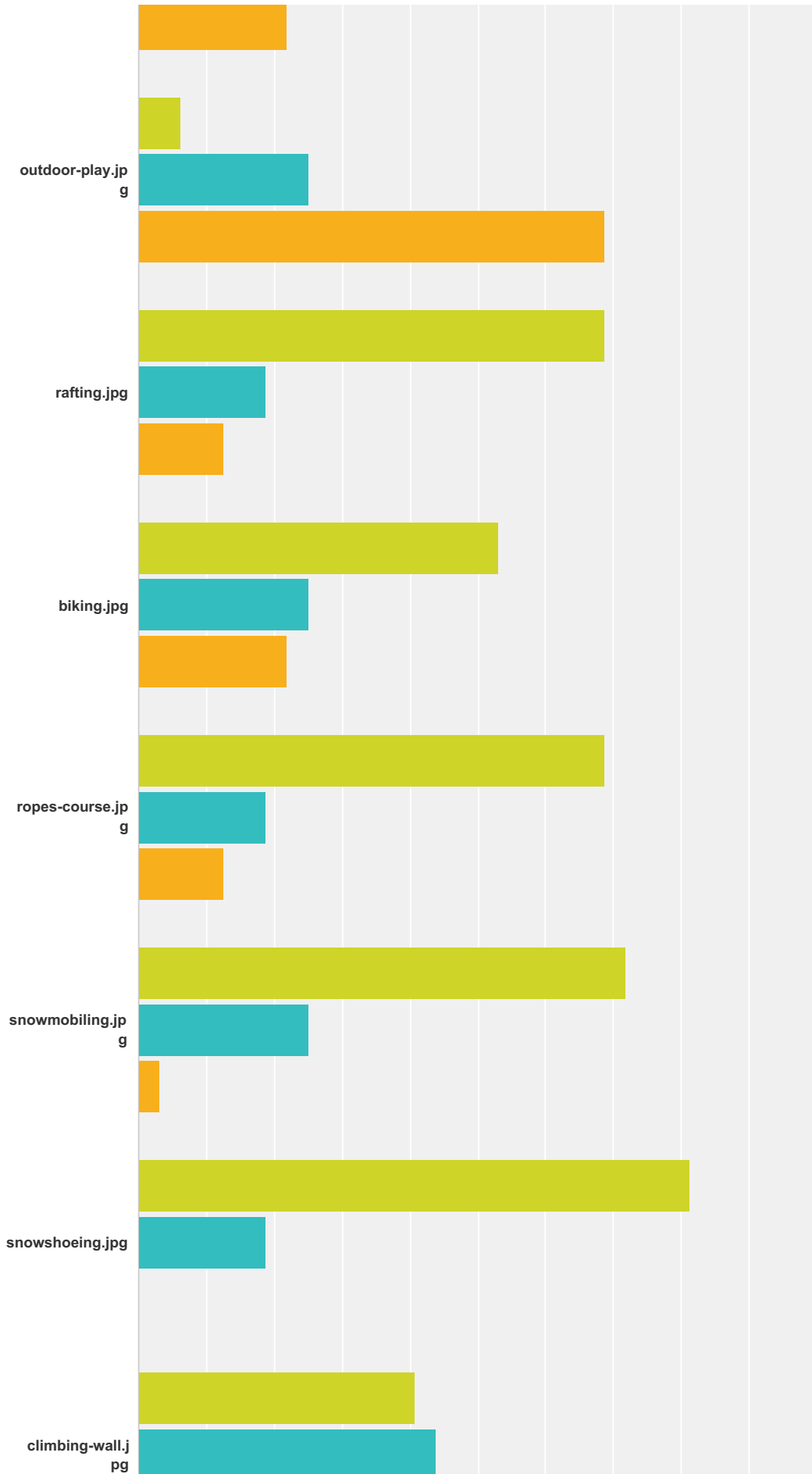
Nature Connection Survey



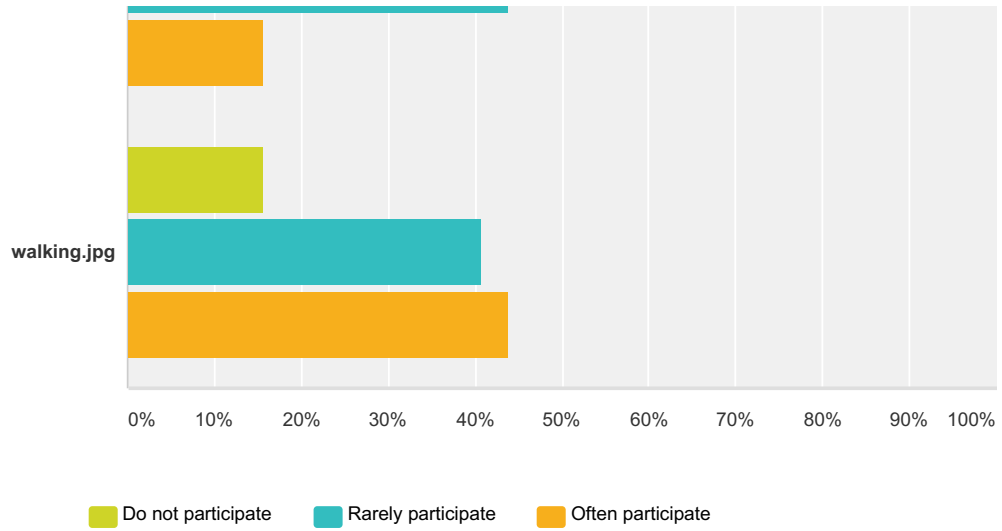
Nature Connection Survey











Nature Connection Survey















Nature Connection Survey











	Do not participate	Rarely participate	Often participate	Total
	59.38% 19	21.88% 7	18.75% 6	32
	56.25% 18	31.25% 10	12.50% 4	32
	65.63% 21	21.88% 7	12.50% 4	32
	40.63% 13	46.88% 15	12.50% 4	32
	34.38% 11	37.50% 12	28.13% 9	32
	84.38% 27	9.38% 3	6.25% 2	32
	75.00% 24	18.75% 6	6.25% 2	32
	59.38% 19	28.13% 9	12.50% 4	32

Nature Connection Survey

		40.63% 13	40.63% 13	18.75% 6	32
		6.25% 2	43.75% 14	50.00% 16	32
		28.13% 9	50.00% 16	21.88% 7	32
		31.25% 10	46.88% 15	21.88% 7	32
		71.88% 23	21.88% 7	6.25% 2	32
		43.75% 14	50.00% 16	6.25% 2	32
		65.63% 21	21.88% 7	12.50% 4	32
		71.88% 23	12.50% 4	15.63% 5	32
		59.38% 19	28.13% 9	12.50% 4	32
		31.25% 10	43.75% 14	25.00% 8	32
		65.63% 21	12.50% 4	21.88% 7	32
		56.25% 18	21.88% 7	21.88% 7	32

Nature Connection Survey

	6.25% 2	25.00% 8	68.75% 22	32
	68.75% 22	18.75% 6	12.50% 4	32
	53.13% 17	25.00% 8	21.88% 7	32
	68.75% 22	18.75% 6	12.50% 4	32
	71.88% 23	25.00% 8	3.13% 1	32
	81.25% 26	18.75% 6	0.00% 0	32
	40.63% 13	43.75% 14	15.63% 5	32
	15.63% 5	40.63% 13	43.75% 14	32

Nature Connection Survey

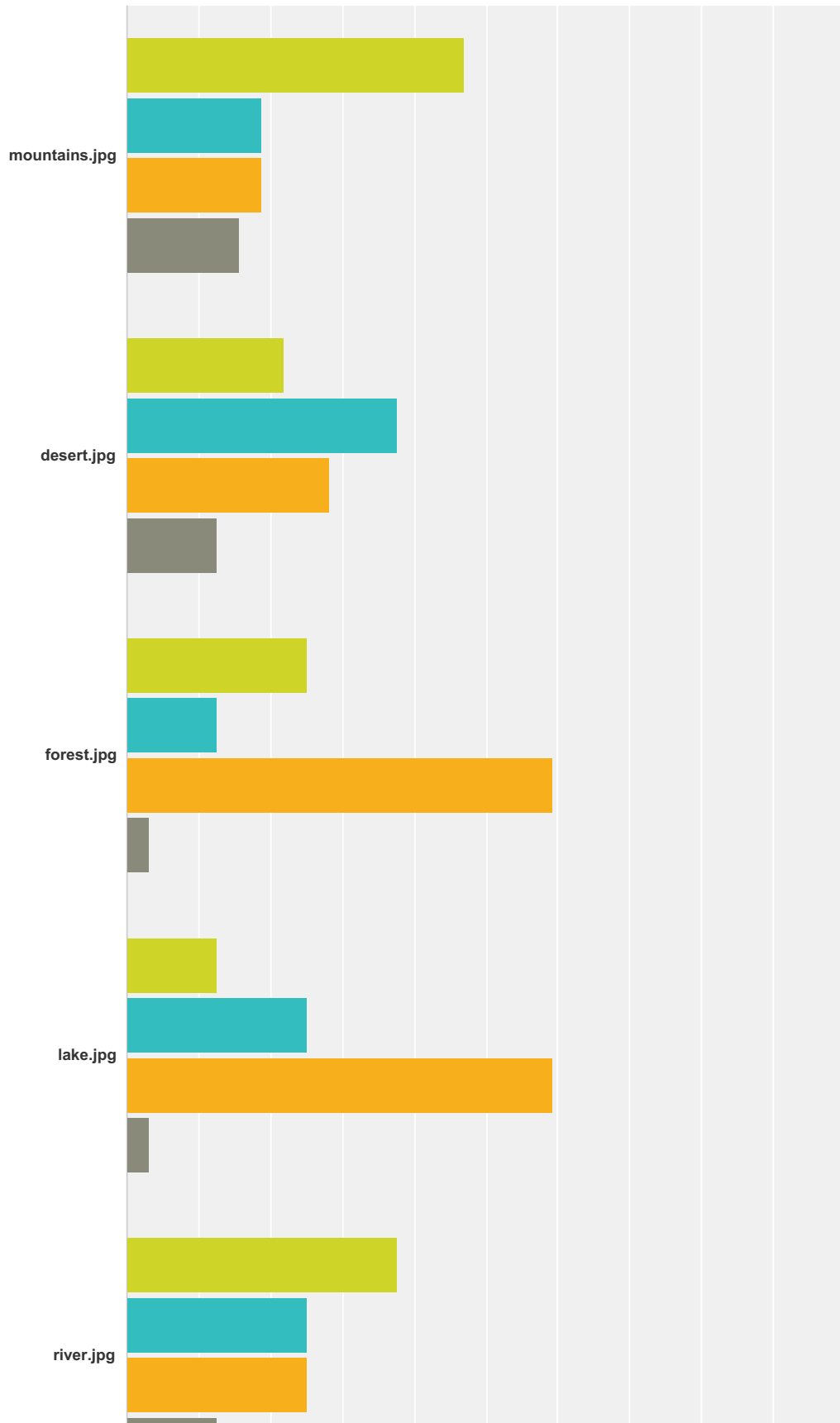
Q34 Are there any outdoor activities not listed above that you presently participate in?

Answered: 25 Skipped: 7

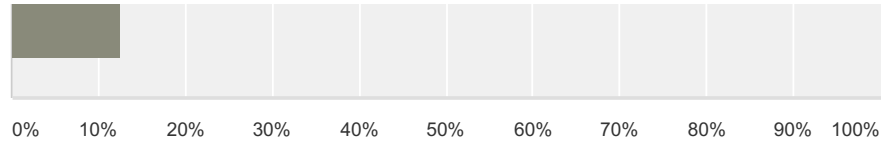
#	Responses	Date
1	baseball , basketball ,football.	4/28/2016 9:46 AM
2	baseball,	4/28/2016 9:45 AM
3	play n monkey bars	4/27/2016 1:40 PM
4	Sports and roller skating or skating.	4/27/2016 10:34 AM
5	soccer	4/27/2016 10:34 AM
6	Sports	4/27/2016 10:33 AM
7	runing	4/27/2016 10:33 AM
8	Sports	4/27/2016 10:32 AM
9	socar	4/27/2016 9:42 AM
10	Basketball and Gymnastics	4/27/2016 9:40 AM
11	basketball sports	4/27/2016 9:39 AM
12	sports	4/26/2016 10:37 AM
13	sports	4/26/2016 10:37 AM
14	jumping on the trampoline with water balloons going through the sprinklers.	4/26/2016 9:41 AM
15	swimming,roller-skating	4/25/2016 2:32 PM
16	soccer,football	4/22/2016 10:35 AM
17	soccer rarly	3/31/2016 10:35 AM
18	soccer	3/31/2016 10:25 AM
19	playing frisbee	3/14/2016 10:40 AM
20	swimming	3/14/2016 10:29 AM
21	Soccer football	3/11/2016 2:53 PM
22	Nature crafting i.e. basket weaving, ink and paper making.... The playgrounds need handicapped access i.e. ramps over edging, trails leading into the playgrounds... Outdoor yoga and the exercise equipment along running trails at Confluence	3/9/2016 1:49 PM
23	Football Basball	3/7/2016 2:32 PM
24	Bowling and Kickball	2/8/2016 1:13 PM
25	Football, Soccer, Baseball, and Street Basketball.	2/5/2016 11:31 AM

Q35 How often have you done an activity in:






Answered: 32 Skipped: 0



Nature Connection Survey

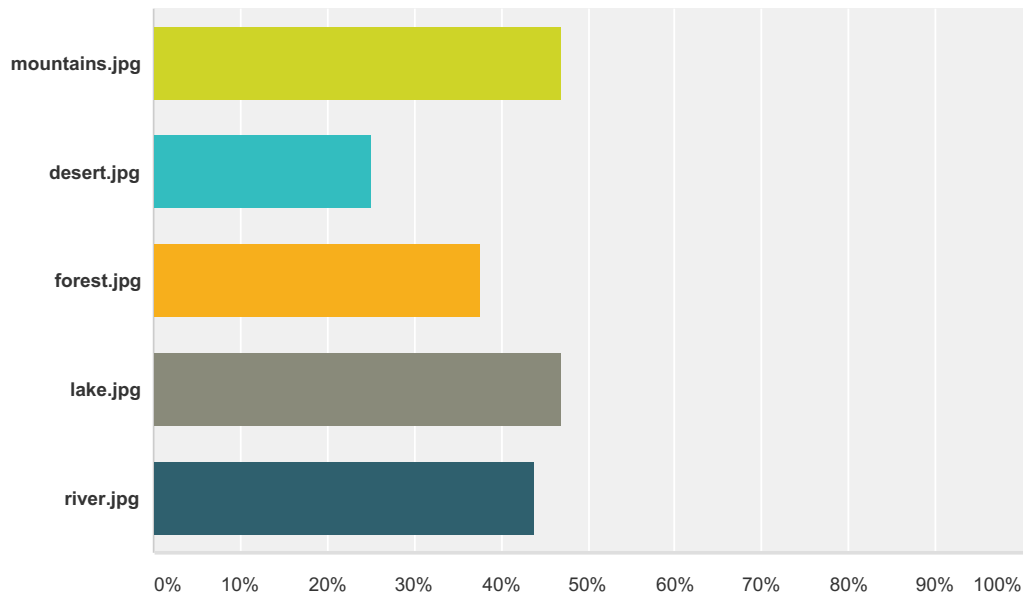







■ Never
 ■ Rarely
 ■ Often
 ■ Only on a school trip

	Never	Rarely	Often	Only on a school trip	Total
	46.88% 15	18.75% 6	18.75% 6	15.63% 5	32
	21.88% 7	37.50% 12	28.13% 9	12.50% 4	32
	25.00% 8	12.50% 4	59.38% 19	3.13% 1	32
	12.50% 4	25.00% 8	59.38% 19	3.13% 1	32
	37.50% 12	25.00% 8	25.00% 8	12.50% 4	32

**Q36 I would like to do more activities in...?
(please select your top 2 choices)**

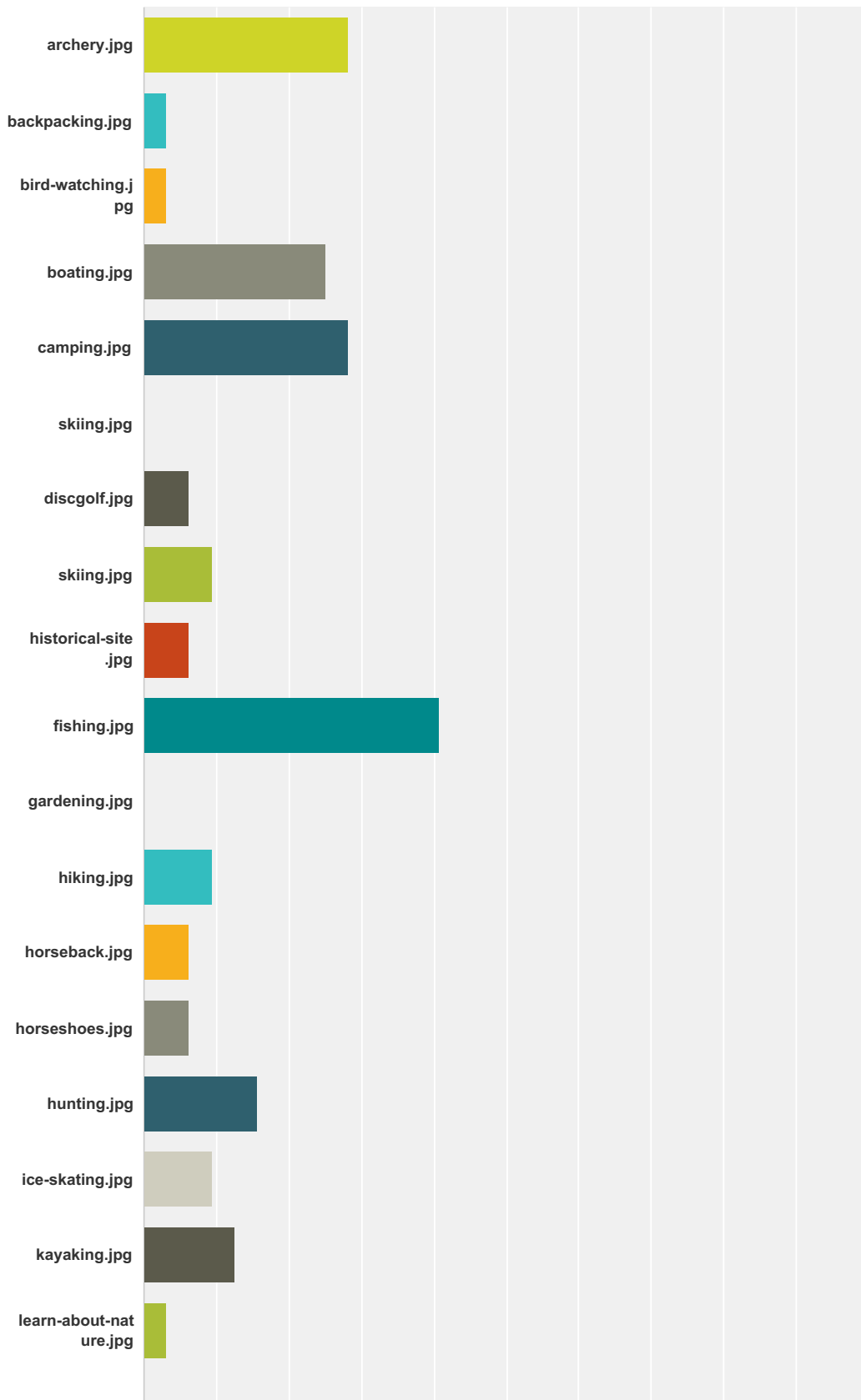
Answered: 32 Skipped: 0



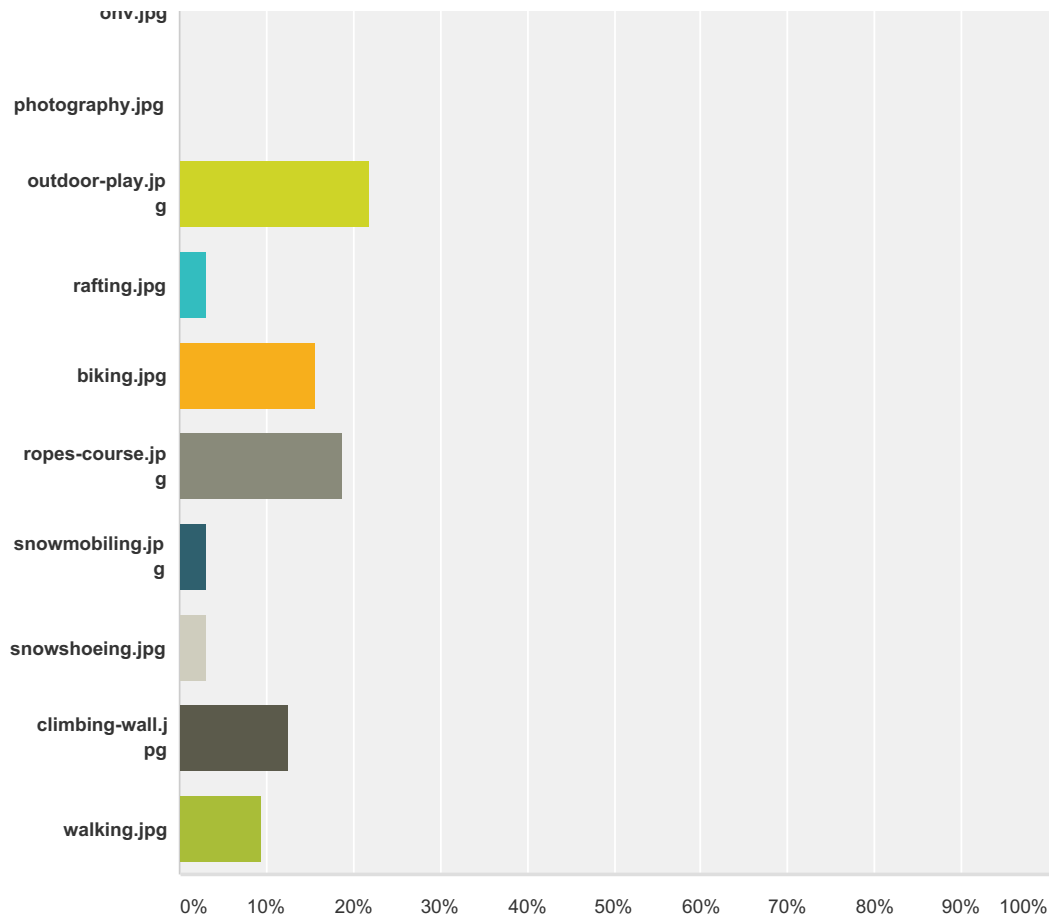
Answer Choices	Responses
	46.88% 15
	25.00% 8
	37.50% 12
	46.88% 15
	43.75% 14
Total Respondents: 32	








Q37 Please choose your 3 most favorite activities from among the following:

Answered: 32 Skipped: 0




















Nature Connection Survey



Answer Choices	Responses
	28.13% 9
	3.13% 1
	3.13% 1
	25.00% 8
	28.13% 9
	0.00% 0
	6.25% 2

Nature Connection Survey

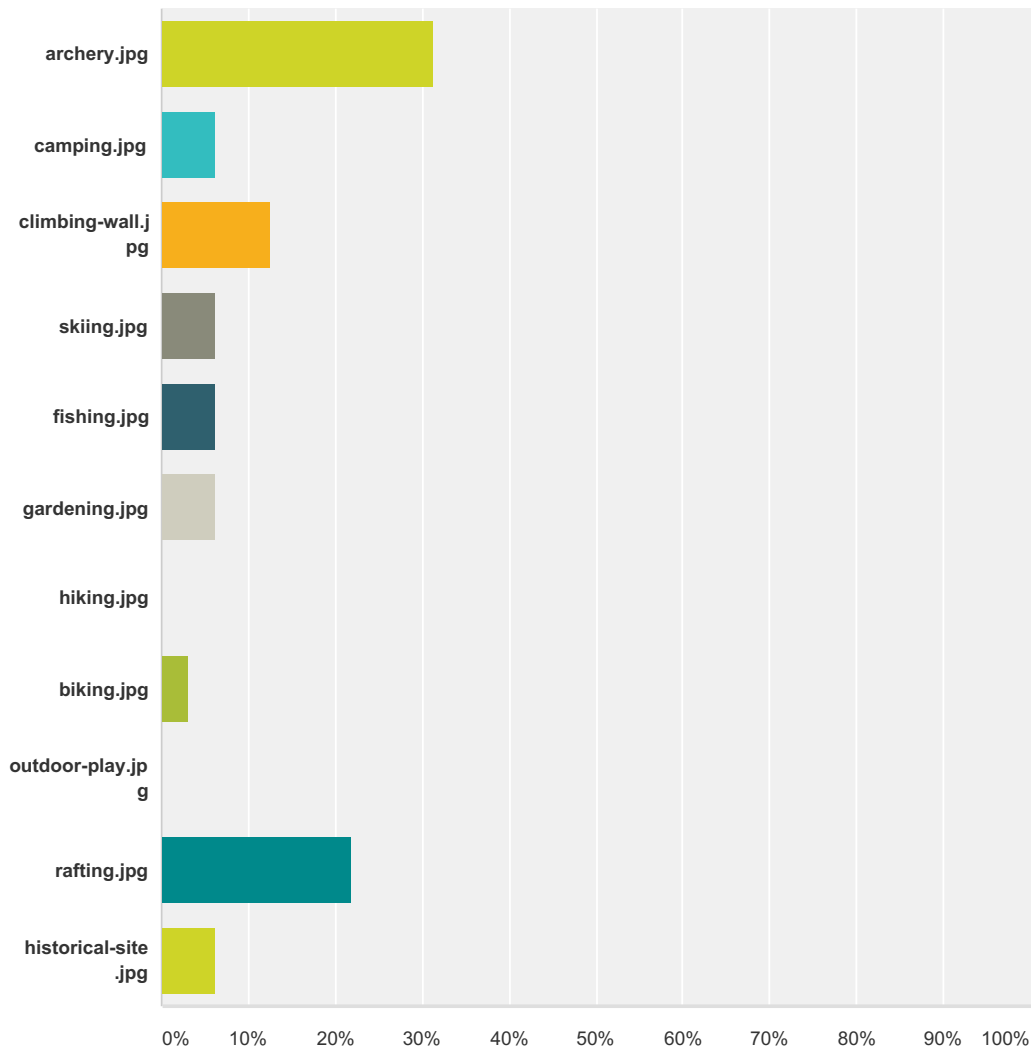
	9.38%	3
	6.25%	2
	40.63%	13
	0.00%	0
	9.38%	3
	6.25%	2
	6.25%	2
	15.63%	5
	9.38%	3
	12.50%	4
	3.13%	1
	0.00%	0
	0.00%	0
	21.88%	7
	3.13%	1
	15.63%	5
	18.75%	6





Nature Connection Survey

	3.13%	1
	3.13%	1
	12.50%	4
	9.38%	3
Total Respondents: 32		








Q38 Which new activity would you personally most like to try?

Answered: 32 Skipped: 0



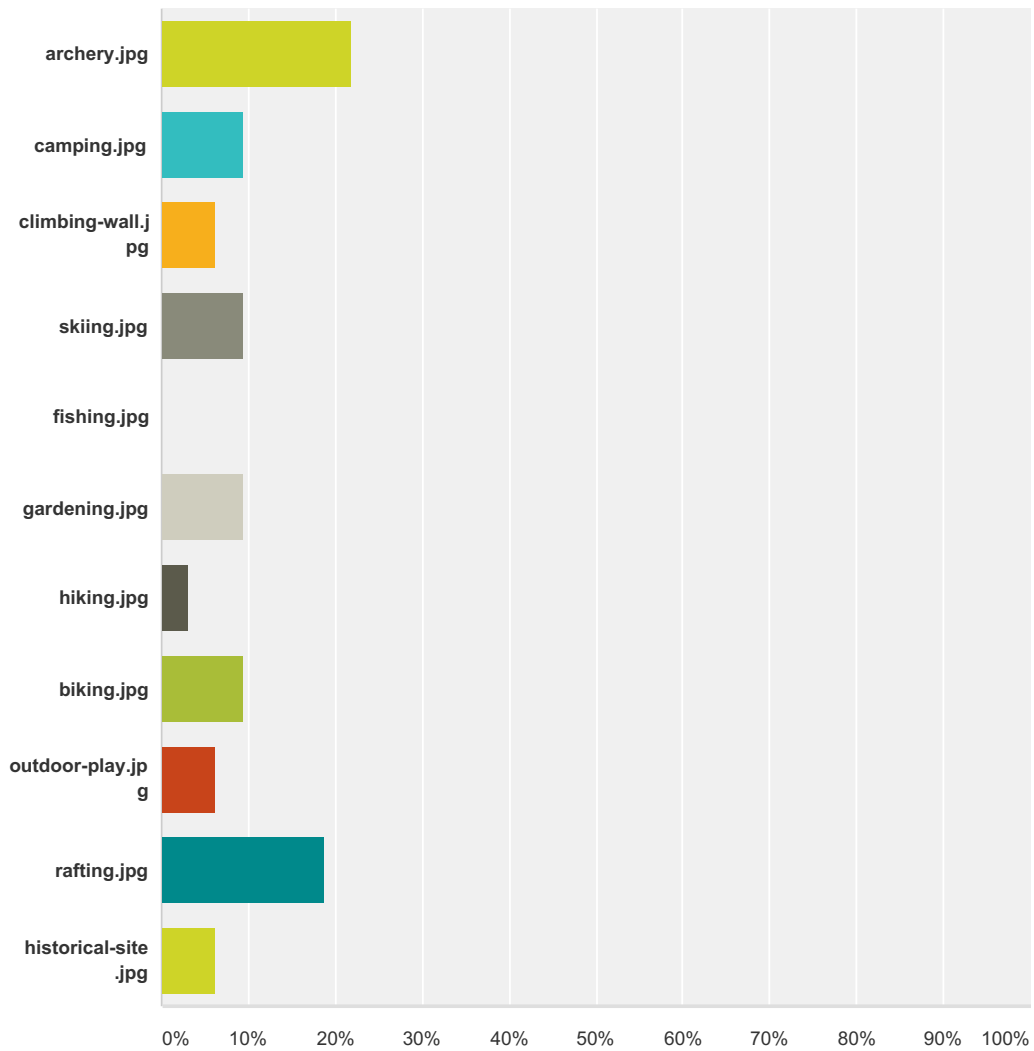
Answer Choices	Responses
	31.25% 10
	6.25% 2
	12.50% 4
	6.25% 2





Nature Connection Survey

	6.25%	2
	6.25%	2
	0.00%	0
	3.13%	1
	0.00%	0
	21.88%	7
	6.25%	2
Total		32








Q39 Which new activity would you like to try with your family?

Answered: 32 Skipped: 0



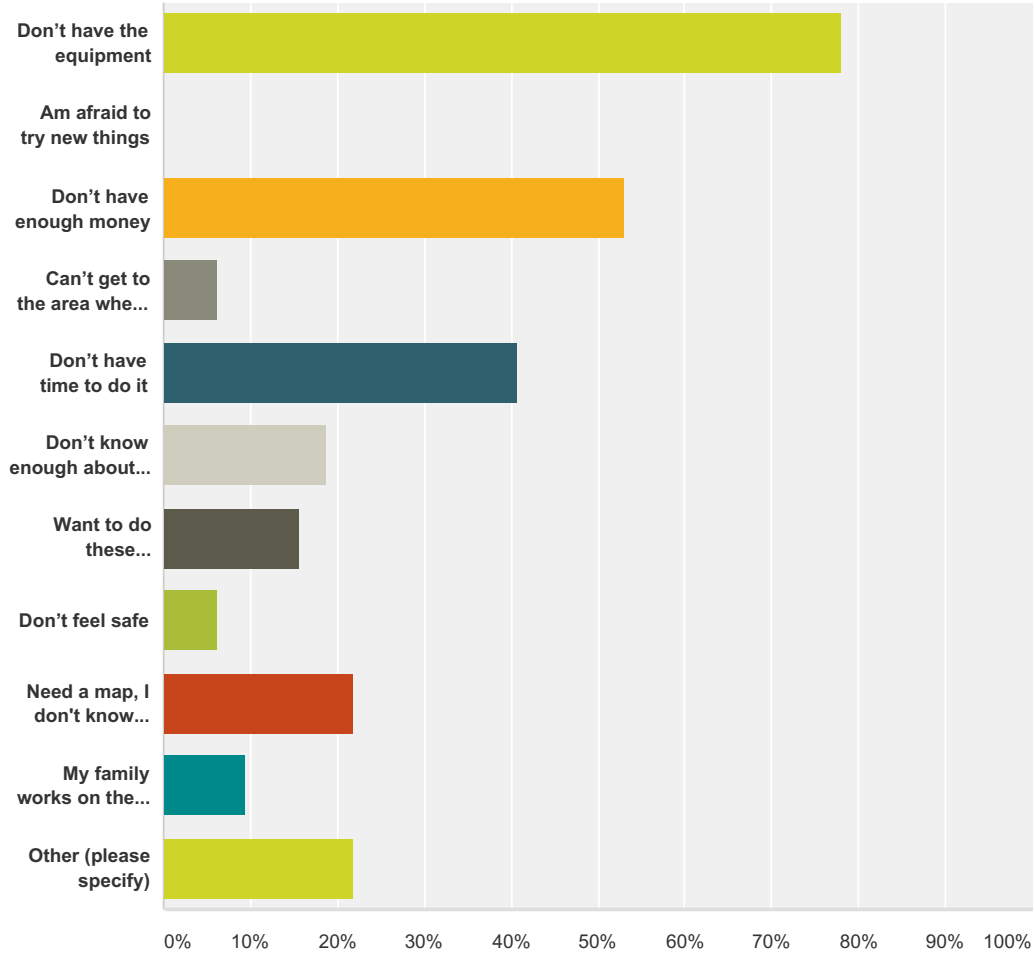
Answer Choices	Responses
	21.88% 7
	9.38% 3
	6.25% 2
	9.38% 3

Nature Connection Survey

	0.00%	0
	9.38%	3
	3.13%	1
	9.38%	3
	6.25%	2
	18.75%	6
	6.25%	2
Total		32

**Q40 What obstacles keep you (and your family) from trying new activities outdoors?
Please choose your top 3:**

Answered: 32 Skipped: 0



Answer Choices	Responses
Don't have the equipment	78.13% 25
Am afraid to try new things	0.00% 0
Don't have enough money	53.13% 17
Can't get to the area where I can do the activity (transportation is a problem)	6.25% 2
Don't have time to do it	40.63% 13
Don't know enough about the activity	18.75% 6
Want to do these activities with my friends, not by myself	15.63% 5
Don't feel safe	6.25% 2
Need a map, I don't know where to go	21.88% 7
My family works on the weekends	9.38% 3

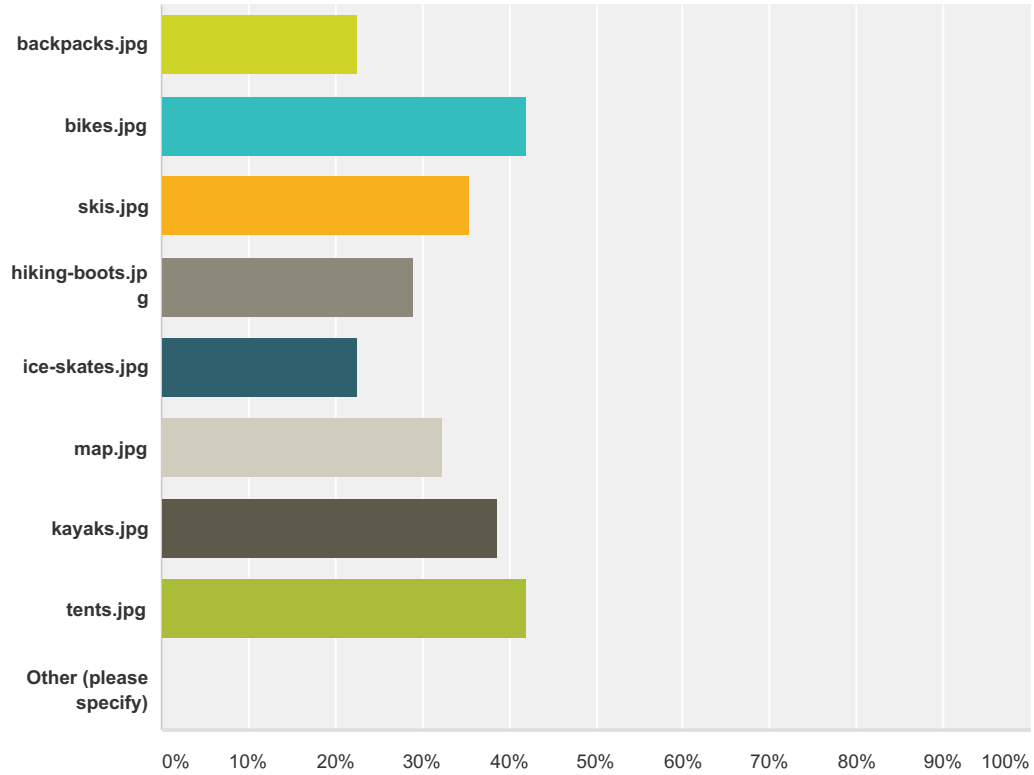
Nature Connection Survey







Other (please specify)	21.88%	7
Total Respondents: 32		

#	Other (please specify)	Date
1	My family is always busy to do things.	4/27/2016 10:40 AM
2	Do not like to get out with my friends and Grandpa.	4/27/2016 10:37 AM
3	always working and spending night at peoples houses	4/27/2016 9:43 AM
4	don't have the gear	4/26/2016 10:43 AM
5	school mom can't she has work some times or were going some where els.	3/31/2016 10:31 AM
6	A lot of people live with me	3/3/2016 1:11 PM
7	ok	2/5/2016 11:34 AM

Q41 If this equipment were available to my family and friends, I would get outside more often... (please choose your top 3):

Answered: 31 Skipped: 1



Answer Choices	Responses
	22.58% 7
	41.94% 13
	35.48% 11
	29.03% 9
	22.58% 7
	32.26% 10

Nature Connection Survey

	38.71%	12
	41.94%	13
Other (please specify)	0.00%	0
Total Respondents: 31		

#	Other (please specify)	Date
	There are no responses.	

Nature Connection Survey

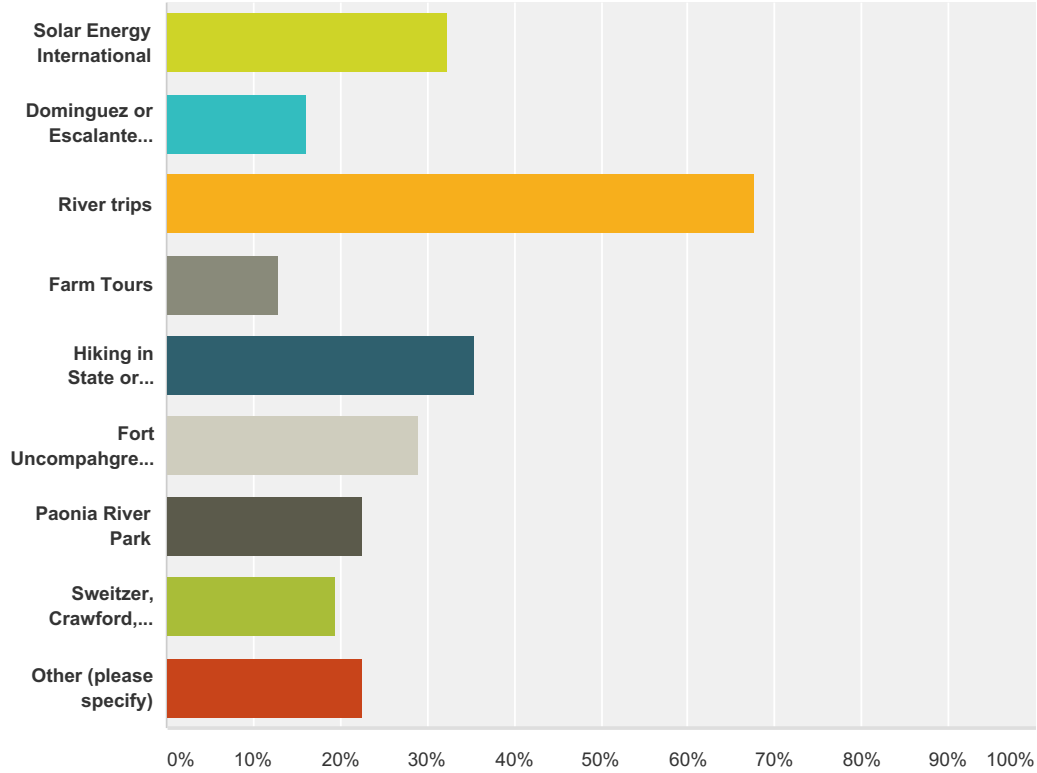
Q42 Is there any other equipment not mentioned above that you would like access to?

Answered: 9 Skipped: 23

#	Responses	Date
1	skiing gear	4/28/2016 9:49 AM
2	Sport stuff	4/27/2016 10:41 AM
3	vacation with the family	4/27/2016 9:44 AM
4	no	4/25/2016 2:42 PM
5	bow	3/14/2016 10:34 AM
6	Handicapped access to the playgrounds, ramps over edging, trails leading into them	3/9/2016 1:56 PM
7	Food	3/7/2016 2:36 PM
8	Bow and arrows	2/8/2016 1:17 PM
9	kkk	2/5/2016 11:35 AM

Q43 What school field trips would you like to participate in more often? (Please choose your top 3):

Answered: 31 Skipped: 1



Answer Choices	Responses
Solar Energy International	32.26% 10
Dominguez or Escalante Canyon	16.13% 5
River trips	67.74% 21
Farm Tours	12.90% 4
Hiking in State or National Public Lands (like Gunnison Gorge, Grand Mesa, Uncompahgre Plateau, or the West Elks)	35.48% 11
Fort Uncompahgre Living History Museum	29.03% 9
Paonia River Park	22.58% 7
Sweitzer, Crawford, Confluence, or other lake	19.35% 6
Other (please specify)	22.58% 7
Total Respondents: 31	

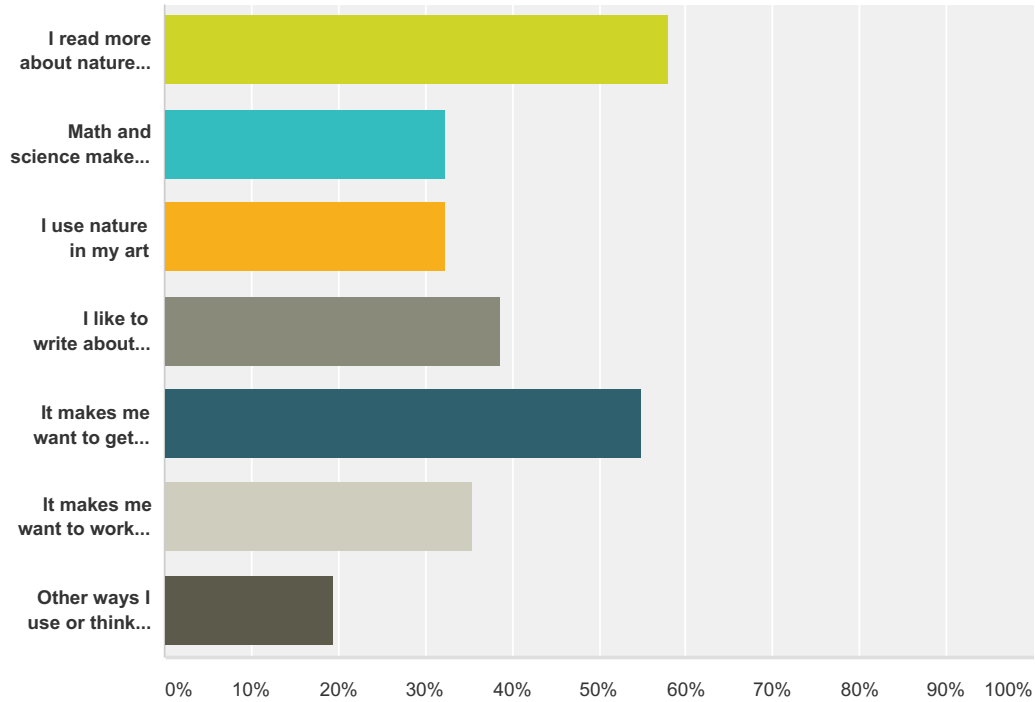
#	Other (please specify)	Date
1	Skiing or snow boarding	4/27/2016 10:41 AM
2	grand mesa	4/27/2016 9:44 AM

Nature Connection Survey

3	frutia	4/25/2016 1:17 PM
4	a field trip where classes go swimming and stuff like a event field trip were students learn more than what there suppose to	3/14/2016 10:37 AM
5	Camping over nigh field trips!!!	3/11/2016 2:54 PM
6	Archery	2/8/2016 1:18 PM
7	hdksjghdhjgds	2/5/2016 11:35 AM

Q44 How have your school field trips connected to your life? (Please choose your top 3):

Answered: 31 Skipped: 1



Answer Choices	Responses
I read more about nature at home or school	58.06% 18
Math and science make more sense when I see how to use them	32.26% 10
I use nature in my art	32.26% 10
I like to write about what I see, hear and experience outdoors	38.71% 12
It makes me want to get outdoors more	54.84% 17
It makes me want to work in an outdoor related field when I grow up	35.48% 11
Other ways I use or think about my school field trips:	19.35% 6
Total Respondents: 31	

#	Other ways I use or think about my school field trips:	Date
1	learn in the olden days and how to use power with out using power	4/27/2016 9:45 AM
2	it makes me feel so happy and free.	4/26/2016 9:48 AM
3	there fun and you can do more than just sit around.	3/31/2016 10:41 AM
4	I really love over night filled trips I bet everybody love them to and it's way to fun :^)	3/11/2016 2:56 PM
5	Learn what to do	2/5/2016 3:22 PM
6	gfsadghshgdfh	2/5/2016 11:35 AM

Nature Connection Survey

Q45 Thank you for taking the survey. If you have any other comments you would like to share please provide them here:

Answered: 9 Skipped: 23

#	Responses	Date
1	Climb trees.	4/27/2016 1:47 PM
2	Could you help me and my friends get money to go all around but the one we really want is a snowboarding trip. please.	4/27/2016 10:43 AM
3	I would like the snowbord	4/27/2016 10:40 AM
4	i like this a lo	4/27/2016 9:46 AM
5	bout fishing	4/25/2016 1:18 PM
6	I liked this survey I got to tell what I liked to do.	3/11/2016 2:37 PM
7	The survey was great I hope take it again next year.	3/10/2016 3:00 PM
8	I have nothing else to say	2/8/2016 1:19 PM
9	hdgchgdhkgdchgdcgvdhgcvjgdfkvgdfhjghgmdghfngvdsakgfvkasudfkuyadsagfhgbsaklugfksaghfcdgusvaghfkutgdfsukfy vhjgdfdhjkvfjhabsvhgvdskgfvdslyfgduhsvgcfvbsckgawluiefyuehwbfbjh fbjhbvfiguewhfihwebfehwyfvlugewvfjhebwafighvdffugvhdjvbjvkhduhbkurebfbkhjbdtkuhvruvgggfhjkgfrkuygraeafuyueiyr hfuykerfgjybegrfkuhjbgrdfyq	2/5/2016 11:35 AM