

Q1 Choose your survey language:

Answered: 20 Skipped: 0

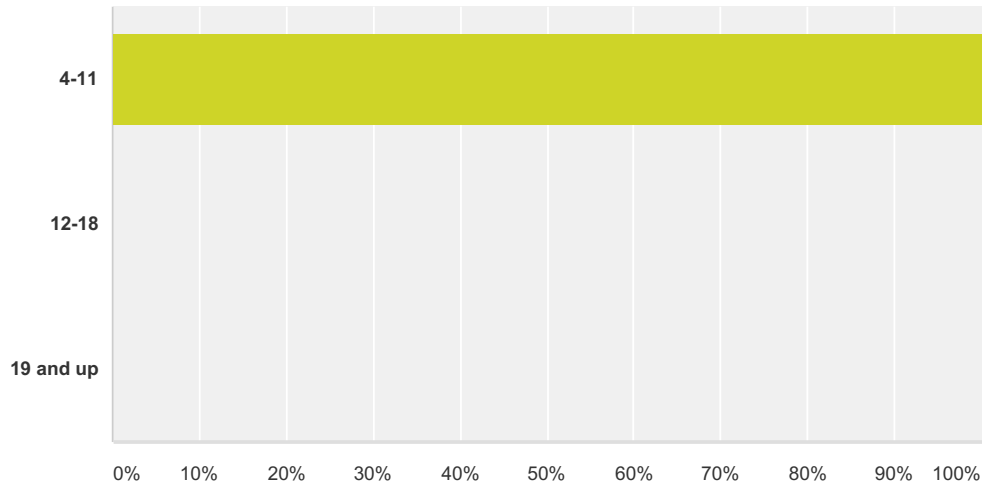


Answer Choices	Responses
English	100.00% 20
Espanol	0.00% 0
Total	20

Nature Connection Survey

Q2 Please choose your age range:

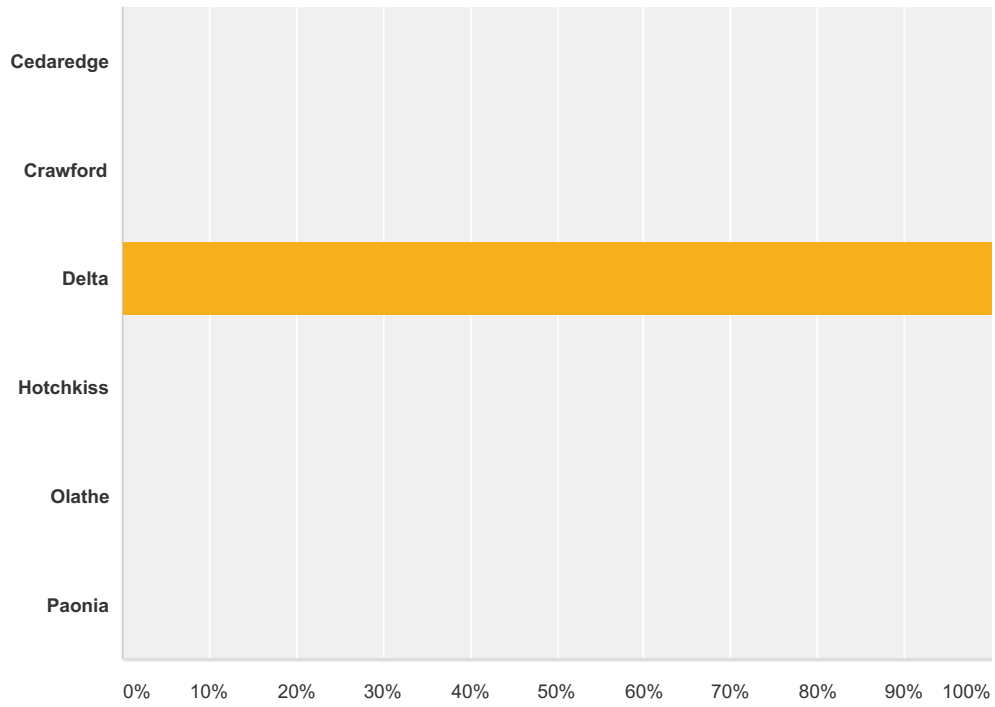
Answered: 20 Skipped: 0



Answer Choices	Responses	
4-11	100.00%	20
12-18	0.00%	0
19 and up	0.00%	0
Total		20

Q31 Which town do you live closest to?

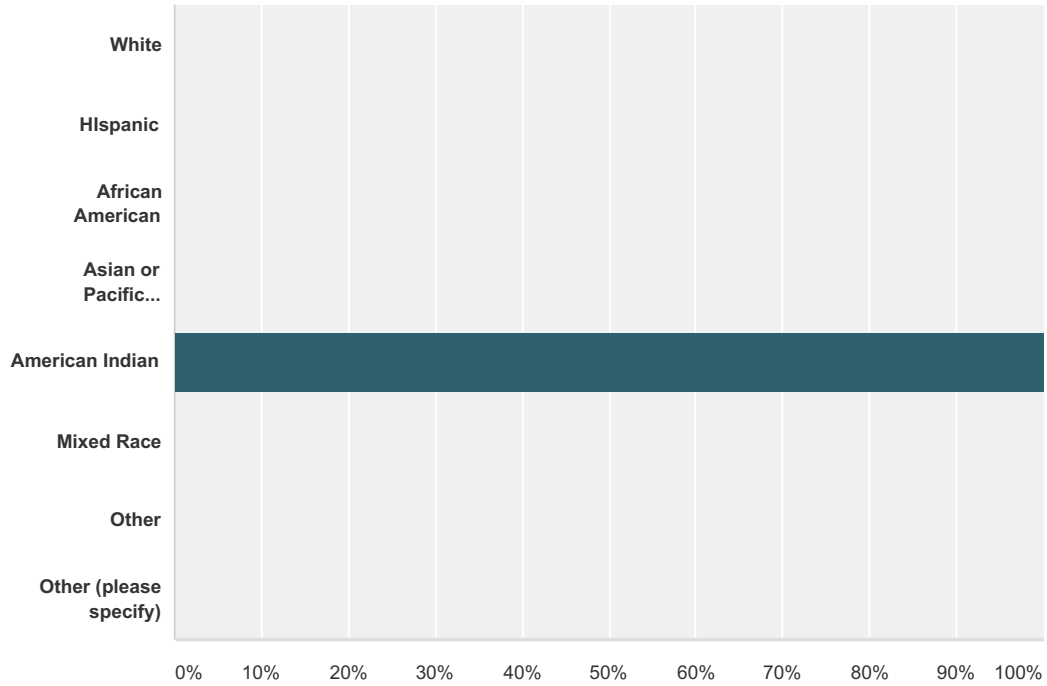
Answered: 20 Skipped: 0



Answer Choices	Responses
Cedaredge	0.00% 0
Crawford	0.00% 0
Delta	100.00% 20
Hotchkiss	0.00% 0
Olathe	0.00% 0
Paonia	0.00% 0
Total	20

Q32 What is your ethnicity?

Answered: 20 Skipped: 0

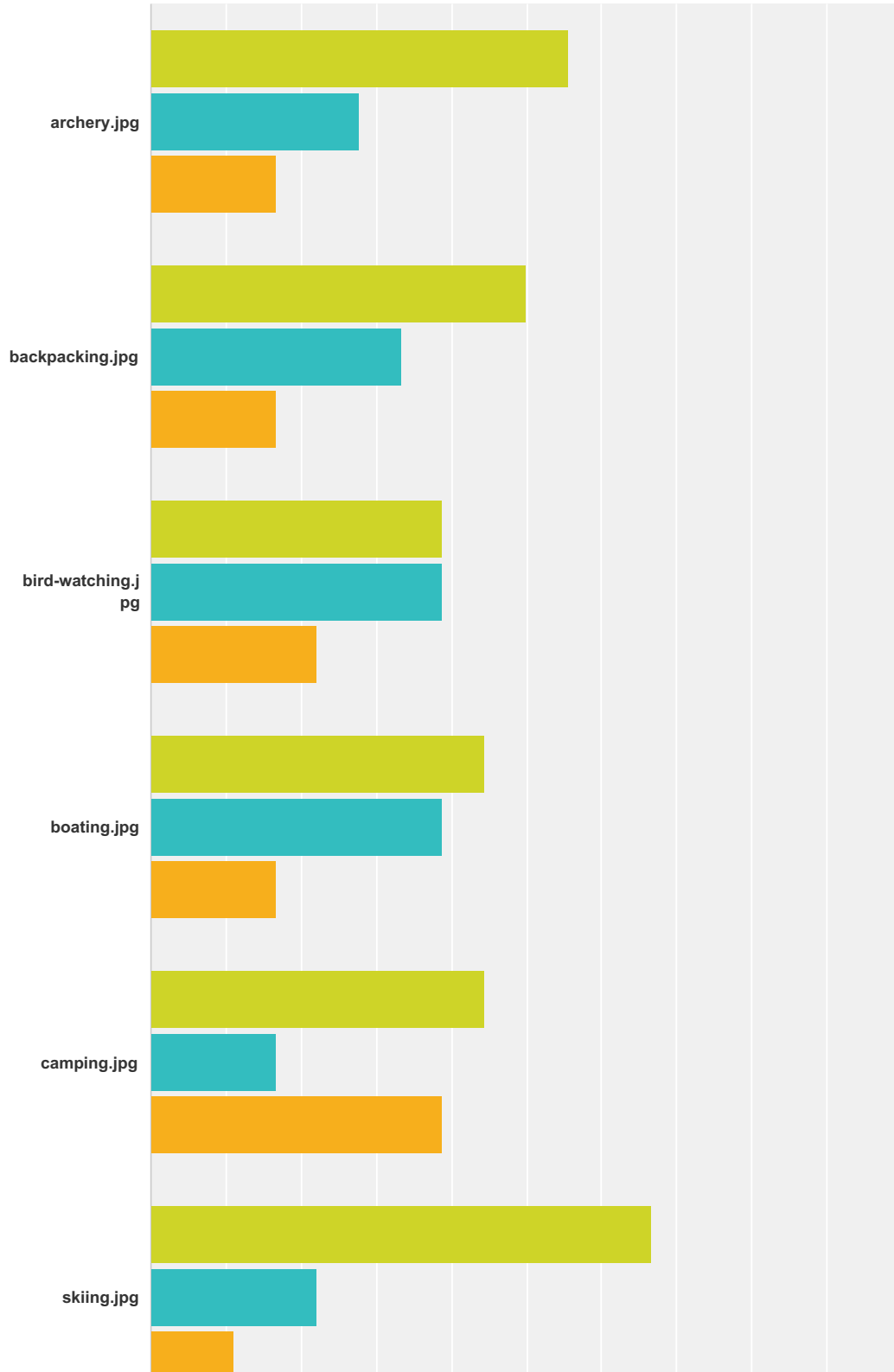


Answer Choices	Responses
White	0.00% 0
Hispanic	0.00% 0
African American	0.00% 0
Asian or Pacific Islander	0.00% 0
American Indian	100.00% 20
Mixed Race	0.00% 0
Other	0.00% 0
Other (please specify)	0.00% 0
Total	20

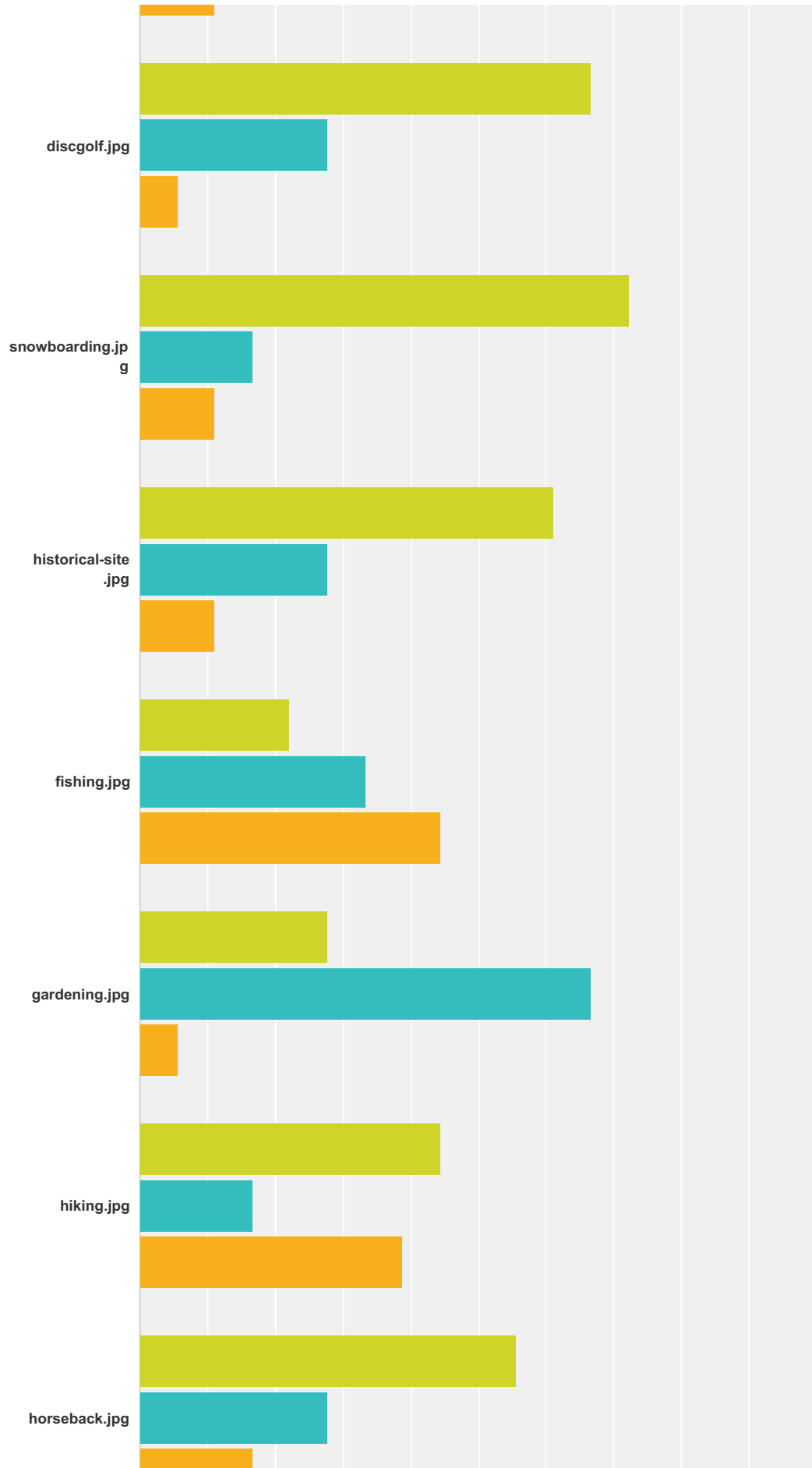
#	Other (please specify)	Date
	There are no responses.	

Q33 Below is a list of activities available to kids and families in Western Colorado. Please indicate your level of participation in that activity:

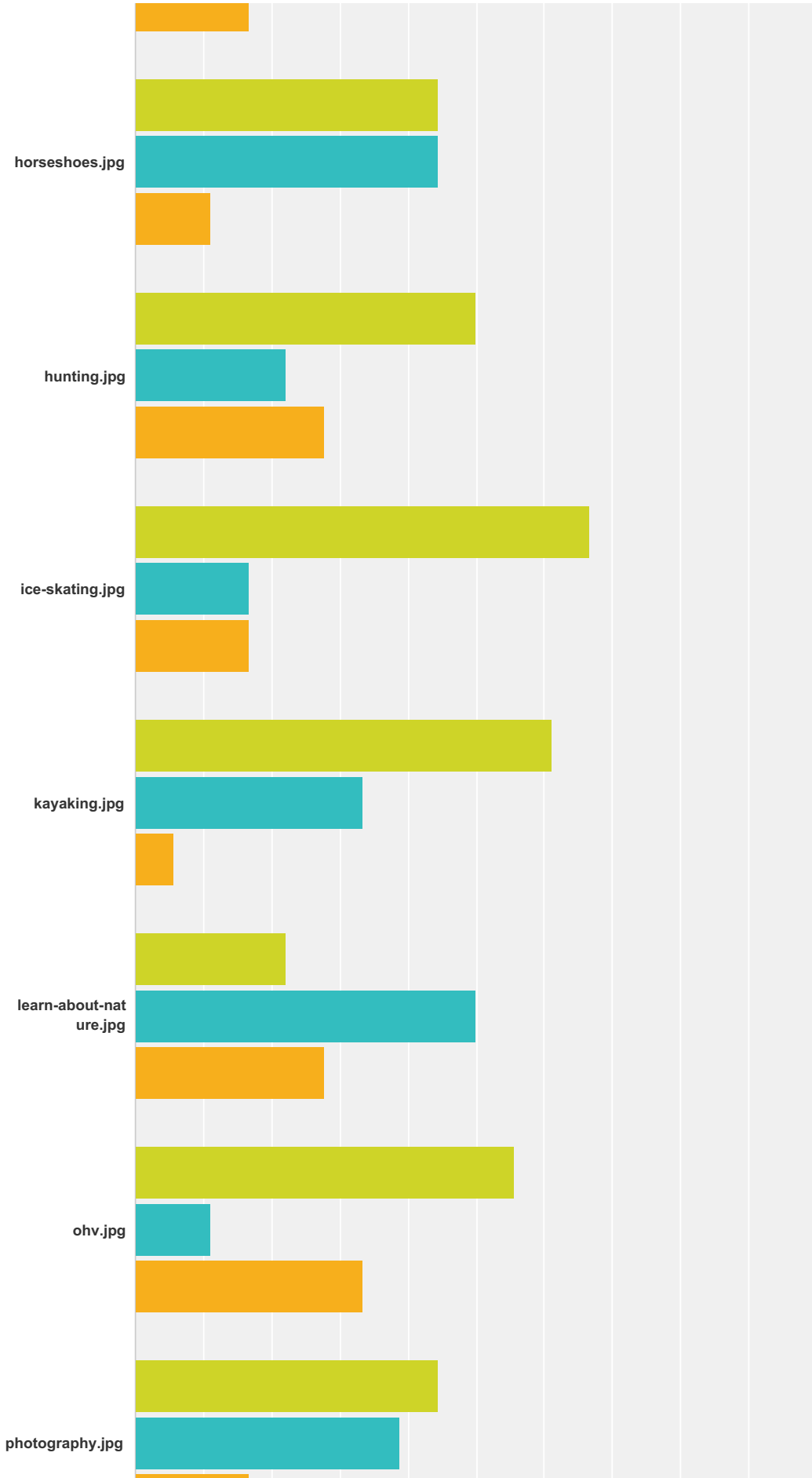
Answered: 18 Skipped: 2



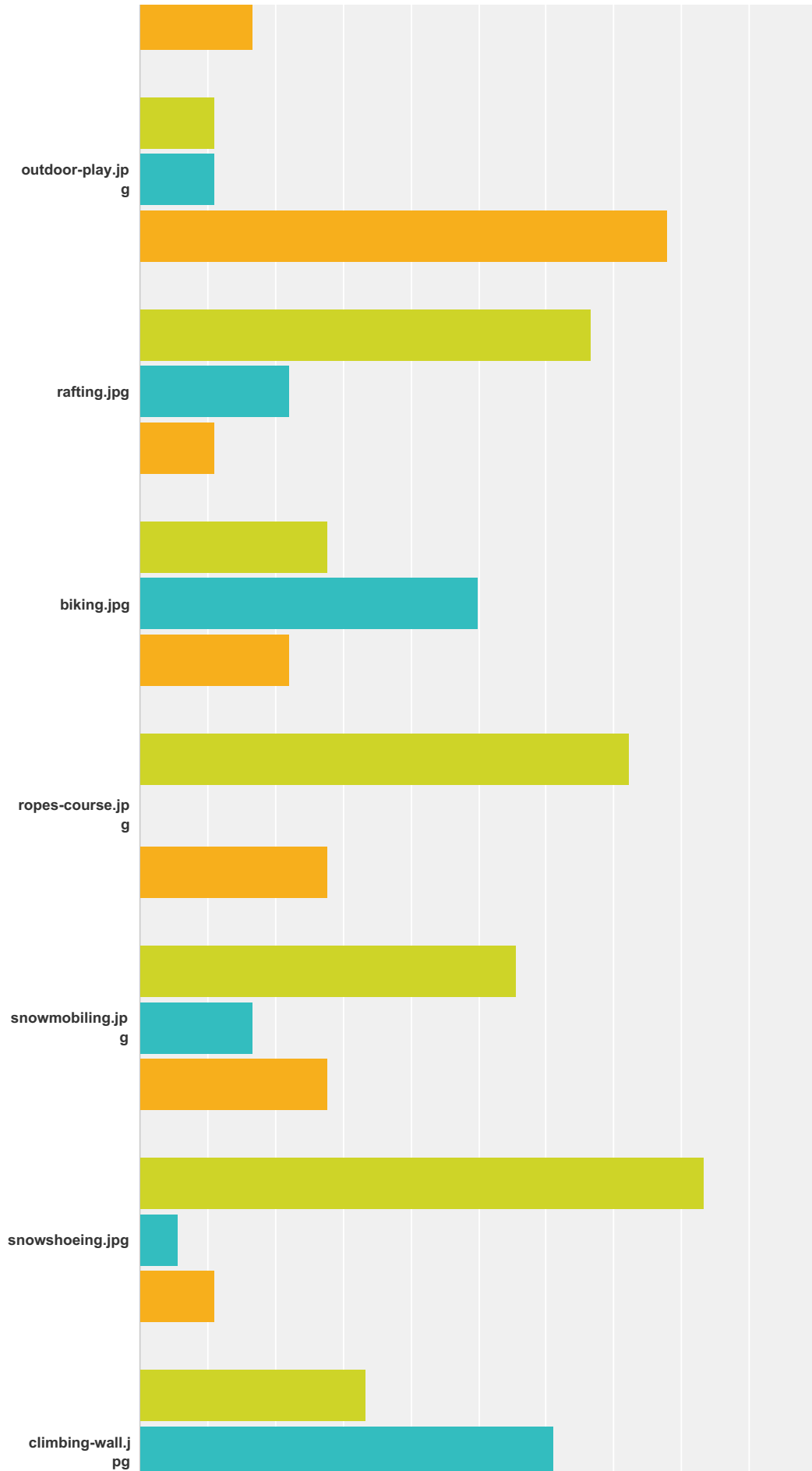
Nature Connection Survey



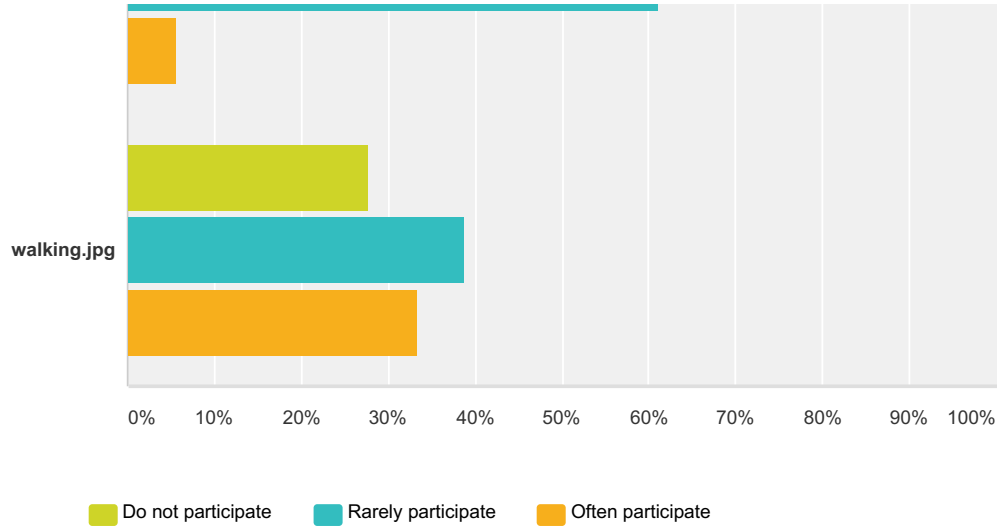
Nature Connection Survey











Nature Connection Survey















Nature Connection Survey











	Do not participate	Rarely participate	Often participate	Total
	55.56% 10	27.78% 5	16.67% 3	18
	50.00% 9	33.33% 6	16.67% 3	18
	38.89% 7	38.89% 7	22.22% 4	18
	44.44% 8	38.89% 7	16.67% 3	18
	44.44% 8	16.67% 3	38.89% 7	18
	66.67% 12	22.22% 4	11.11% 2	18
	66.67% 12	27.78% 5	5.56% 1	18
	72.22% 13	16.67% 3	11.11% 2	18

Nature Connection Survey

		61.11% 11	27.78% 5	11.11% 2	18
		22.22% 4	33.33% 6	44.44% 8	18
		27.78% 5	66.67% 12	5.56% 1	18
		44.44% 8	16.67% 3	38.89% 7	18
		55.56% 10	27.78% 5	16.67% 3	18
		44.44% 8	44.44% 8	11.11% 2	18
		50.00% 9	22.22% 4	27.78% 5	18
		66.67% 12	16.67% 3	16.67% 3	18
		61.11% 11	33.33% 6	5.56% 1	18
		22.22% 4	50.00% 9	27.78% 5	18
		55.56% 10	11.11% 2	33.33% 6	18
		44.44% 8	38.89% 7	16.67% 3	18

Nature Connection Survey

	11.11% 2	11.11% 2	77.78% 14	18
	66.67% 12	22.22% 4	11.11% 2	18
	27.78% 5	50.00% 9	22.22% 4	18
	72.22% 13	0.00% 0	27.78% 5	18
	55.56% 10	16.67% 3	27.78% 5	18
	83.33% 15	5.56% 1	11.11% 2	18
	33.33% 6	61.11% 11	5.56% 1	18
	27.78% 5	38.89% 7	33.33% 6	18

Nature Connection Survey

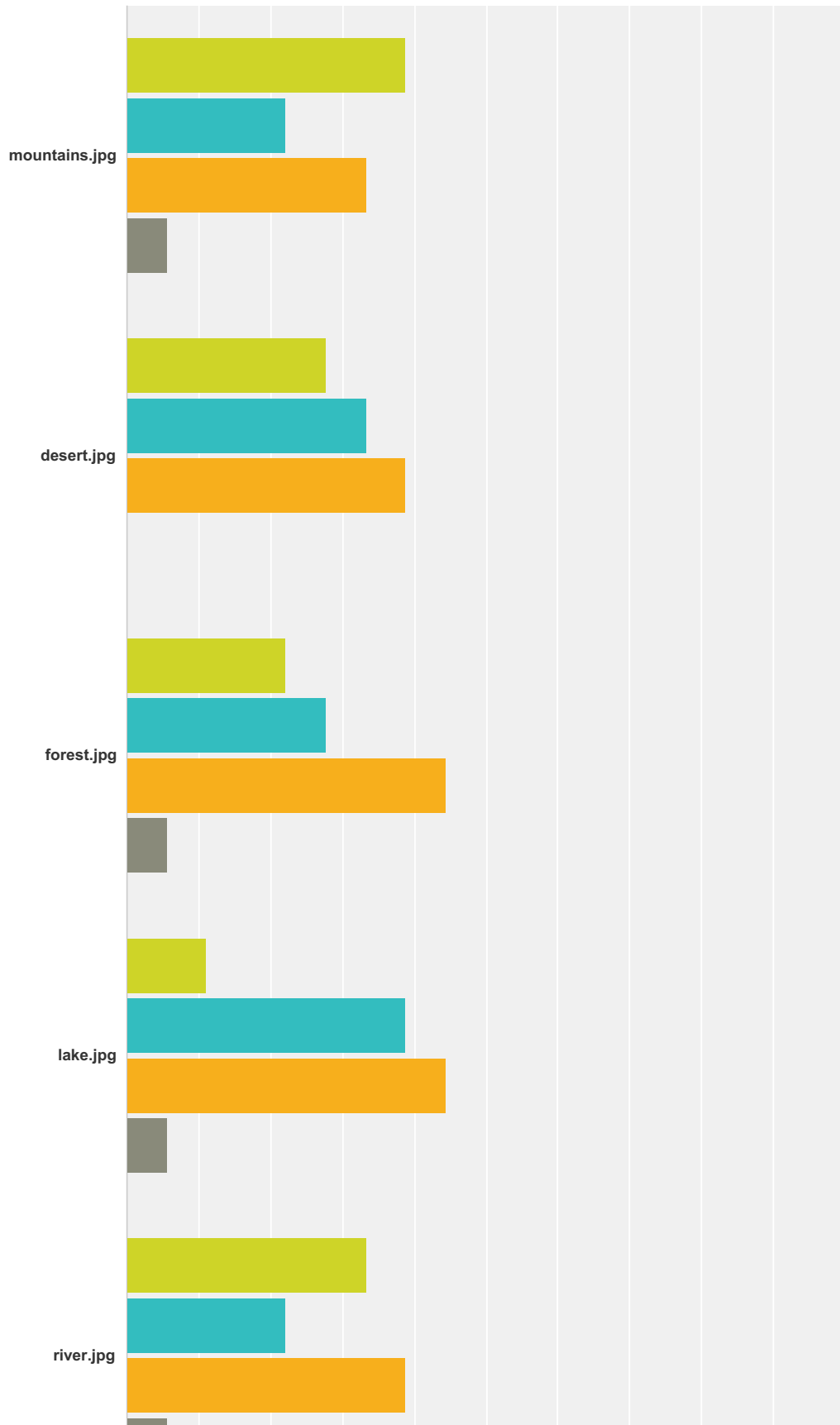
Q34 Are there any outdoor activities not listed above that you presently participate in?

Answered: 14 Skipped: 6

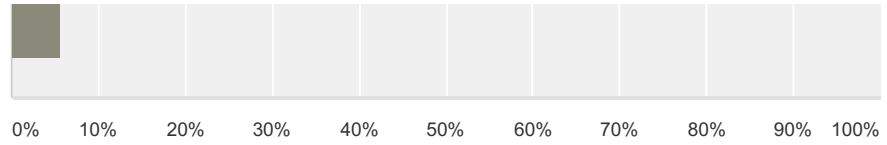
#	Responses	Date
1	No	5/23/2016 2:52 PM
2	snowball fights	4/28/2016 2:37 PM
3	obstacle coures	4/28/2016 9:46 AM
4	Cub Scouts/Geocashing	4/26/2016 9:43 AM
5	I play basketball	4/21/2016 9:37 AM
6	spots soccer	4/21/2016 9:35 AM
7	Swimming.Running.	3/31/2016 10:25 AM
8	Walking a dog	3/18/2016 2:47 PM
9	yes I like to feed a calf	3/14/2016 10:34 AM
10	yes, i drag in my grama and grampu field i drag with my tracter.	3/14/2016 10:33 AM
11	i jump roping outside with my friend and i play in the dirt and i play soccer to	3/14/2016 10:32 AM
12	swimming foot ball soccer and tennes.	3/14/2016 10:31 AM
13	swiming	3/14/2016 10:29 AM
14	4 wheeling. Bike racing. Dirt biking.	3/3/2016 1:25 PM

Q35 How often have you done an activity in:






Answered: 18 Skipped: 2



Nature Connection Survey

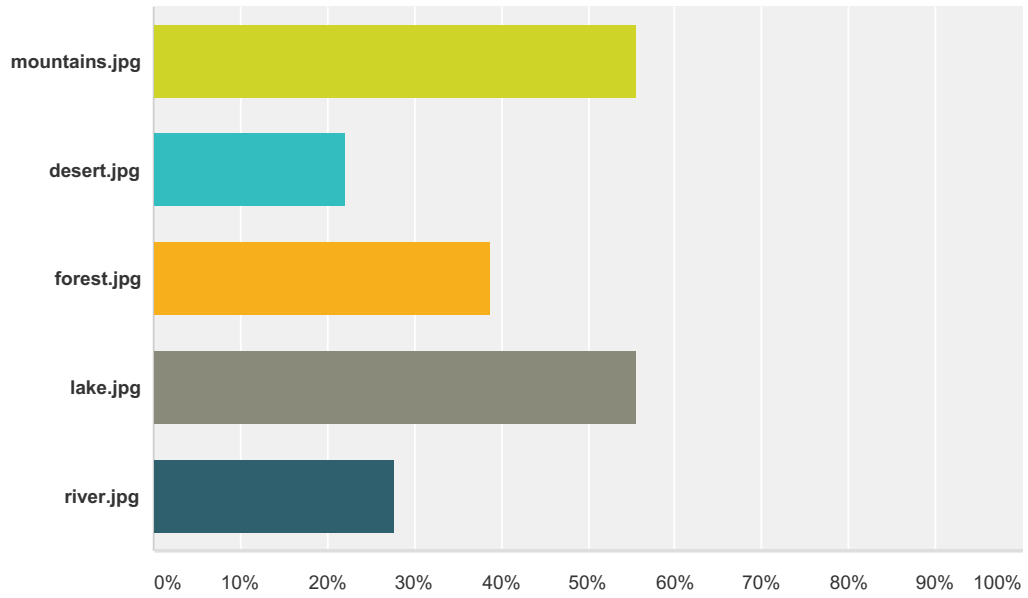







■ Never
 ■ Rarely
 ■ Often
 ■ Only on a school trip

	Never	Rarely	Often	Only on a school trip	Total
	38.89% 7	22.22% 4	33.33% 6	5.56% 1	18
	27.78% 5	33.33% 6	38.89% 7	0.00% 0	18
	22.22% 4	27.78% 5	44.44% 8	5.56% 1	18
	11.11% 2	38.89% 7	44.44% 8	5.56% 1	18
	33.33% 6	22.22% 4	38.89% 7	5.56% 1	18

**Q36 I would like to do more activities in...?
(please select your top 2 choices)**

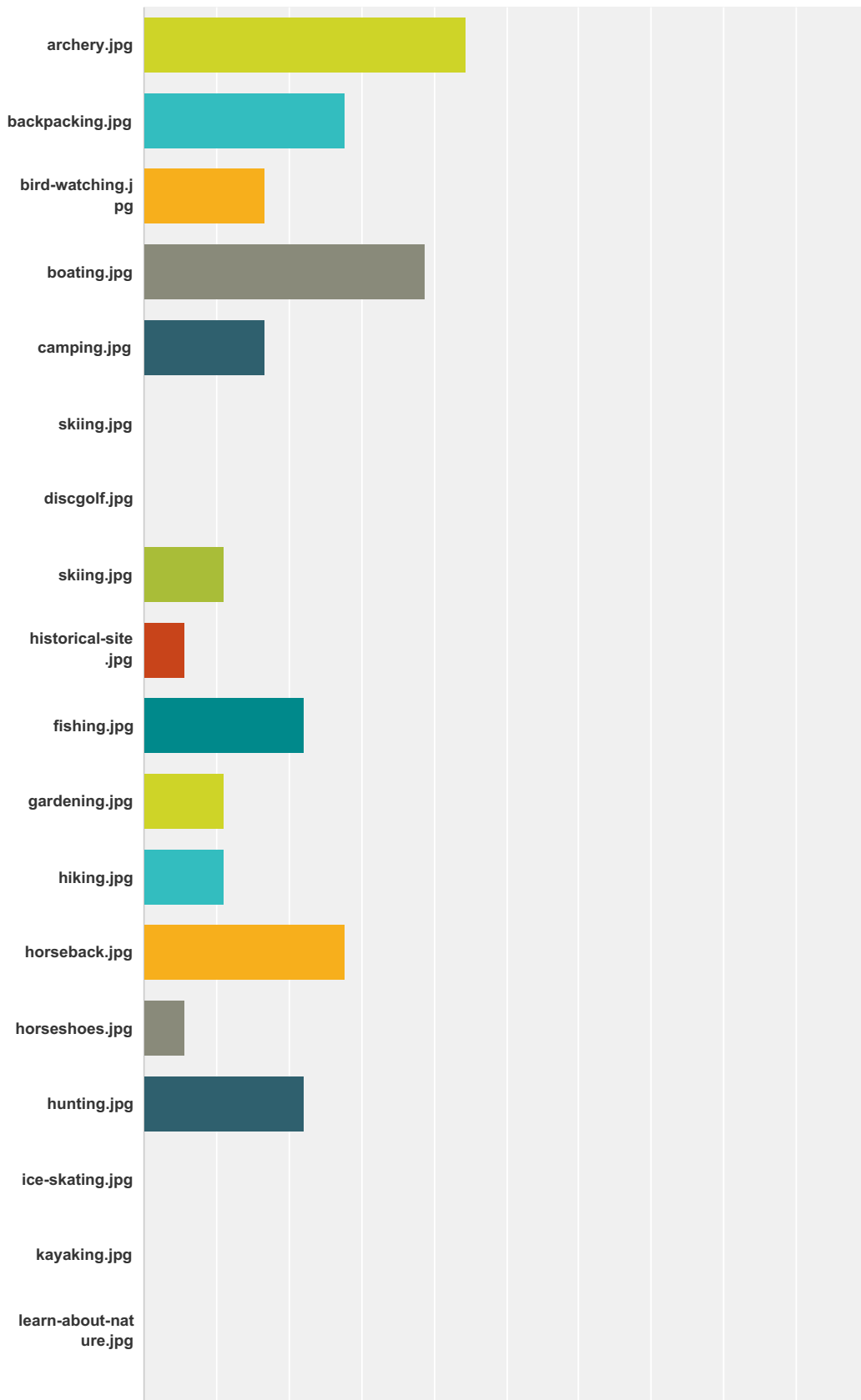
Answered: 18 Skipped: 2



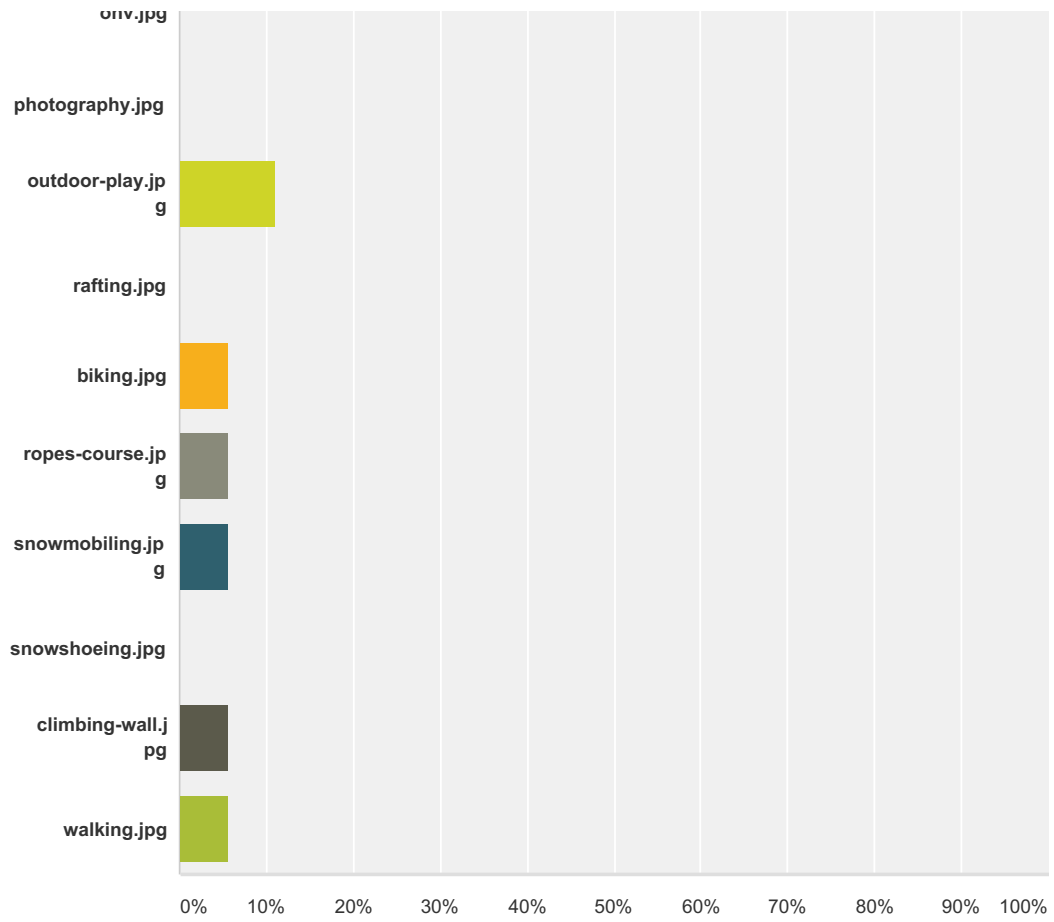
Answer Choices	Responses
	55.56% 10
	22.22% 4
	38.89% 7
	55.56% 10
	27.78% 5
Total Respondents: 18	








Q37 Please choose your 3 most favorite activities from among the following:

Answered: 18 Skipped: 2




















Nature Connection Survey



Answer Choices	Responses
	44.44% 8
	27.78% 5
	16.67% 3
	38.89% 7
	16.67% 3
	0.00% 0
	0.00% 0

Nature Connection Survey

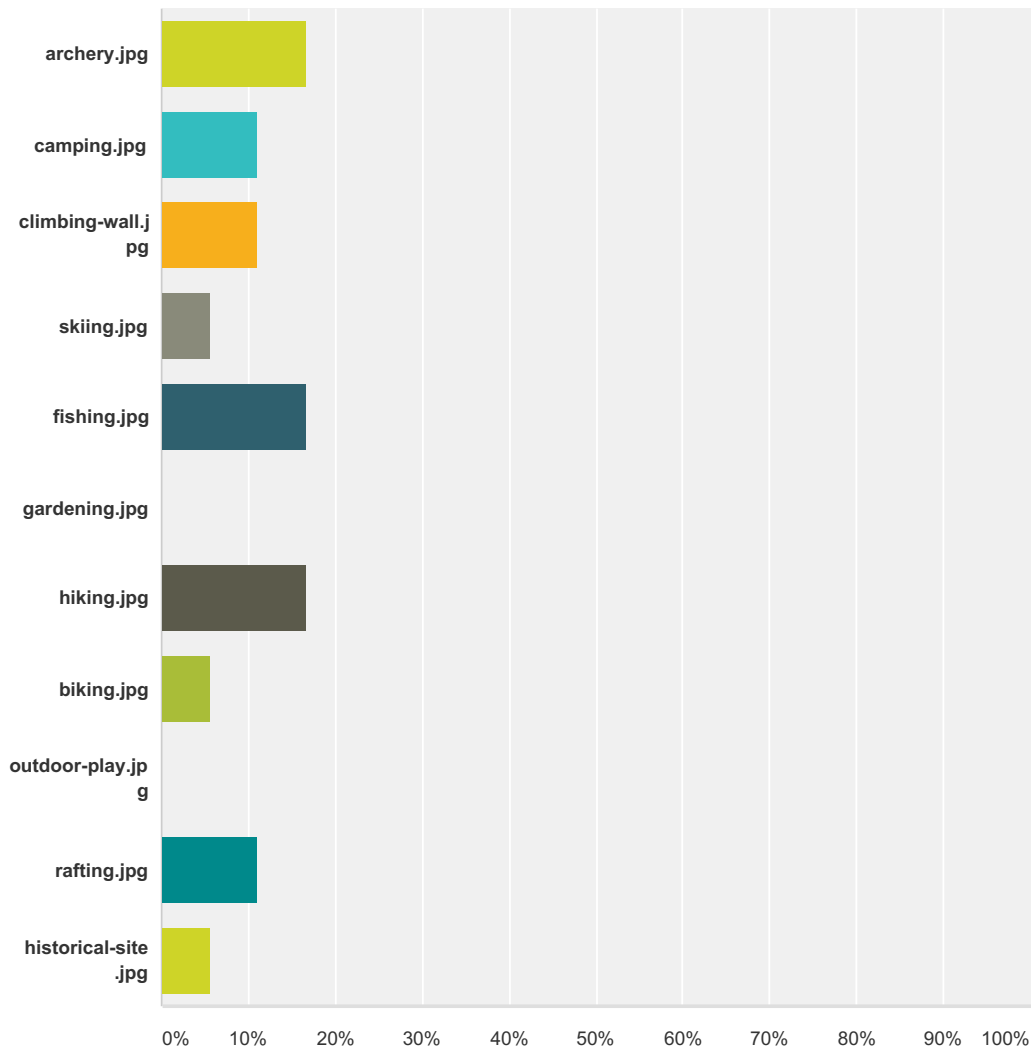
	11.11%	2
	5.56%	1
	22.22%	4
	11.11%	2
	11.11%	2
	27.78%	5
	5.56%	1
	22.22%	4
	0.00%	0
	0.00%	0
	0.00%	0
	0.00%	0
	0.00%	0
	11.11%	2
	0.00%	0
	5.56%	1
	5.56%	1





Nature Connection Survey

	5.56%	1
	0.00%	0
	5.56%	1
	5.56%	1
Total Respondents: 18		








Q38 Which new activity would you personally most like to try?

Answered: 18 Skipped: 2



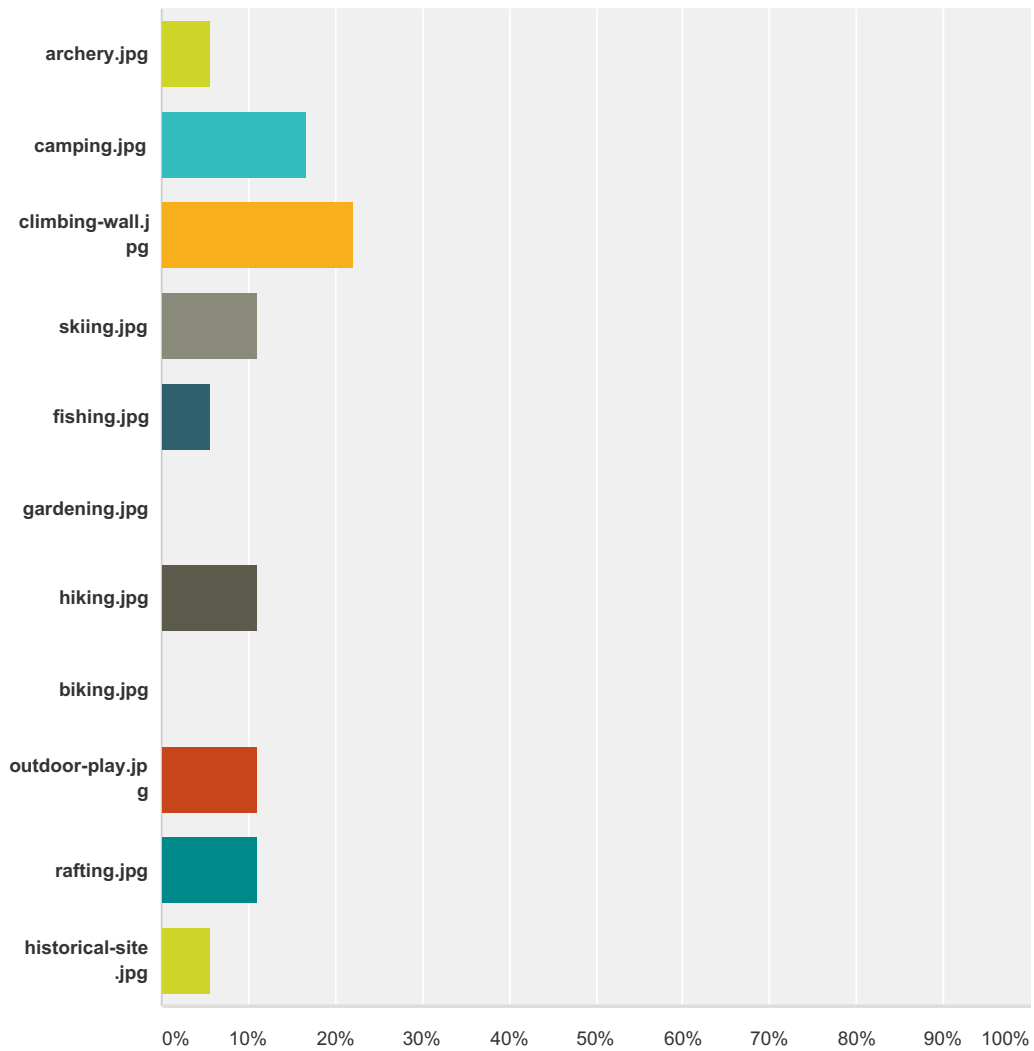
Answer Choices	Responses
	16.67% 3
	11.11% 2
	11.11% 2
	5.56% 1





Nature Connection Survey

	16.67%	3
	0.00%	0
	16.67%	3
	5.56%	1
	0.00%	0
	11.11%	2
	5.56%	1
Total		18








Q39 Which new activity would you like to try with your family?

Answered: 18 Skipped: 2



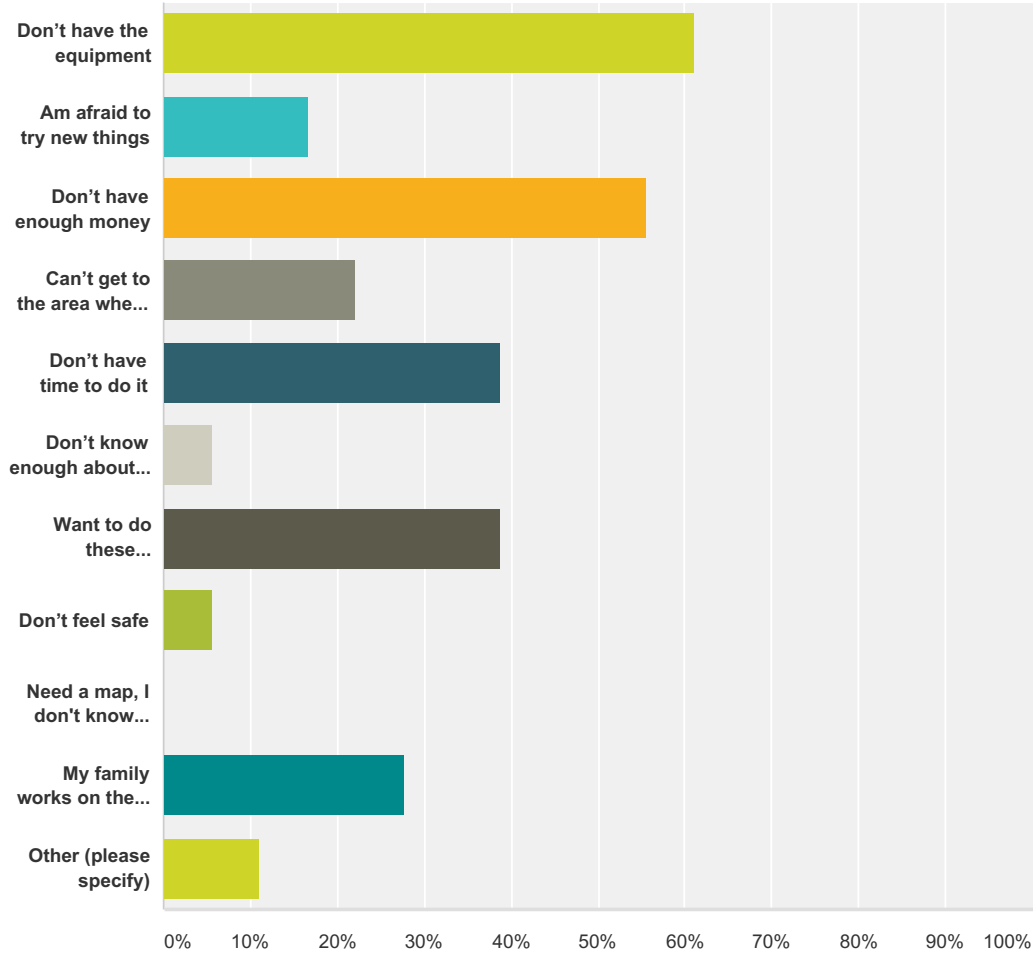
Answer Choices	Responses
	5.56% 1
	16.67% 3
	22.22% 4
	11.11% 2

Nature Connection Survey

	5.56%	1
	0.00%	0
	11.11%	2
	0.00%	0
	11.11%	2
	11.11%	2
	5.56%	1
Total		18

**Q40 What obstacles keep you (and your family) from trying new activities outdoors?
Please choose your top 3:**

Answered: 18 Skipped: 2



Answer Choices	Responses
Don't have the equipment	61.11% 11
Am afraid to try new things	16.67% 3
Don't have enough money	55.56% 10
Can't get to the area where I can do the activity (transportation is a problem)	22.22% 4
Don't have time to do it	38.89% 7
Don't know enough about the activity	5.56% 1
Want to do these activities with my friends, not by myself	38.89% 7
Don't feel safe	5.56% 1
Need a map, I don't know where to go	0.00% 0
My family works on the weekends	27.78% 5

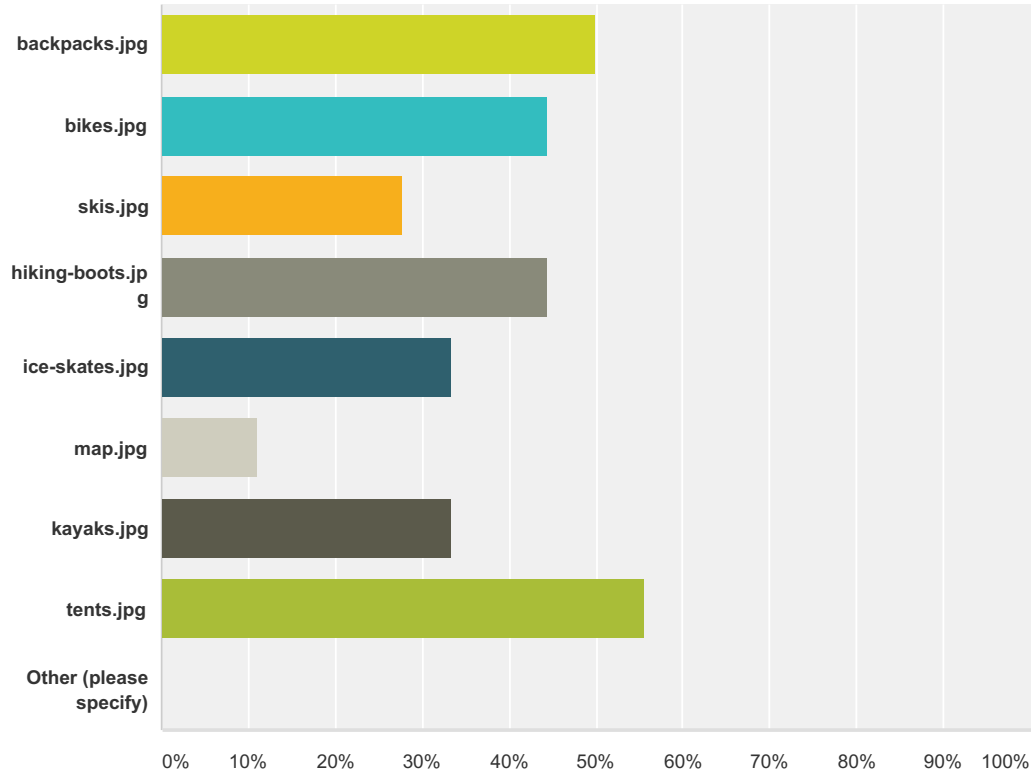
Nature Connection Survey







Other (please specify)	11.11%	2
Total Respondents: 18		

#	Other (please specify)	Date
1	dont have much to do with my friends	3/14/2016 10:40 AM
2	i do feel safe but i do not know what to do.	3/14/2016 10:40 AM

Q41 If this equipment were available to my family and friends, I would get outside more often... (please choose your top 3):

Answered: 18 Skipped: 2



Answer Choices	Responses
	50.00% 9
	44.44% 8
	27.78% 5
	44.44% 8
	33.33% 6
	11.11% 2

Nature Connection Survey

	33.33%	6
	55.56%	10
Other (please specify)	0.00%	0
Total Respondents: 18		

#	Other (please specify)	Date
	There are no responses.	

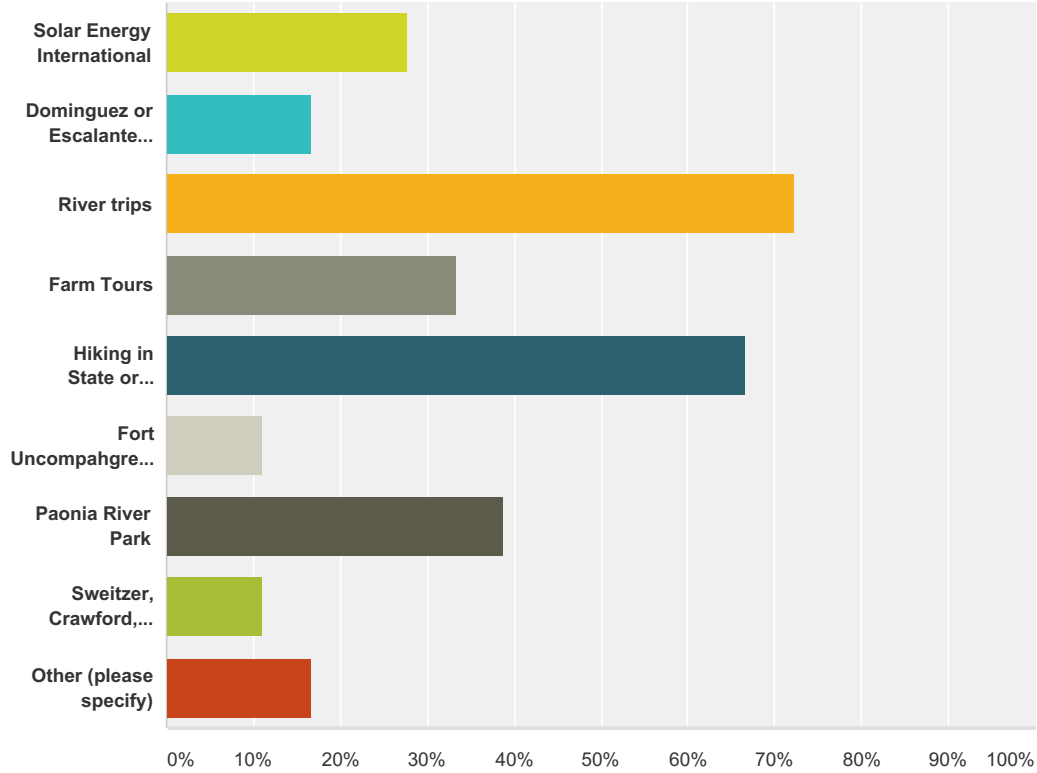
Q42 Is there any other equipment not mentioned above that you would like access to?

Answered: 4 Skipped: 16

#	Responses	Date
1	swimming hunt	3/31/2016 10:32 AM
2	a fort and roller scates	3/14/2016 10:43 AM
3	no.	3/14/2016 10:41 AM
4	Hiking gear	3/3/2016 1:31 PM

Q43 What school field trips would you like to participate in more often? (Please choose your top 3):

Answered: 18 Skipped: 2



Answer Choices	Responses
Solar Energy International	27.78% 5
Dominguez or Escalante Canyon	16.67% 3
River trips	72.22% 13
Farm Tours	33.33% 6
Hiking in State or National Public Lands (like Gunnison Gorge, Grand Mesa, Uncompahgre Plateau, or the West Elks)	66.67% 12
Fort Uncompahgre Living History Museum	11.11% 2
Paonia River Park	38.89% 7
Sweitzer, Crawford, Confluence, or other lake	11.11% 2
Other (please specify)	16.67% 3
Total Respondents: 18	

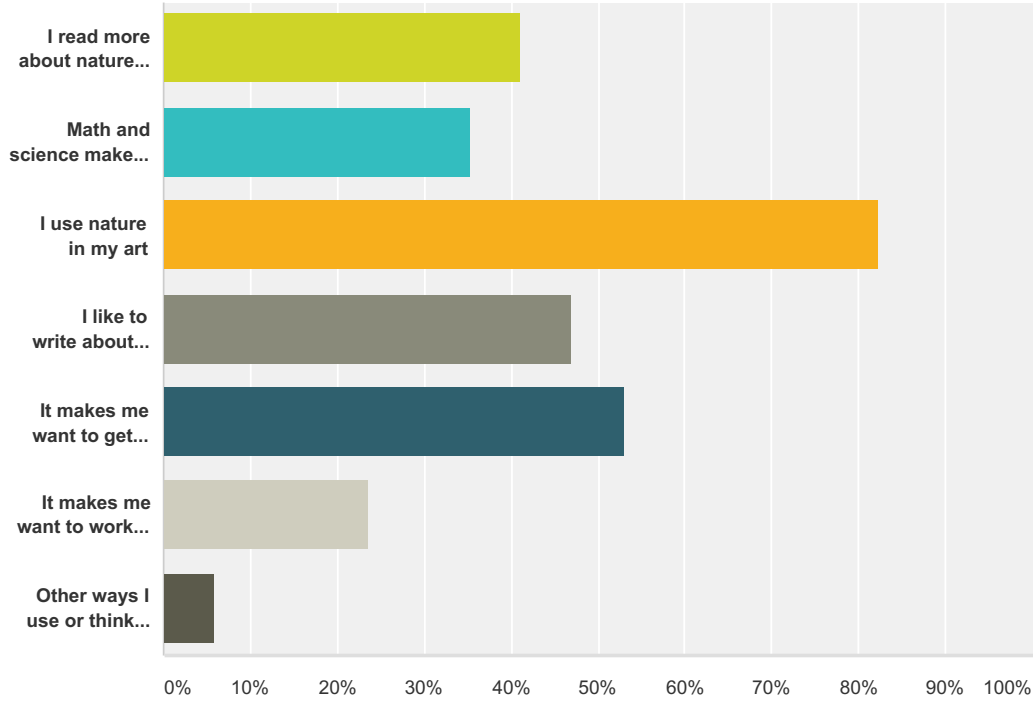
#	Other (please specify)	Date
1	obstacle courses	4/28/2016 9:54 AM
2	sinens	4/21/2016 1:48 PM

Nature Connection Survey

3	Make me tired field trips	3/3/2016 2:09 PM
---	---------------------------	------------------

Q44 How have your school field trips connected to your life? (Please choose your top 3):

Answered: 17 Skipped: 3



Answer Choices	Responses
I read more about nature at home or school	41.18% 7
Math and science make more sense when I see how to use them	35.29% 6
I use nature in my art	82.35% 14
I like to write about what I see, hear and experience outdoors	47.06% 8
It makes me want to get outdoors more	52.94% 9
It makes me want to work in an outdoor related field when I grow up	23.53% 4
Other ways I use or think about my school field trips:	5.88% 1
Total Respondents: 17	

#	Other ways I use or think about my school field trips:	Date
1	It gets me moving.	4/27/2016 9:50 AM

Nature Connection Survey

Q45 Thank you for taking the survey. If you have any other comments you would like to share please provide them here:

Answered: 5 Skipped: 15

#	Responses	Date
1	Thank you for giving me the survey.	5/23/2016 2:58 PM
2	no	4/28/2016 2:44 PM
3	I want to go swimming with my family and friends, hiking ,hunt,biking,swinging, sliding, running, jumping on a trampling,climbing,laving,stoping,funny faces, sheds puppets,sleep overs, play dates,games outside.	3/31/2016 10:49 AM
4	hiking hiking the grand canuan	3/14/2016 10:52 AM
5	rock climing shooting and forwelling.	3/14/2016 10:48 AM