

### Q1 Choose your survey language:

Answered: 14 Skipped: 0

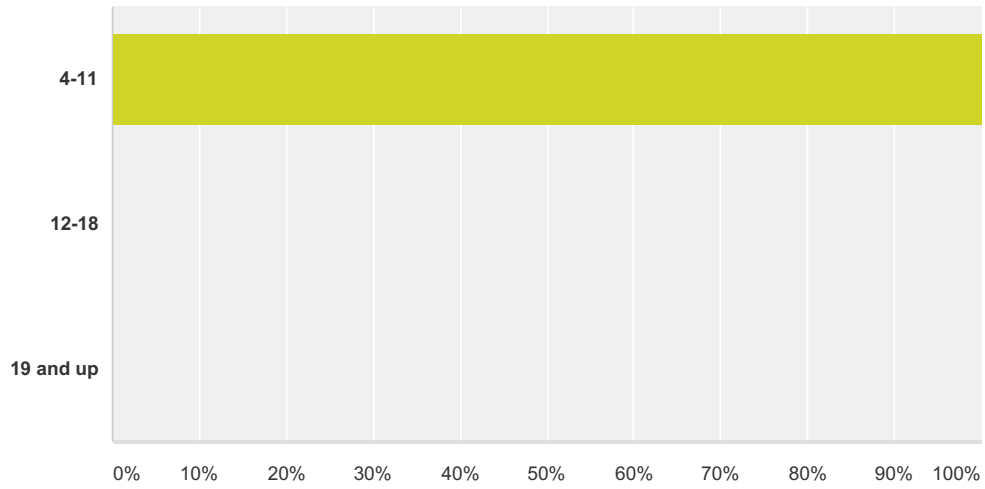


| Answer Choices | Responses  |
|----------------|------------|
| English        | 100.00% 14 |
| Espanol        | 0.00% 0    |
| <b>Total</b>   | <b>14</b>  |

# Nature Connection Survey

## Q2 Please choose your age range:

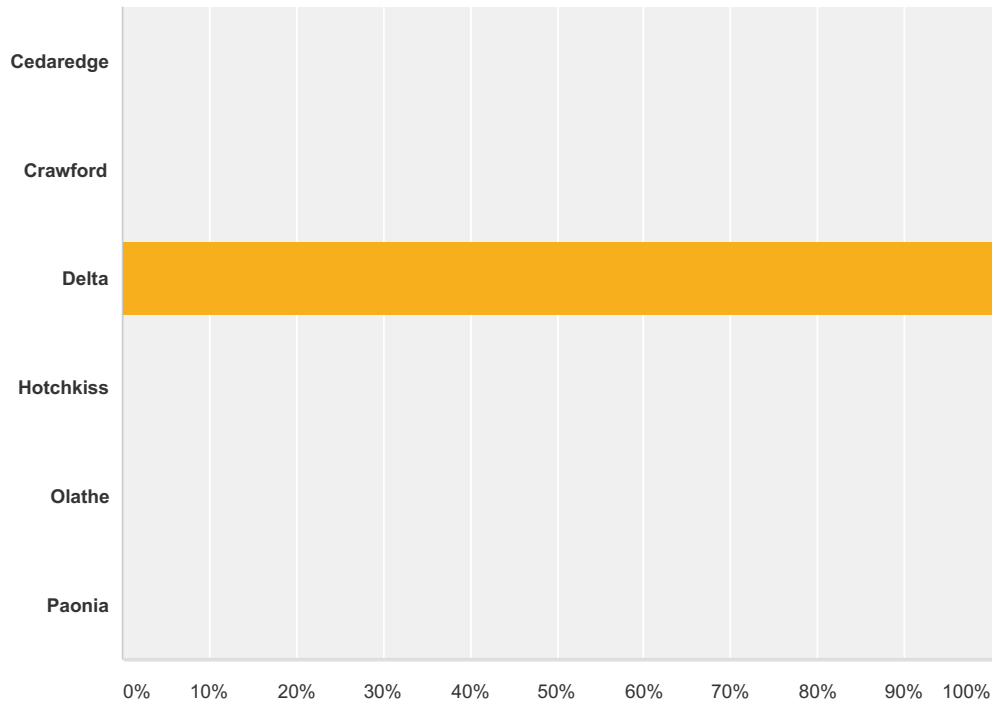
Answered: 14 Skipped: 0



| Answer Choices | Responses  |
|----------------|------------|
| 4-11           | 100.00% 14 |
| 12-18          | 0.00% 0    |
| 19 and up      | 0.00% 0    |
| <b>Total</b>   | <b>14</b>  |

### Q31 Which town do you live closest to?

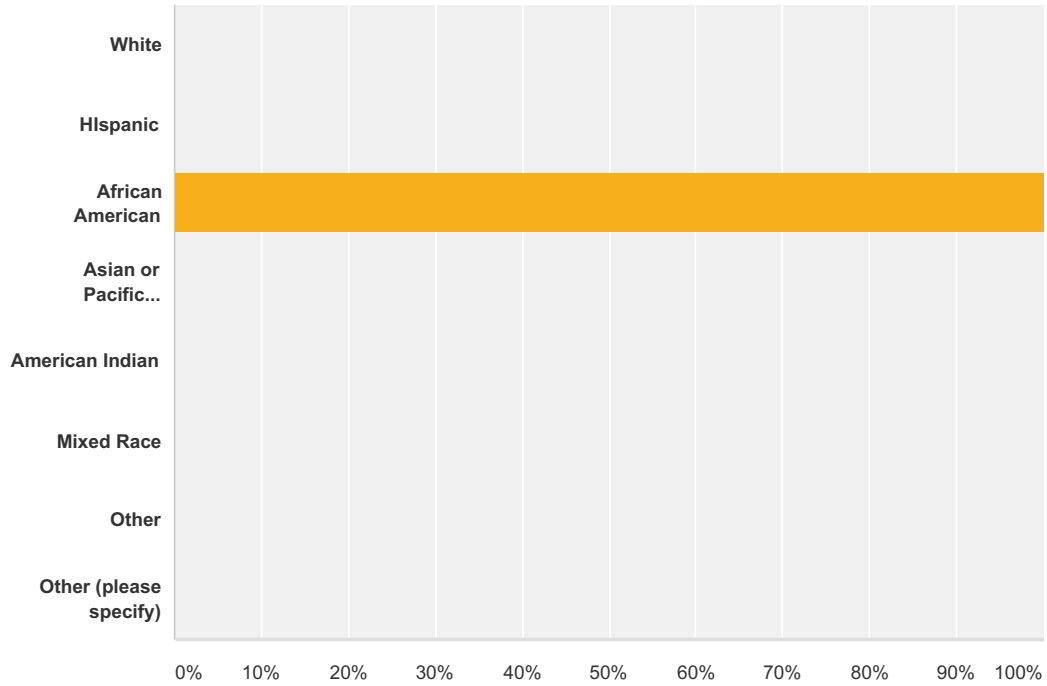
Answered: 14 Skipped: 0



| Answer Choices | Responses  |
|----------------|------------|
| Cedaredge      | 0.00% 0    |
| Crawford       | 0.00% 0    |
| Delta          | 100.00% 14 |
| Hotchkiss      | 0.00% 0    |
| Olathe         | 0.00% 0    |
| Paonia         | 0.00% 0    |
| <b>Total</b>   | <b>14</b>  |

### Q32 What is your ethnicity?

Answered: 14 Skipped: 0

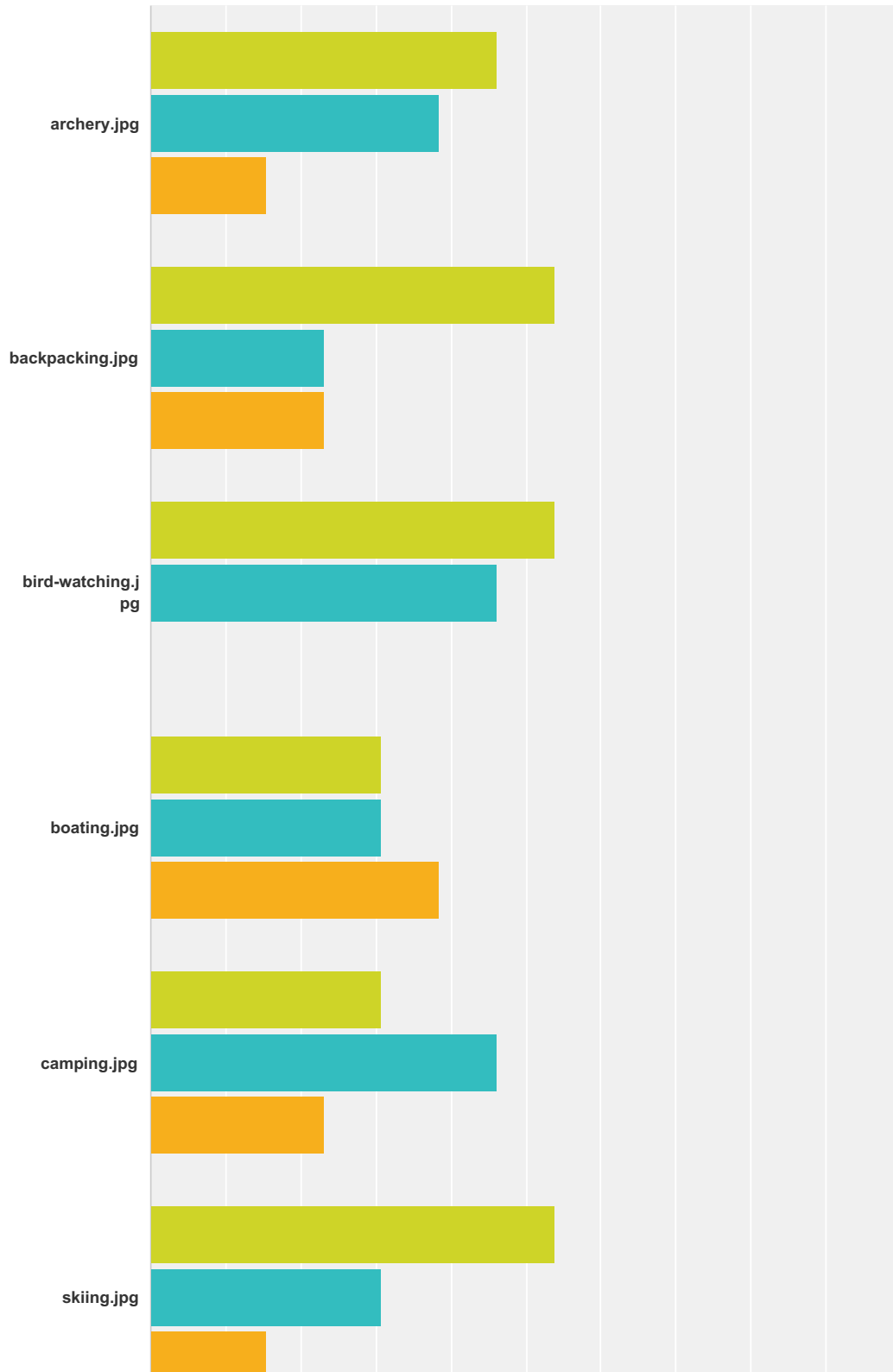


| Answer Choices            | Responses  |
|---------------------------|------------|
| White                     | 0.00% 0    |
| Hispanic                  | 0.00% 0    |
| African American          | 100.00% 14 |
| Asian or Pacific Islander | 0.00% 0    |
| American Indian           | 0.00% 0    |
| Mixed Race                | 0.00% 0    |
| Other                     | 0.00% 0    |
| Other (please specify)    | 0.00% 0    |
| <b>Total</b>              | <b>14</b>  |

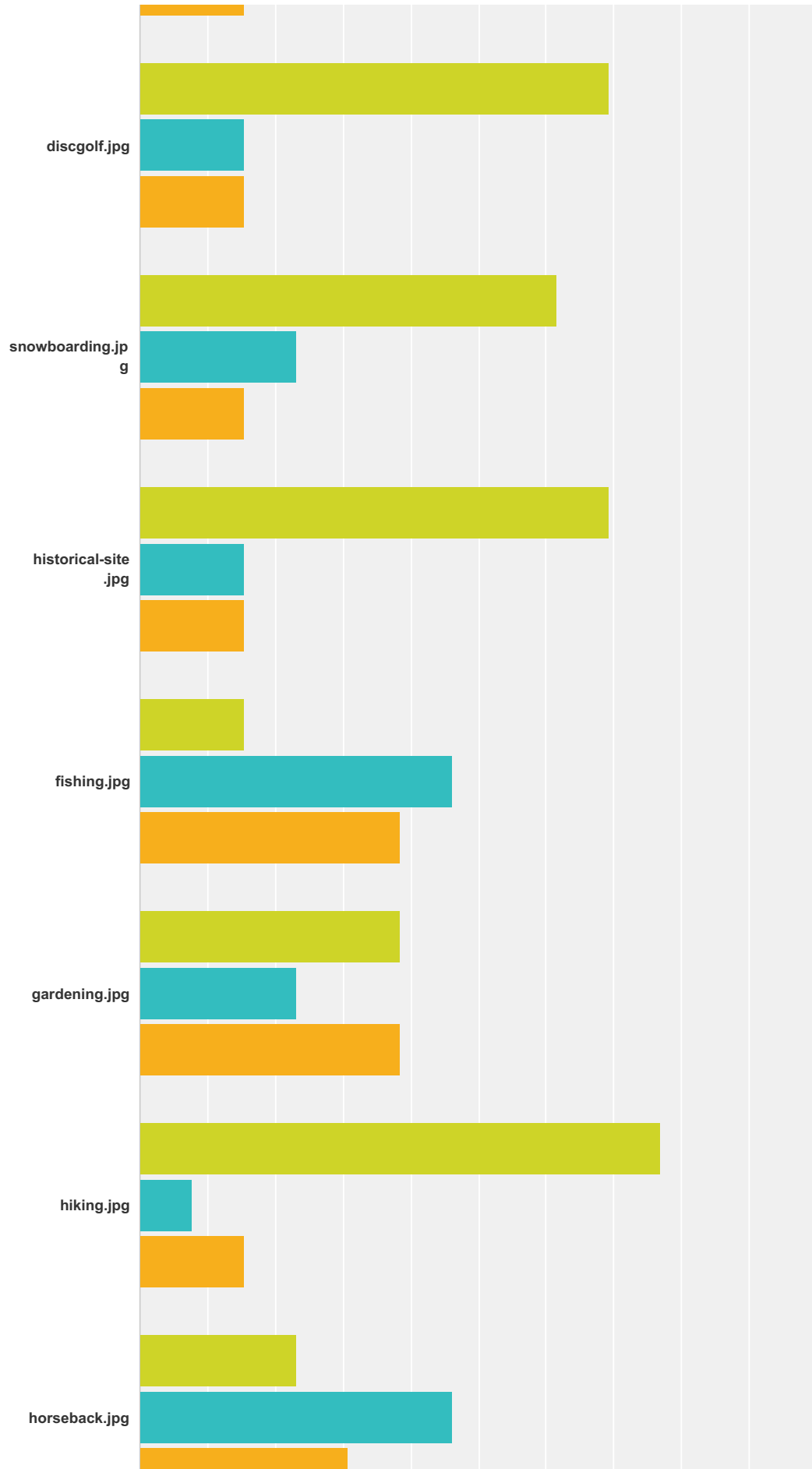
| # | Other (please specify)  | Date |
|---|-------------------------|------|
|   | There are no responses. |      |

**Q33 Below is a list of activities available to kids and families in Western Colorado. Please indicate your level of participation in that activity:**

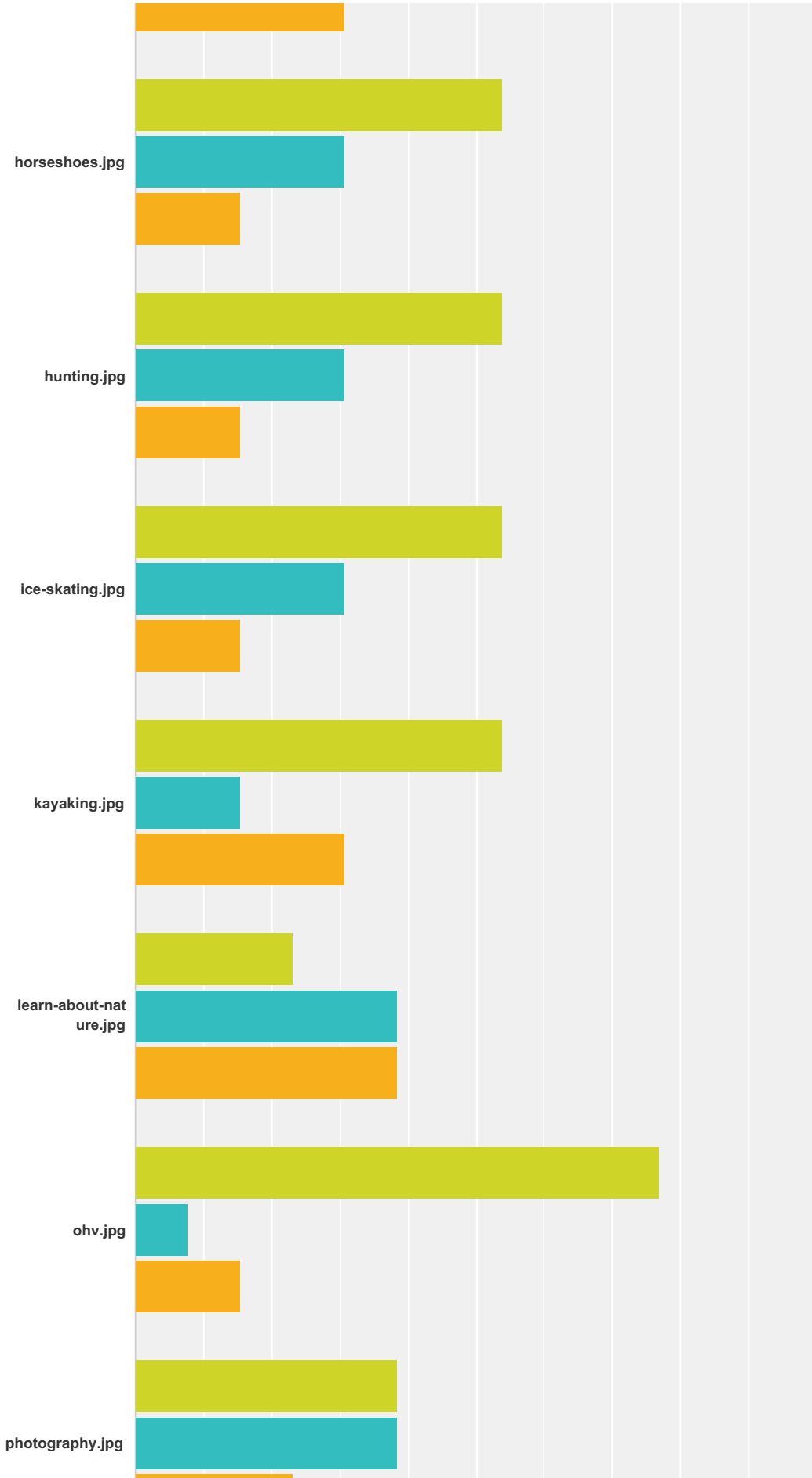
Answered: 13 Skipped: 1



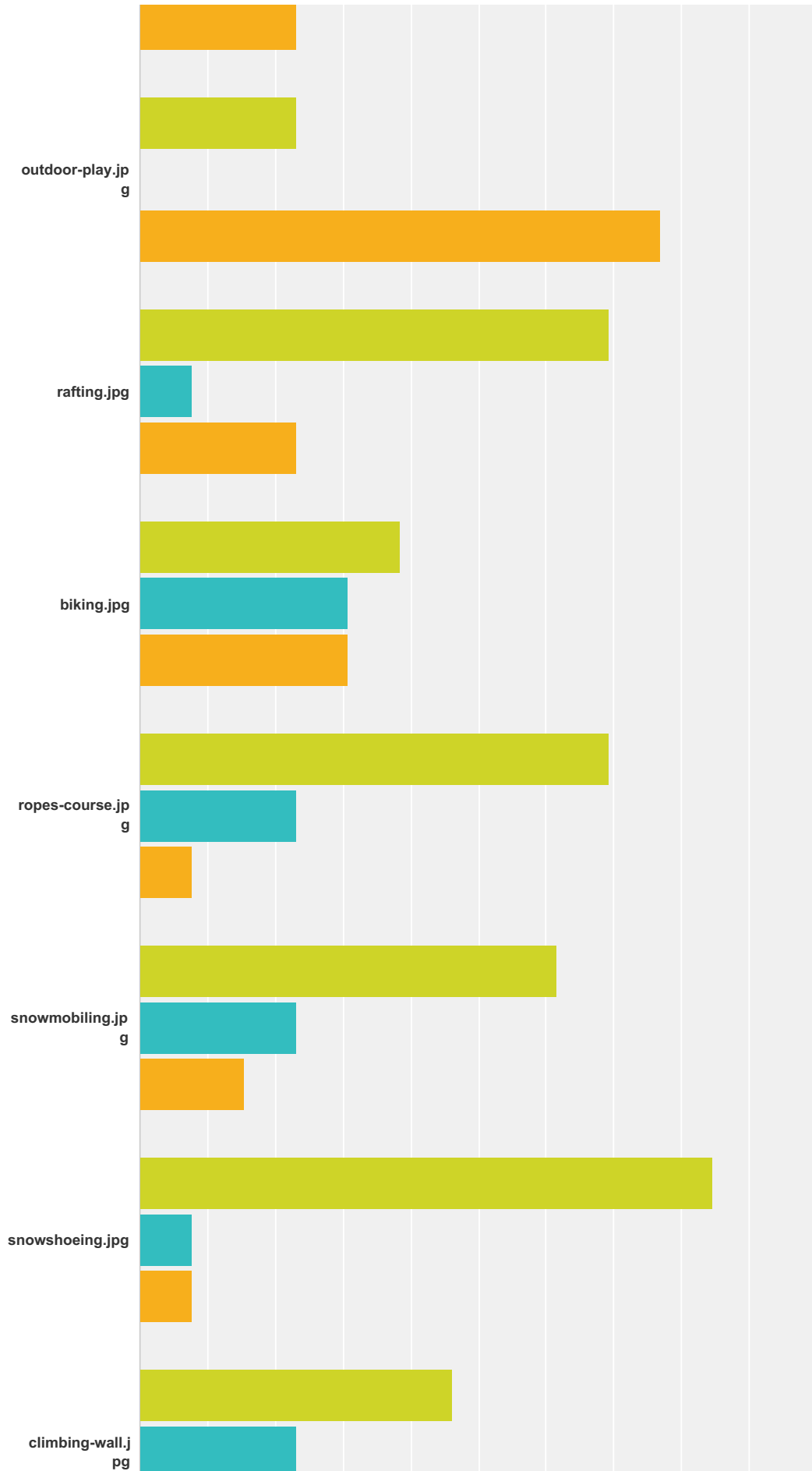
# Nature Connection Survey



# Nature Connection Survey

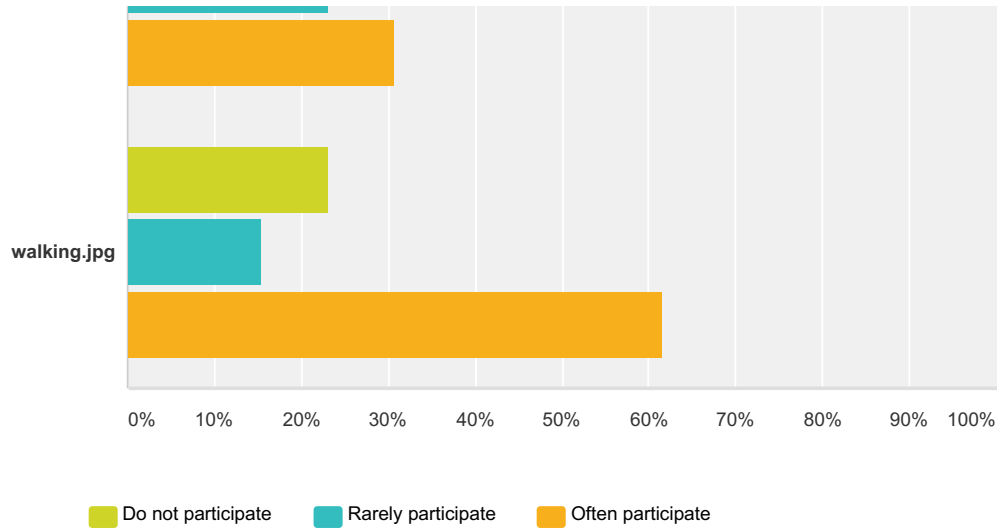










# Nature Connection Survey

















## Nature Connection Survey










|   | Do not participate | Rarely participate | Often participate | Total |
|---|--------------------|--------------------|-------------------|-------|
|    | 46.15%<br>6        | 38.46%<br>5        | 15.38%<br>2       | 13    |
|    | 53.85%<br>7        | 23.08%<br>3        | 23.08%<br>3       | 13    |
|  | 53.85%<br>7        | 46.15%<br>6        | 0.00%<br>0        | 13    |
|  | 30.77%<br>4        | 30.77%<br>4        | 38.46%<br>5       | 13    |
|  | 30.77%<br>4        | 46.15%<br>6        | 23.08%<br>3       | 13    |
|  | 53.85%<br>7        | 30.77%<br>4        | 15.38%<br>2       | 13    |
|  | 69.23%<br>9        | 15.38%<br>2        | 15.38%<br>2       | 13    |
|  | 61.54%<br>8        | 23.08%<br>3        | 15.38%<br>2       | 13    |

## Nature Connection Survey

|   |  |                     |                    |                    |    |
|---|--|---------------------|--------------------|--------------------|----|
|    |  | <b>69.23%</b><br>9  | <b>15.38%</b><br>2 | <b>15.38%</b><br>2 | 13 |
|    |  | <b>15.38%</b><br>2  | <b>46.15%</b><br>6 | <b>38.46%</b><br>5 | 13 |
|    |  | <b>38.46%</b><br>5  | <b>23.08%</b><br>3 | <b>38.46%</b><br>5 | 13 |
|    |  | <b>76.92%</b><br>10 | <b>7.69%</b><br>1  | <b>15.38%</b><br>2 | 13 |
|    |  | <b>23.08%</b><br>3  | <b>46.15%</b><br>6 | <b>30.77%</b><br>4 | 13 |
|    |  | <b>53.85%</b><br>7  | <b>30.77%</b><br>4 | <b>15.38%</b><br>2 | 13 |
|   |  | <b>53.85%</b><br>7  | <b>30.77%</b><br>4 | <b>15.38%</b><br>2 | 13 |
|  |  | <b>53.85%</b><br>7  | <b>30.77%</b><br>4 | <b>15.38%</b><br>2 | 13 |
|  |  | <b>53.85%</b><br>7  | <b>15.38%</b><br>2 | <b>30.77%</b><br>4 | 13 |
|  |  | <b>23.08%</b><br>3  | <b>38.46%</b><br>5 | <b>38.46%</b><br>5 | 13 |
|  |  | <b>76.92%</b><br>10 | <b>7.69%</b><br>1  | <b>15.38%</b><br>2 | 13 |
|  |  | <b>38.46%</b><br>5  | <b>38.46%</b><br>5 | <b>23.08%</b><br>3 | 13 |

## Nature Connection Survey

|   |  |                     |                    |                     |    |
|---|--|---------------------|--------------------|---------------------|----|
|    |  | <b>23.08%</b><br>3  | <b>0.00%</b><br>0  | <b>76.92%</b><br>10 | 13 |
|    |  | <b>69.23%</b><br>9  | <b>7.69%</b><br>1  | <b>23.08%</b><br>3  | 13 |
|    |  | <b>38.46%</b><br>5  | <b>30.77%</b><br>4 | <b>30.77%</b><br>4  | 13 |
|    |  | <b>69.23%</b><br>9  | <b>23.08%</b><br>3 | <b>7.69%</b><br>1   | 13 |
|    |  | <b>61.54%</b><br>8  | <b>23.08%</b><br>3 | <b>15.38%</b><br>2  | 13 |
|    |  | <b>84.62%</b><br>11 | <b>7.69%</b><br>1  | <b>7.69%</b><br>1   | 13 |
|   |  | <b>46.15%</b><br>6  | <b>23.08%</b><br>3 | <b>30.77%</b><br>4  | 13 |
|  |  | <b>23.08%</b><br>3  | <b>15.38%</b><br>2 | <b>61.54%</b><br>8  | 13 |

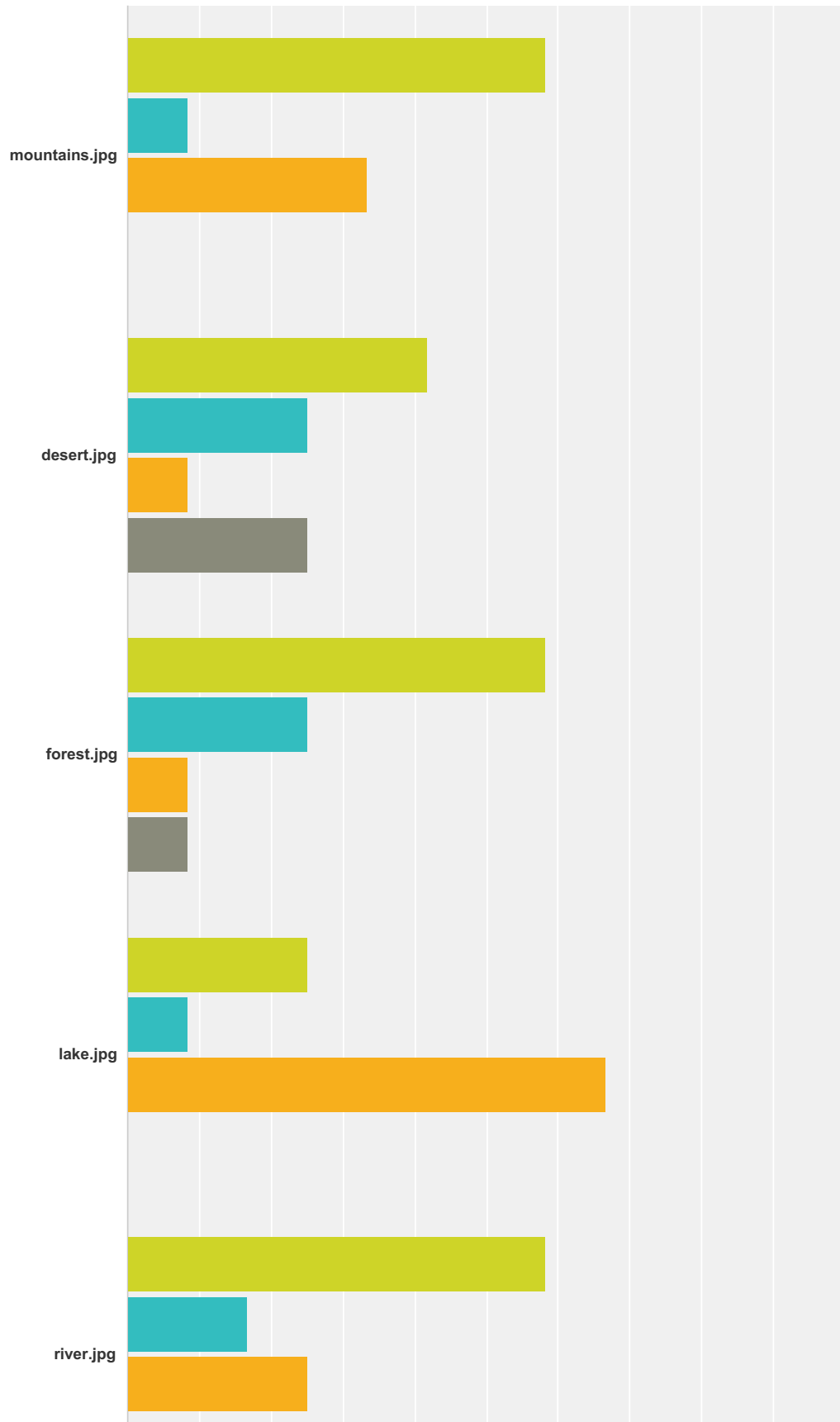
**Q34 Are there any outdoor activities not listed above that you presently participate in?**

Answered: 8 Skipped: 6

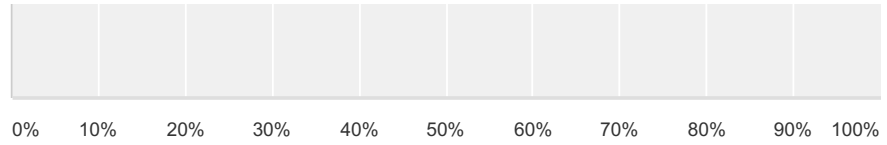
| # | Responses                   | Date               |
|---|-----------------------------|--------------------|
| 1 | being straight              | 4/28/2016 12:21 PM |
| 2 | sports                      | 4/27/2016 8:54 AM  |
| 3 | scooter                     | 4/22/2016 3:01 PM  |
| 4 | sports                      | 4/22/2016 1:54 PM  |
| 5 | swimming                    | 4/22/2016 8:48 AM  |
| 6 | roller blading              | 4/22/2016 8:46 AM  |
| 7 | cleaning the earth.         | 3/31/2016 8:42 AM  |
| 8 | fourweeling,and dirt biking | 3/14/2016 10:42 AM |

### Q35 How often have you done an activity in:






Answered: 12 Skipped: 2



# Nature Connection Survey

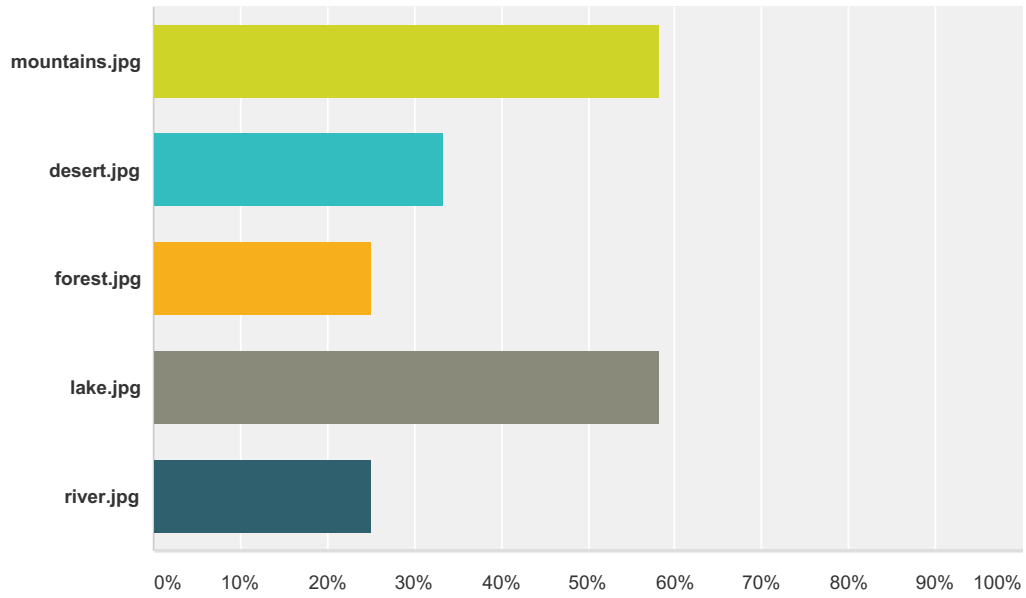







■ Never   
 ■ Rarely   
 ■ Often   
 ■ Only on a school trip

|   | Never       | Rarely      | Often       | Only on a school trip | Total |
|---|-------------|-------------|-------------|-----------------------|-------|
|    | 58.33%<br>7 | 8.33%<br>1  | 33.33%<br>4 | 0.00%<br>0            | 12    |
|    | 41.67%<br>5 | 25.00%<br>3 | 8.33%<br>1  | 25.00%<br>3           | 12    |
|    | 58.33%<br>7 | 25.00%<br>3 | 8.33%<br>1  | 8.33%<br>1            | 12    |
|    | 25.00%<br>3 | 8.33%<br>1  | 66.67%<br>8 | 0.00%<br>0            | 12    |
|  | 58.33%<br>7 | 16.67%<br>2 | 25.00%<br>3 | 0.00%<br>0            | 12    |

**Q36 I would like to do more activities in...?  
(please select your top 2 choices)**

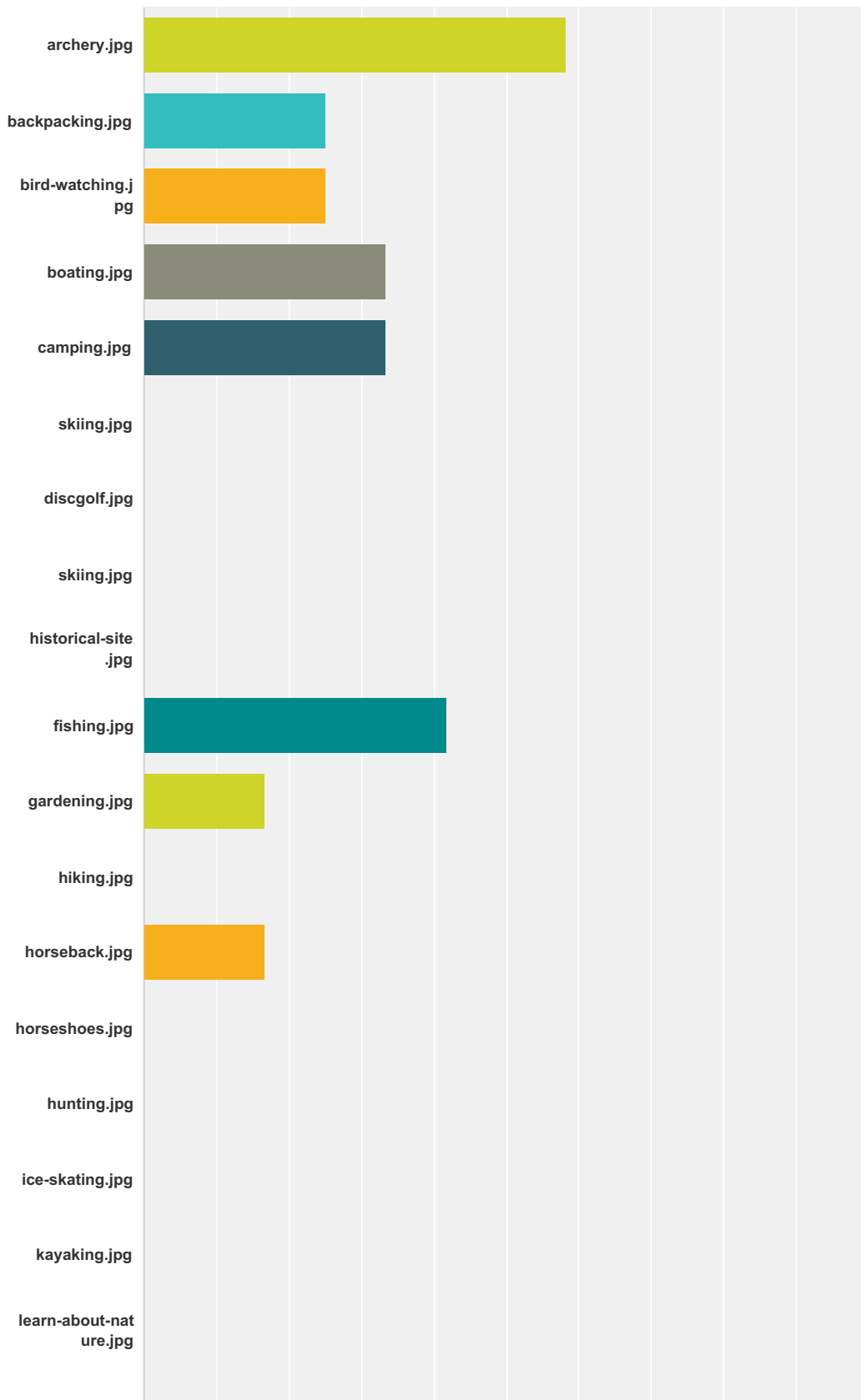
Answered: 12 Skipped: 2



| Answer Choices  | Responses |
|---|-----------|
|  | 58.33% 7  |
|  | 33.33% 4  |
|  | 25.00% 3  |
|  | 58.33% 7  |
|  | 25.00% 3  |
| <b>Total Respondents: 12</b>  |           |

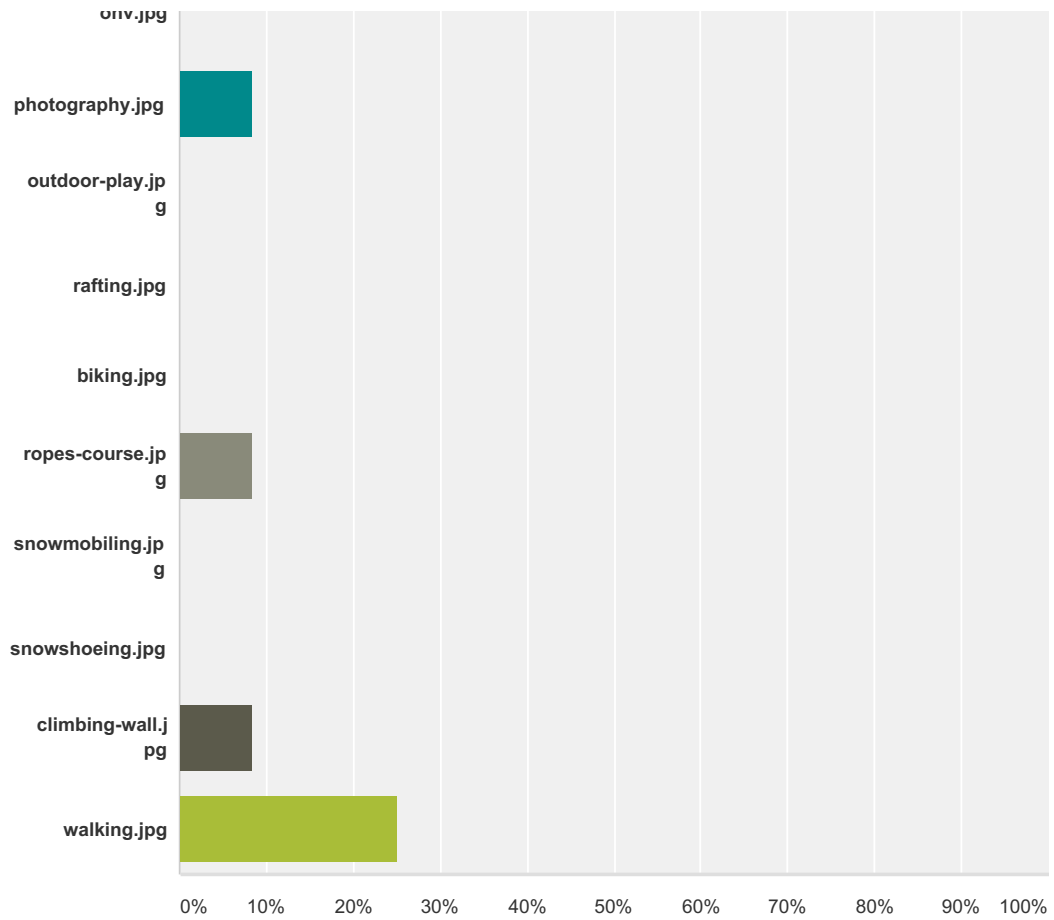
### Q37 Please choose your 3 most favorite activities from among the following:








Answered: 12 Skipped: 2






















# Nature Connection Survey







| Answer Choices  | Responses |
|---|-----------|
|  | 58.33% 7  |
|  | 25.00% 3  |
|  | 25.00% 3  |
|  | 33.33% 4  |
|  | 33.33% 4  |
|  | 0.00% 0   |
|  | 0.00% 0   |

# Nature Connection Survey

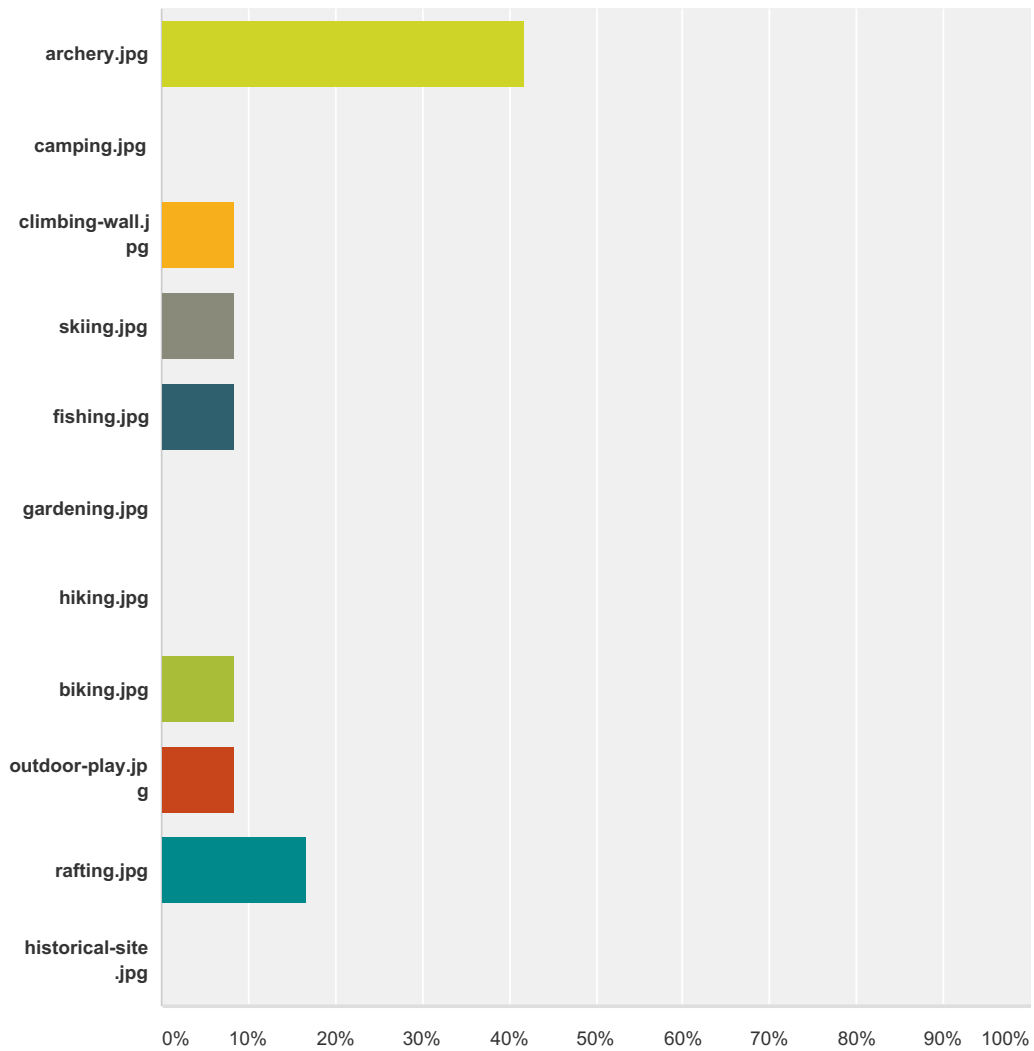
|   |        |   |
|---|--------|---|
|    | 0.00%  | 0 |
|    | 0.00%  | 0 |
|    | 41.67% | 5 |
|    | 16.67% | 2 |
|    | 0.00%  | 0 |
|    | 16.67% | 2 |
|    | 0.00%  | 0 |
|    | 0.00%  | 0 |
|   | 0.00%  | 0 |
|  | 0.00%  | 0 |
|  | 0.00%  | 0 |
|  | 0.00%  | 0 |
|  | 8.33%  | 1 |
|  | 0.00%  | 0 |
|  | 0.00%  | 0 |
|  | 0.00%  | 0 |
|  | 8.33%  | 1 |





# Nature Connection Survey

|   |        |   |
|---|--------|---|
|  | 0.00%  | 0 |
|  | 0.00%  | 0 |
|  | 8.33%  | 1 |
|  | 25.00% | 3 |
| <b>Total Respondents: 12</b>  |        |   |








### Q38 Which new activity would you personally most like to try?

Answered: 12 Skipped: 2



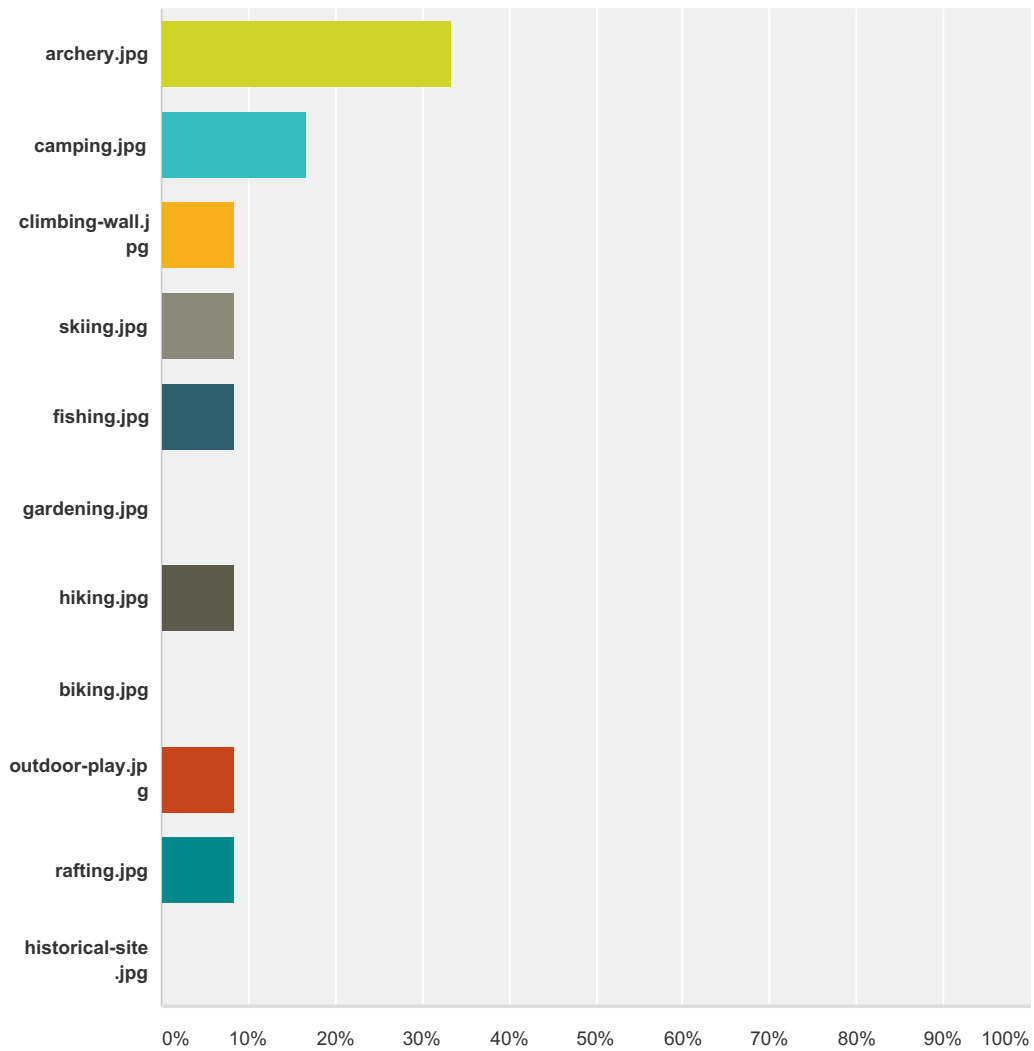
| Answer Choices  | Responses |
|---|-----------|
|  | 41.67% 5  |
|  | 0.00% 0   |
|  | 8.33% 1   |
|  | 8.33% 1   |





## Nature Connection Survey

|   |        |           |
|---|--------|-----------|
|  | 8.33%  | 1         |
|  | 0.00%  | 0         |
|  | 0.00%  | 0         |
|  | 8.33%  | 1         |
|  | 8.33%  | 1         |
|  | 16.67% | 2         |
|  | 0.00%  | 0         |
| <b>Total</b>  |        | <b>12</b> |








### Q39 Which new activity would you like to try with your family?

Answered: 12 Skipped: 2



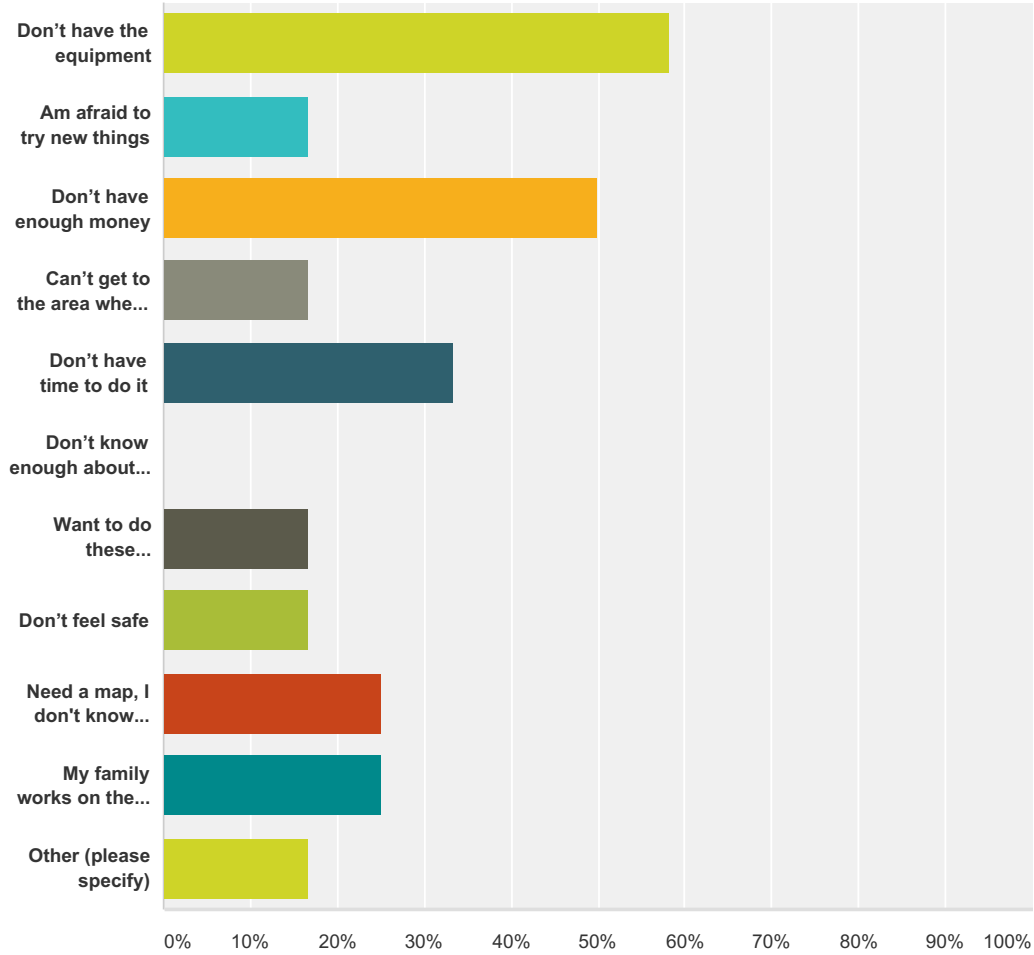
| Answer Choices  | Responses |
|---|-----------|
|  | 33.33% 4  |
|  | 16.67% 2  |
|  | 8.33% 1   |
|  | 8.33% 1   |

## Nature Connection Survey

|   |       |           |
|---|-------|-----------|
|  | 8.33% | 1         |
|  | 0.00% | 0         |
|  | 8.33% | 1         |
|  | 0.00% | 0         |
|  | 8.33% | 1         |
|  | 8.33% | 1         |
|  | 0.00% | 0         |
| <b>Total</b>  |       | <b>12</b> |

**Q40 What obstacles keep you (and your family) from trying new activities outdoors?  
Please choose your top 3:**

Answered: 12 Skipped: 2



| Answer Choices  | Responses |
|---|-----------|
| Don't have the equipment  | 58.33% 7  |
| Am afraid to try new things   | 16.67% 2  |
| Don't have enough money   | 50.00% 6  |
| Can't get to the area where I can do the activity (transportation is a problem) | 16.67% 2  |
| Don't have time to do it  | 33.33% 4  |
| Don't know enough about the activity  | 0.00% 0   |
| Want to do these activities with my friends, not by myself                      | 16.67% 2  |
| Don't feel safe   | 16.67% 2  |
| Need a map, I don't know where to go  | 25.00% 3  |
| My family works on the weekends   | 25.00% 3  |



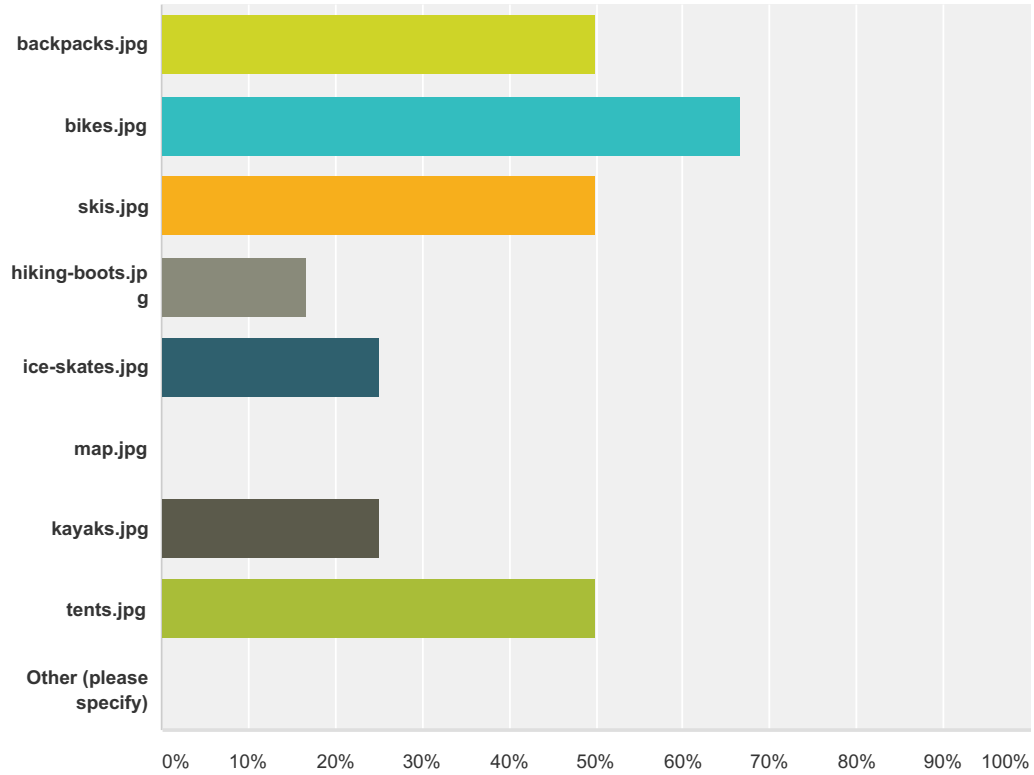
# Nature Connection Survey







|                              |        |   |
|------------------------------|--------|---|
| Other (please specify)       | 16.67% | 2 |
| <b>Total Respondents: 12</b> |        |   |

| # | Other (please specify) | Date               |
|---|------------------------|--------------------|
| 1 | in emo                 | 4/28/2016 12:22 PM |
| 2 | walking                | 4/22/2016 8:54 AM  |

**Q41 If this equipment were available to my family and friends, I would get outside more often... (please choose your top 3):**

Answered: 12 Skipped: 2



| Answer Choices  | Responses |
|---|-----------|
|  | 50.00% 6  |
|  | 66.67% 8  |
|  | 50.00% 6  |
|  | 16.67% 2  |
|  | 25.00% 3  |
|  | 0.00% 0   |

## Nature Connection Survey

|   |               |   |
|---|---------------|---|
|  | <b>25.00%</b> | 3 |
|  | <b>50.00%</b> | 6 |
| Other (please specify)  | <b>0.00%</b>  | 0 |
| <b>Total Respondents: 12</b>  |               |   |

| # | Other (please specify)  | Date |
|---|-------------------------|------|
|   | There are no responses. |      |

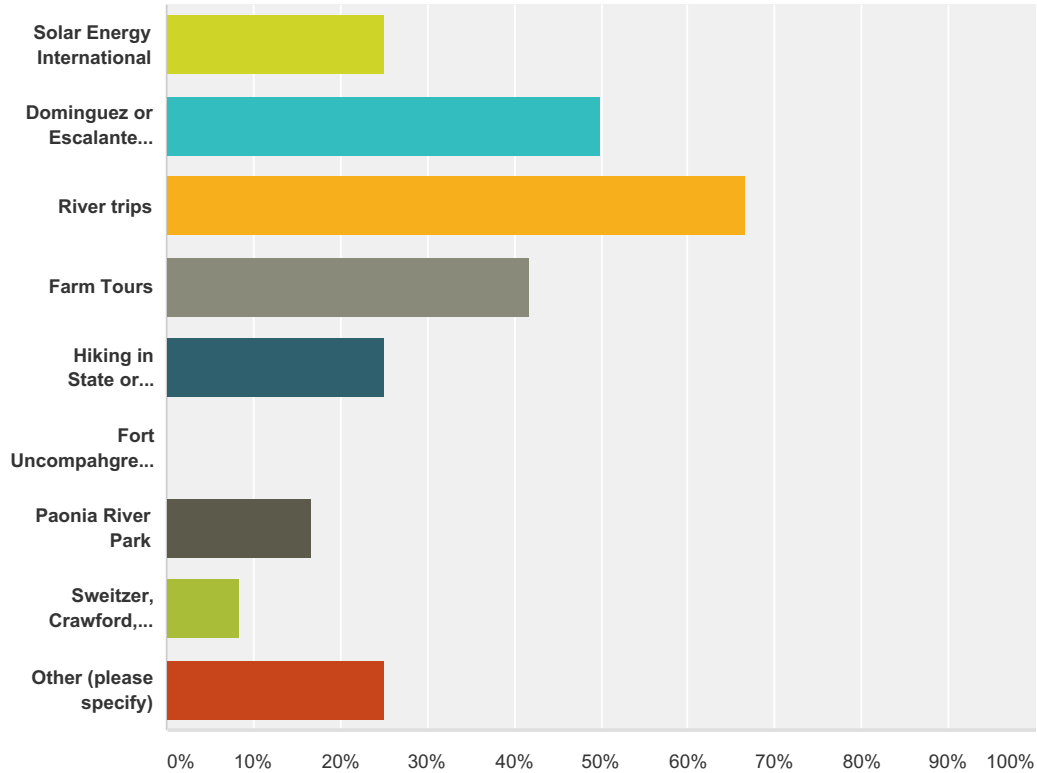
**Q42 Is there any other equipment not mentioned above that you would like access to?**

Answered: 2 Skipped: 12

| # | Responses  | Date              |
|---|------------|-------------------|
| 1 | fishing    | 4/22/2016 8:54 AM |
| 2 | snow bords | 3/31/2016 8:47 AM |

**Q43 What school field trips would you like to participate in more often? (Please choose your top 3):**

Answered: 12 Skipped: 2



| Answer Choices  | Responses |
|---|-----------|
| Solar Energy International  | 25.00% 3  |
| Dominguez or Escalante Canyon   | 50.00% 6  |
| River trips   | 66.67% 8  |
| Farm Tours  | 41.67% 5  |
| Hiking in State or National Public Lands (like Gunnison Gorge, Grand Mesa, Uncompahgre Plateau, or the West Elks) | 25.00% 3  |
| Fort Uncompahgre Living History Museum  | 0.00% 0   |
| Paonia River Park   | 16.67% 2  |
| Sweitzer, Crawford, Confluence, or other lake   | 8.33% 1   |
| Other (please specify)  | 25.00% 3  |
| <b>Total Respondents: 12</b>  |           |

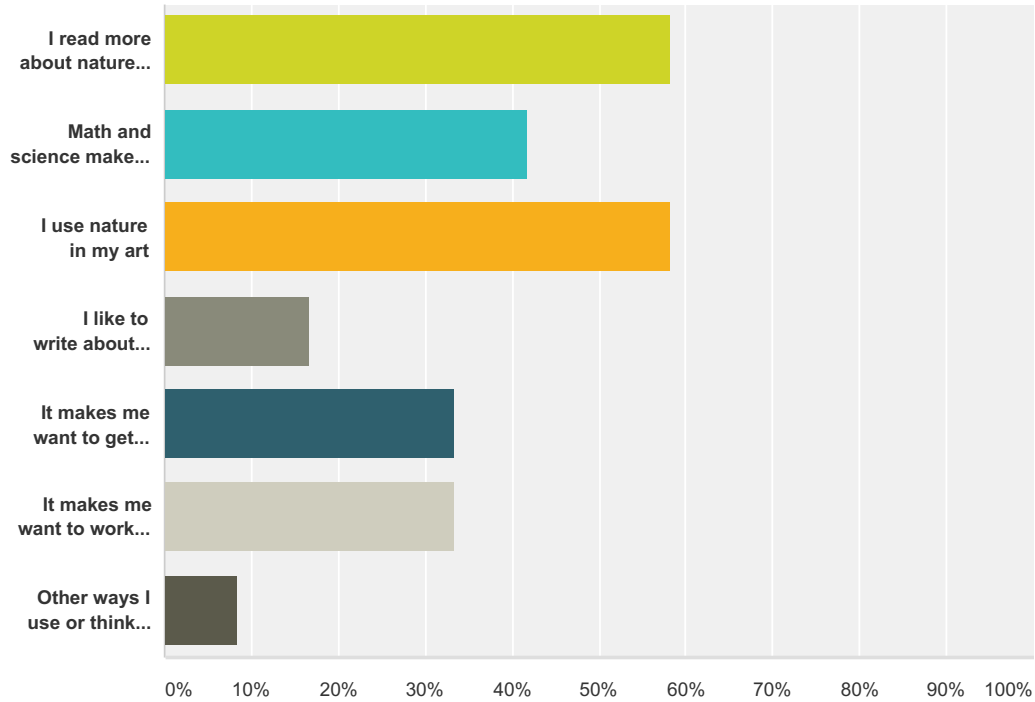
| # | Other (please specify) | Date              |
|---|------------------------|-------------------|
| 1 | Florida                | 4/27/2016 9:15 AM |
| 2 | aspen art museum       | 4/22/2016 3:05 PM |

# Nature Connection Survey

|   |                             |                    |
|---|-----------------------------|--------------------|
| 3 | sience and electrical stuff | 3/14/2016 10:50 AM |
|---|-----------------------------|--------------------|

### Q44 How have your school field trips connected to your life? (Please choose your top 3):

Answered: 12 Skipped: 2



| Answer Choices  | Responses |
|---|-----------|
| I read more about nature at home or school                          | 58.33% 7  |
| Math and science make more sense when I see how to use them         | 41.67% 5  |
| I use nature in my art  | 58.33% 7  |
| I like to write about what I see, hear and experience outdoors      | 16.67% 2  |
| It makes me want to get outdoors more                               | 33.33% 4  |
| It makes me want to work in an outdoor related field when I grow up | 33.33% 4  |
| Other ways I use or think about my school field trips:              | 8.33% 1   |
| <b>Total Respondents: 12</b>  |           |

| # | Other ways I use or think about my school field trips: | Date               |
|---|--|--------------------|
| 1 | im so sad  | 4/28/2016 12:23 PM |

**Q45 Thank you for taking the survey. If you have any other comments you would like to share please provide them here:**

Answered: 2 Skipped: 12

| # | Responses                                     | Date               |
|---|---|--------------------|
| 1 | this quiz is so boring                        | 4/28/2016 12:23 PM |
| 2 | the survey make her want to go out side more. | 4/25/2016 1:16 PM  |