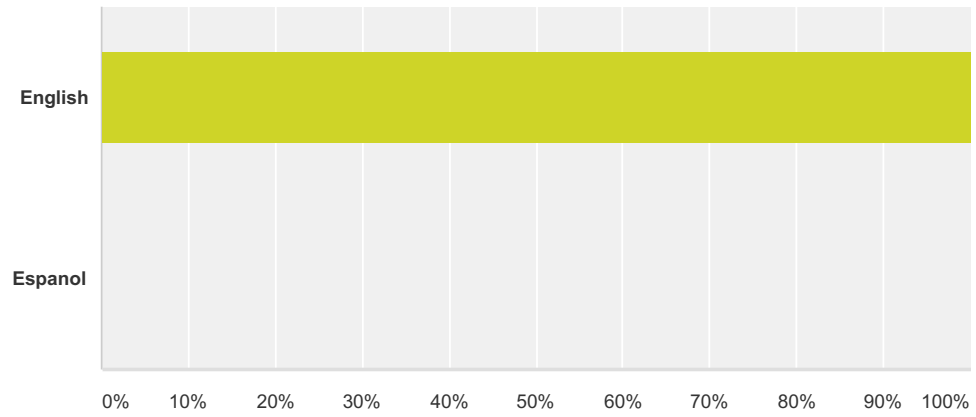


Q1 Choose your survey language:

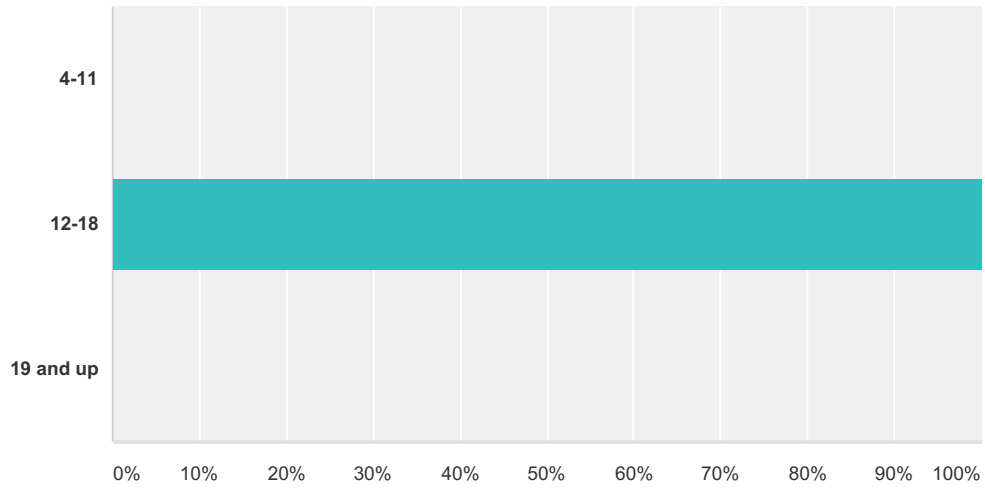
Answered: 13 Skipped: 0



Answer Choices	Responses
English	100.00% 13
Espanol	0.00% 0
Total	13

Q2 Please choose your age range:

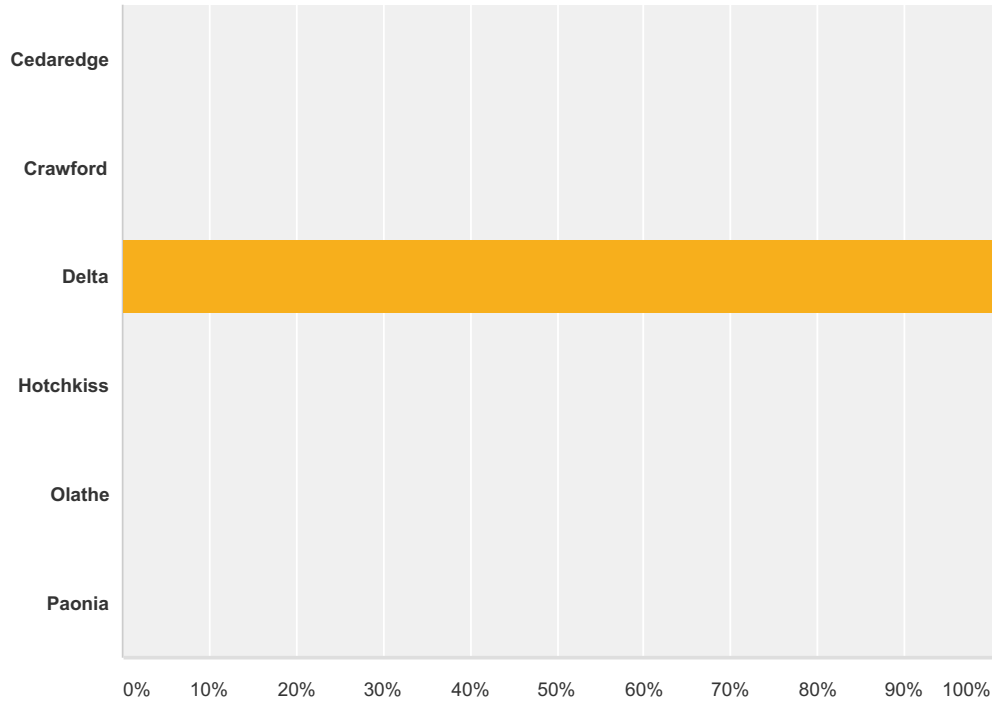
Answered: 13 Skipped: 0



Answer Choices	Responses
4-11	0.00% 0
12-18	100.00% 13
19 and up	0.00% 0
Total	13

Q31 Which town do you live closest to?

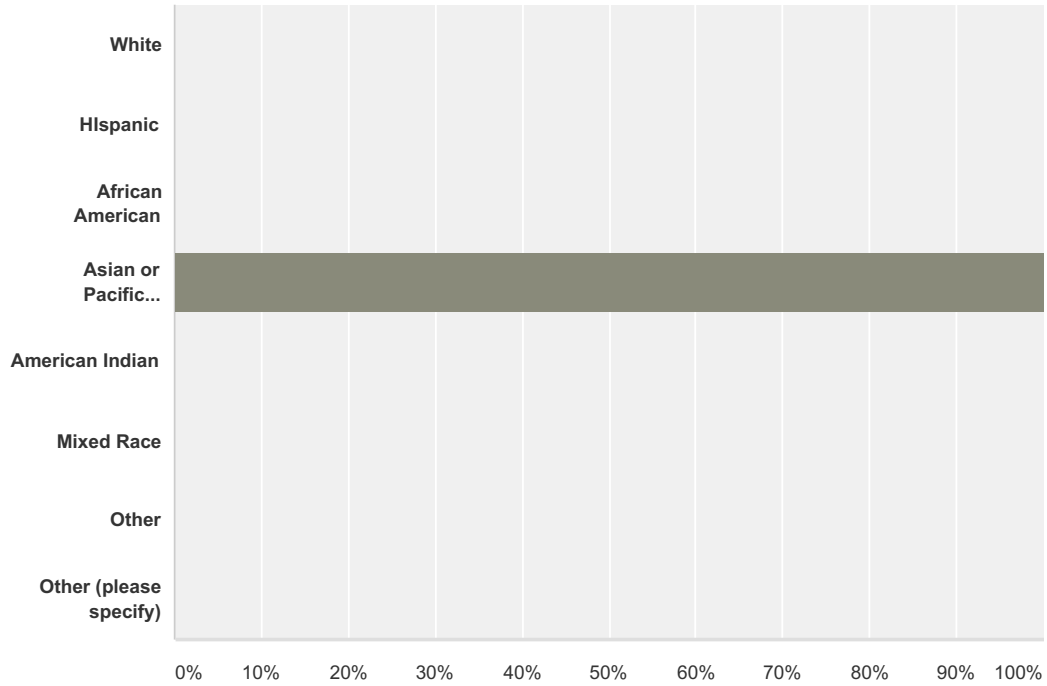
Answered: 13 Skipped: 0



Answer Choices	Responses
Cedaredge	0.00% 0
Crawford	0.00% 0
Delta	100.00% 13
Hotchkiss	0.00% 0
Olathe	0.00% 0
Paonia	0.00% 0
Total	13

Q32 What is your ethnicity?

Answered: 13 Skipped: 0

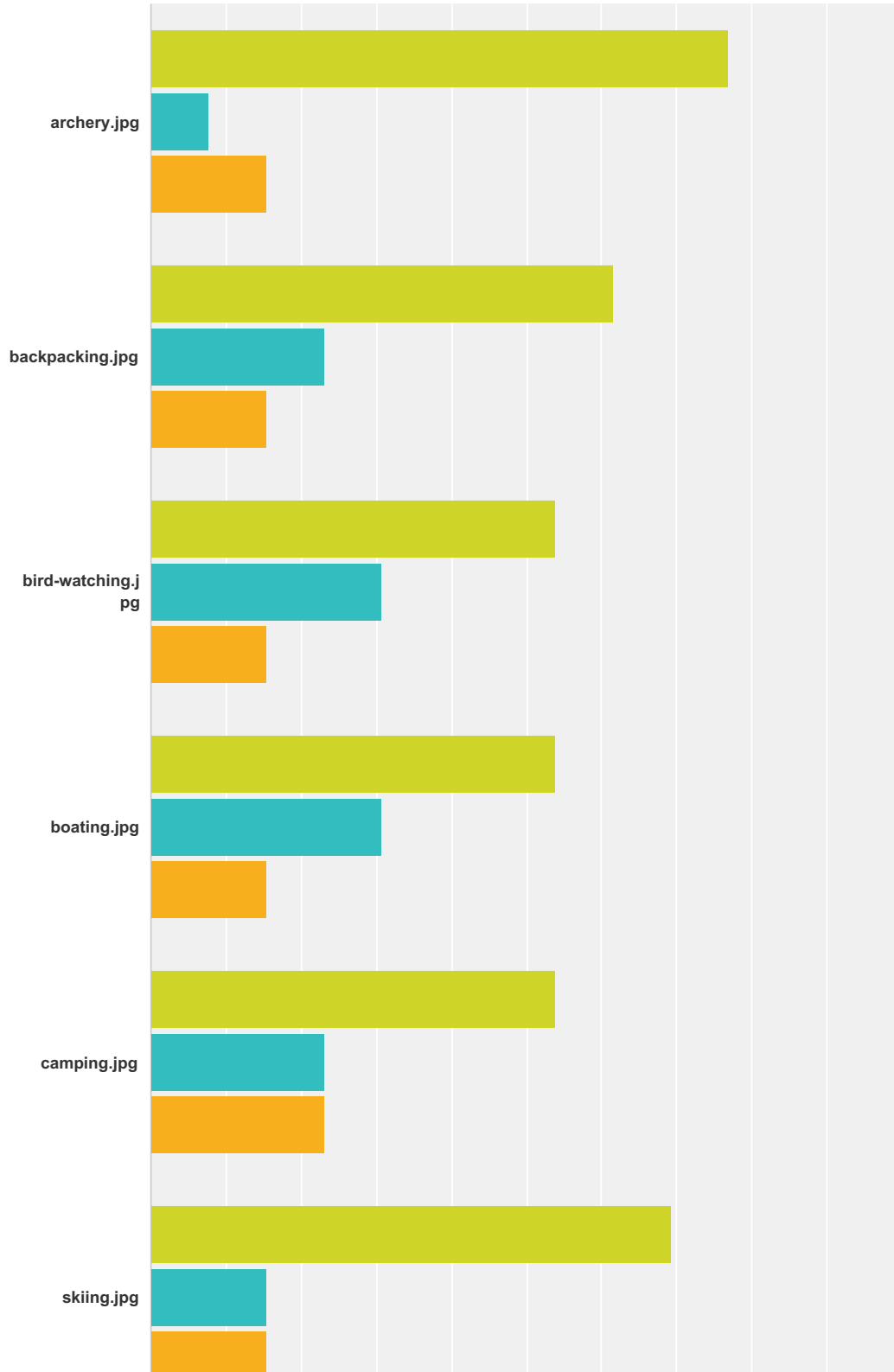


Answer Choices	Responses
White	0.00% 0
Hispanic	0.00% 0
African American	0.00% 0
Asian or Pacific Islander	100.00% 13
American Indian	0.00% 0
Mixed Race	0.00% 0
Other	0.00% 0
Other (please specify)	0.00% 0
Total	13

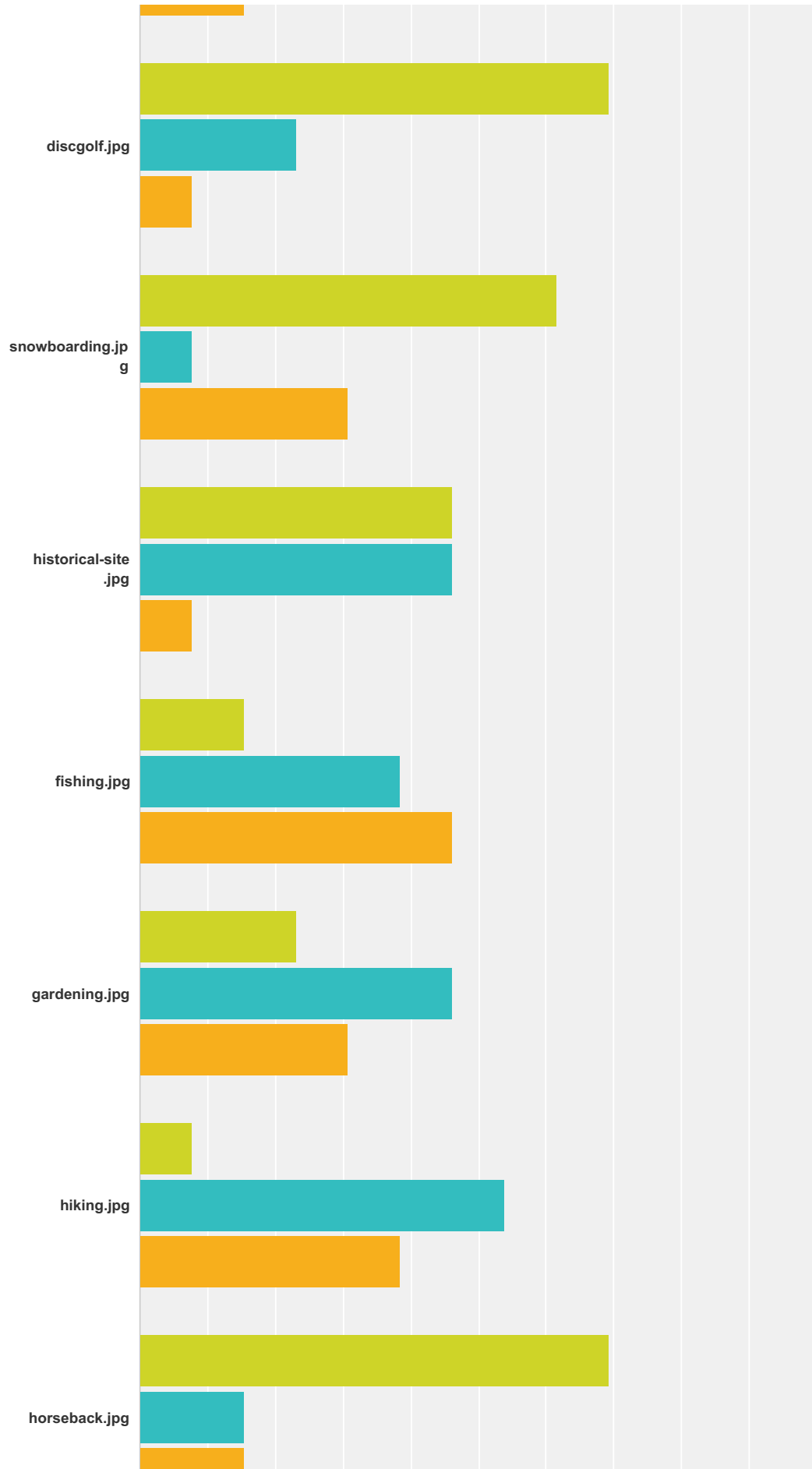
#	Other (please specify)	Date
	There are no responses.	

Q33 Below is a list of activities available to kids and families in Western Colorado. Please indicate your level of participation in that activity:

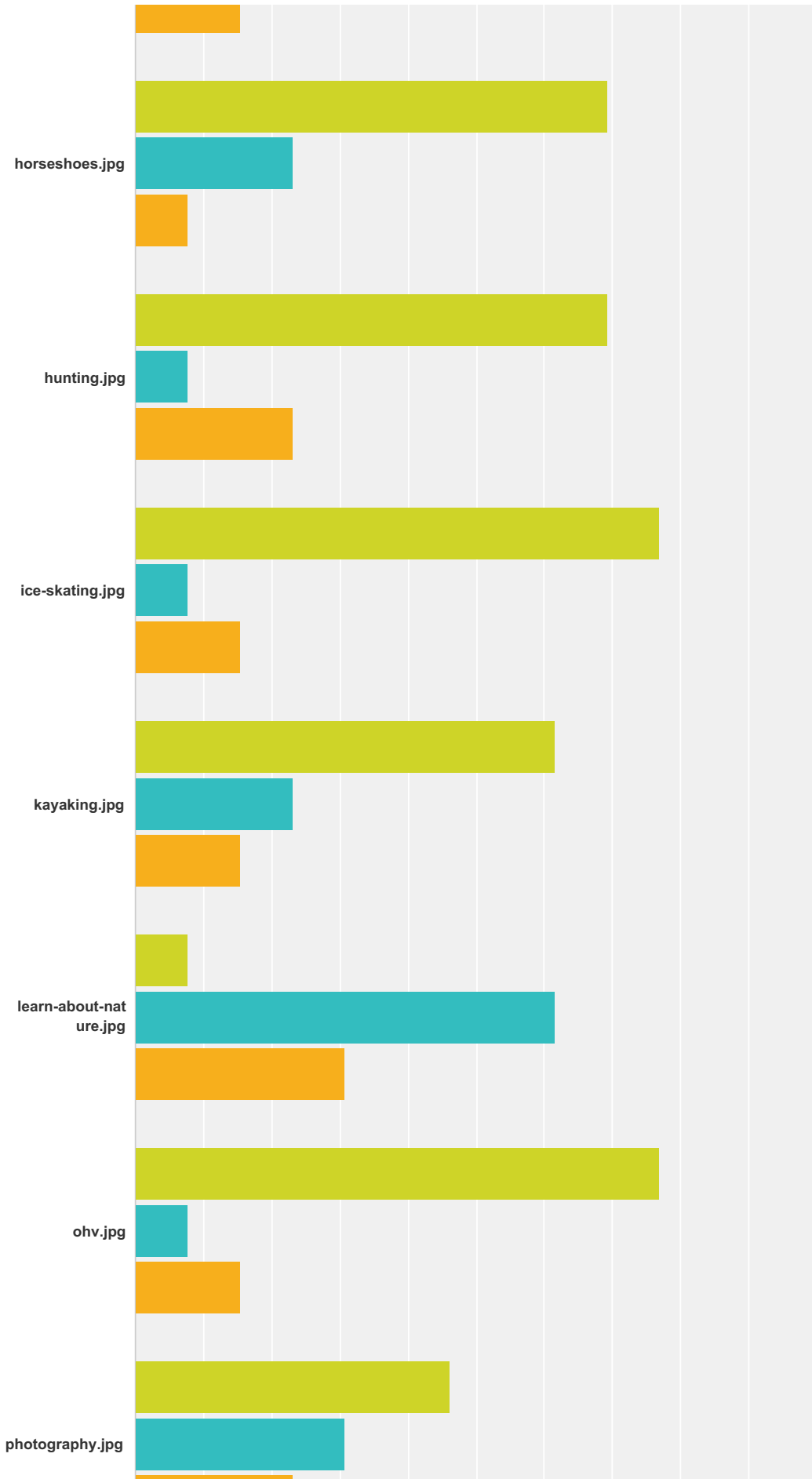
Answered: 13 Skipped: 0



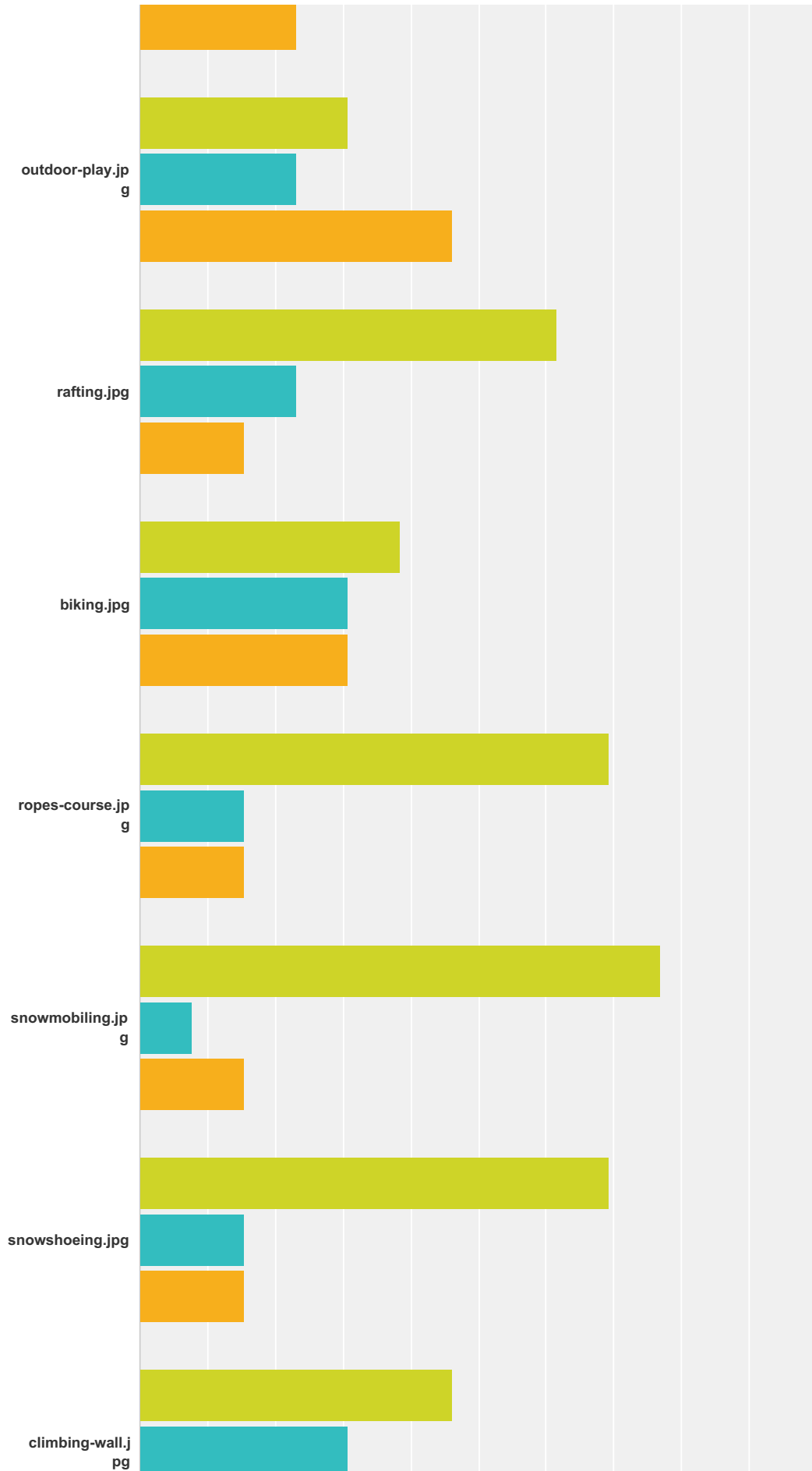
Nature Connection Survey



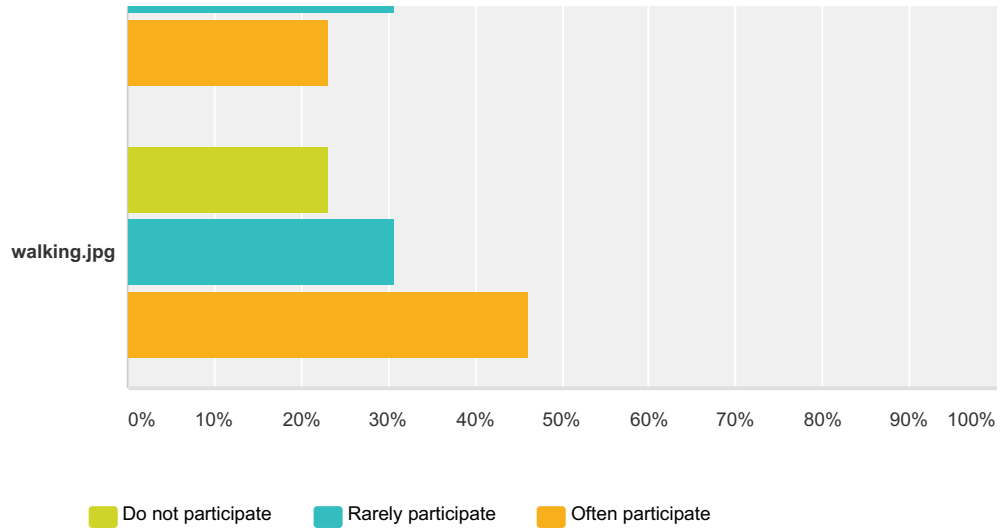
Nature Connection Survey











Nature Connection Survey















Nature Connection Survey










	Do not participate	Rarely participate	Often participate	Total
	76.92% 10	7.69% 1	15.38% 2	13
	61.54% 8	23.08% 3	15.38% 2	13
	53.85% 7	30.77% 4	15.38% 2	13
	53.85% 7	30.77% 4	15.38% 2	13
	53.85% 7	23.08% 3	23.08% 3	13
	69.23% 9	15.38% 2	15.38% 2	13
	69.23% 9	23.08% 3	7.69% 1	13
	61.54% 8	7.69% 1	30.77% 4	13

Nature Connection Survey

		46.15% 6	46.15% 6	7.69% 1	13
		15.38% 2	38.46% 5	46.15% 6	13
		23.08% 3	46.15% 6	30.77% 4	13
		7.69% 1	53.85% 7	38.46% 5	13
		69.23% 9	15.38% 2	15.38% 2	13
		69.23% 9	23.08% 3	7.69% 1	13
		69.23% 9	7.69% 1	23.08% 3	13
		76.92% 10	7.69% 1	15.38% 2	13
		61.54% 8	23.08% 3	15.38% 2	13
		7.69% 1	61.54% 8	30.77% 4	13
		76.92% 10	7.69% 1	15.38% 2	13
		46.15% 6	30.77% 4	23.08% 3	13

Nature Connection Survey

	30.77% 4	23.08% 3	46.15% 6	13
	61.54% 8	23.08% 3	15.38% 2	13
	38.46% 5	30.77% 4	30.77% 4	13
	69.23% 9	15.38% 2	15.38% 2	13
	76.92% 10	7.69% 1	15.38% 2	13
	69.23% 9	15.38% 2	15.38% 2	13
	46.15% 6	30.77% 4	23.08% 3	13
	23.08% 3	30.77% 4	46.15% 6	13

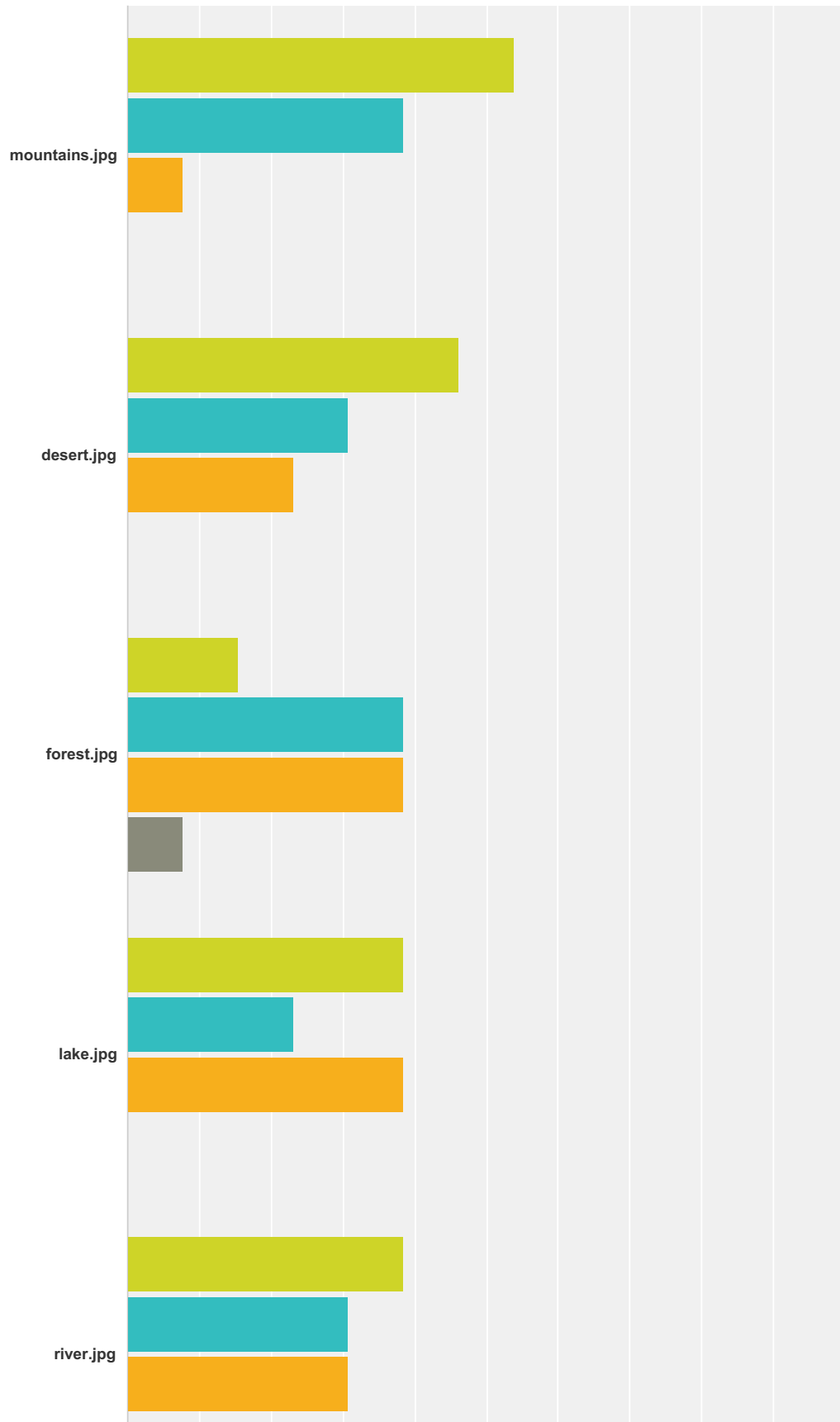
Q34 Are there any outdoor activities not listed above that you presently participate in?

Answered: 3 Skipped: 10

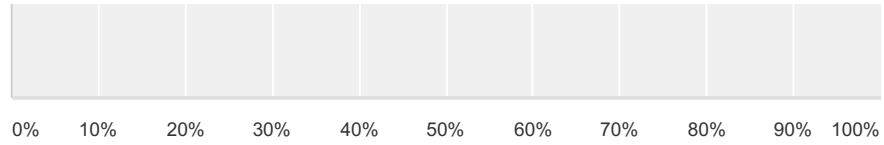
#	Responses	Date
1	Sports	4/27/2016 10:33 AM
2	paint ball and training	2/22/2016 2:05 PM
3	no	2/8/2016 9:22 AM

Q35 How often have you done an activity in:






Answered: 13 Skipped: 0



Nature Connection Survey

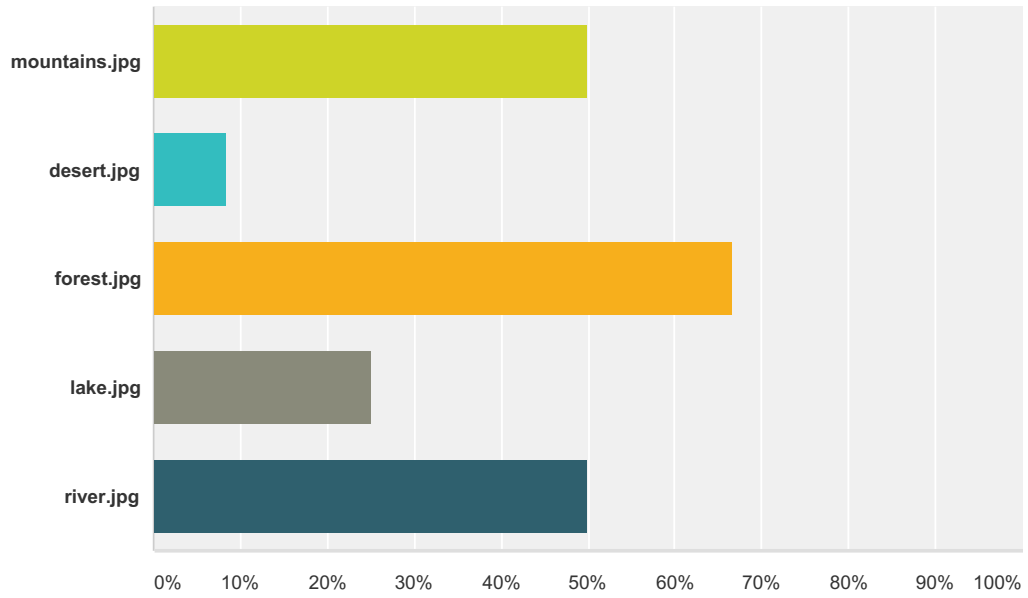







■ Never
 ■ Rarely
 ■ Often
 ■ Only on a school trip

	Never	Rarely	Often	Only on a school trip	Total
	53.85% 7	38.46% 5	7.69% 1	0.00% 0	13
	46.15% 6	30.77% 4	23.08% 3	0.00% 0	13
	15.38% 2	38.46% 5	38.46% 5	7.69% 1	13
	38.46% 5	23.08% 3	38.46% 5	0.00% 0	13
	38.46% 5	30.77% 4	30.77% 4	0.00% 0	13

**Q36 I would like to do more activities in...?
(please select your top 2 choices)**

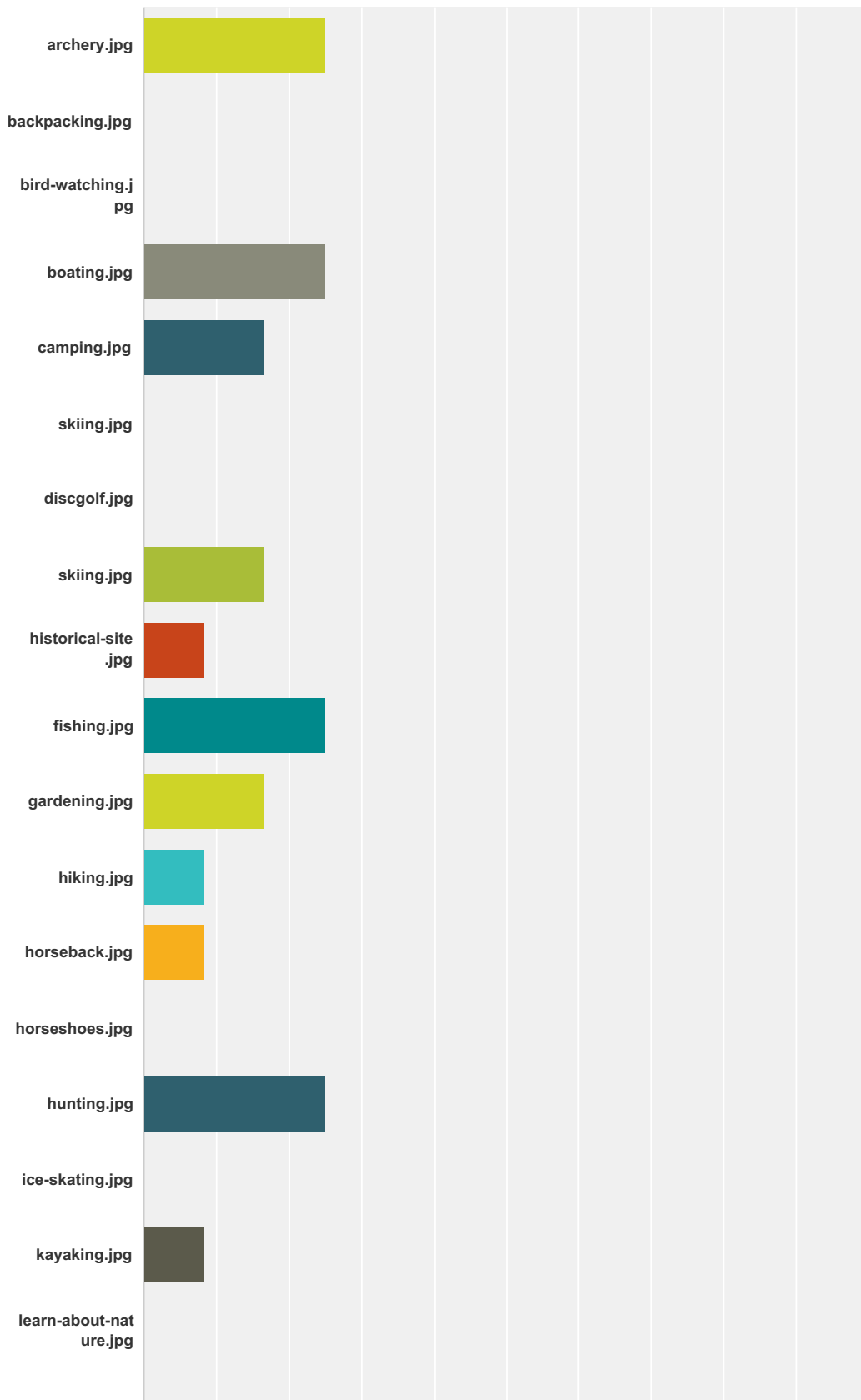
Answered: 12 Skipped: 1



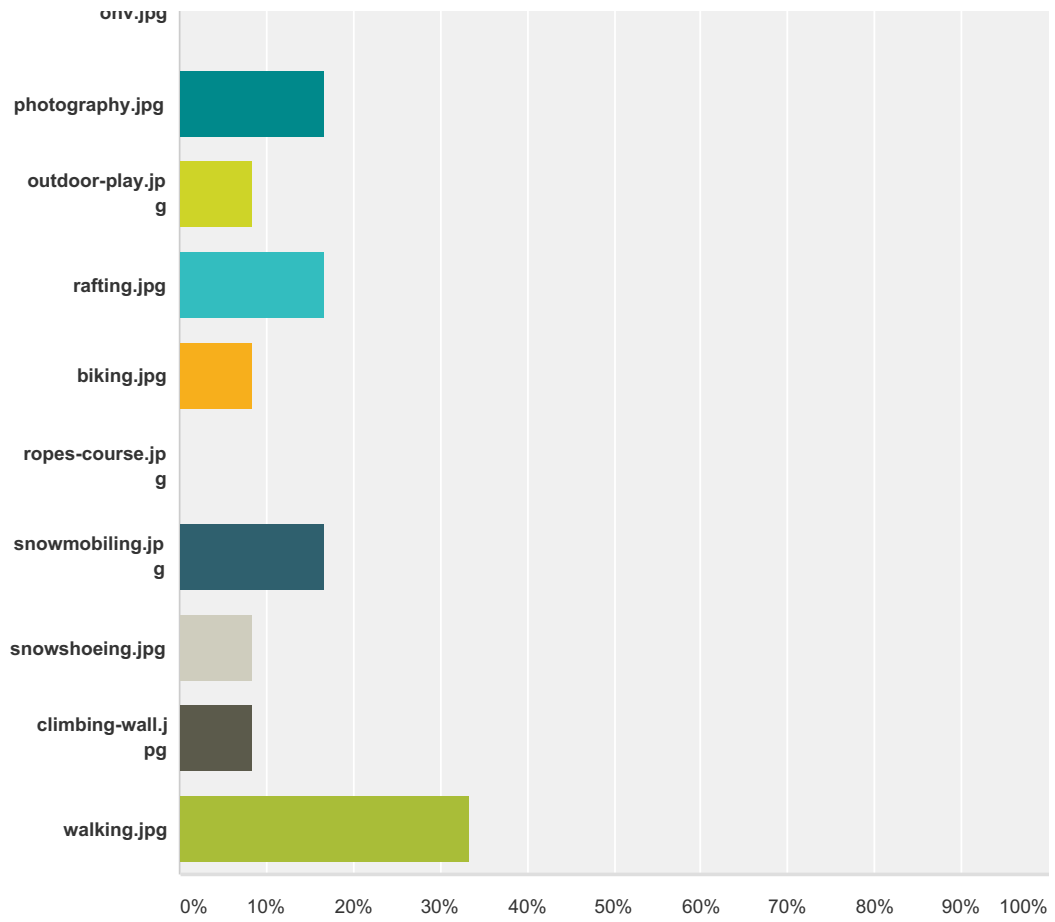
Answer Choices	Responses
	50.00% 6
	8.33% 1
	66.67% 8
	25.00% 3
	50.00% 6
Total Respondents: 12	








Q37 Please choose your 3 most favorite activities from among the following:

Answered: 12 Skipped: 1




















Nature Connection Survey



Answer Choices	Responses
	25.00% 3
	0.00% 0
	0.00% 0
	25.00% 3
	16.67% 2
	0.00% 0
	0.00% 0

Nature Connection Survey

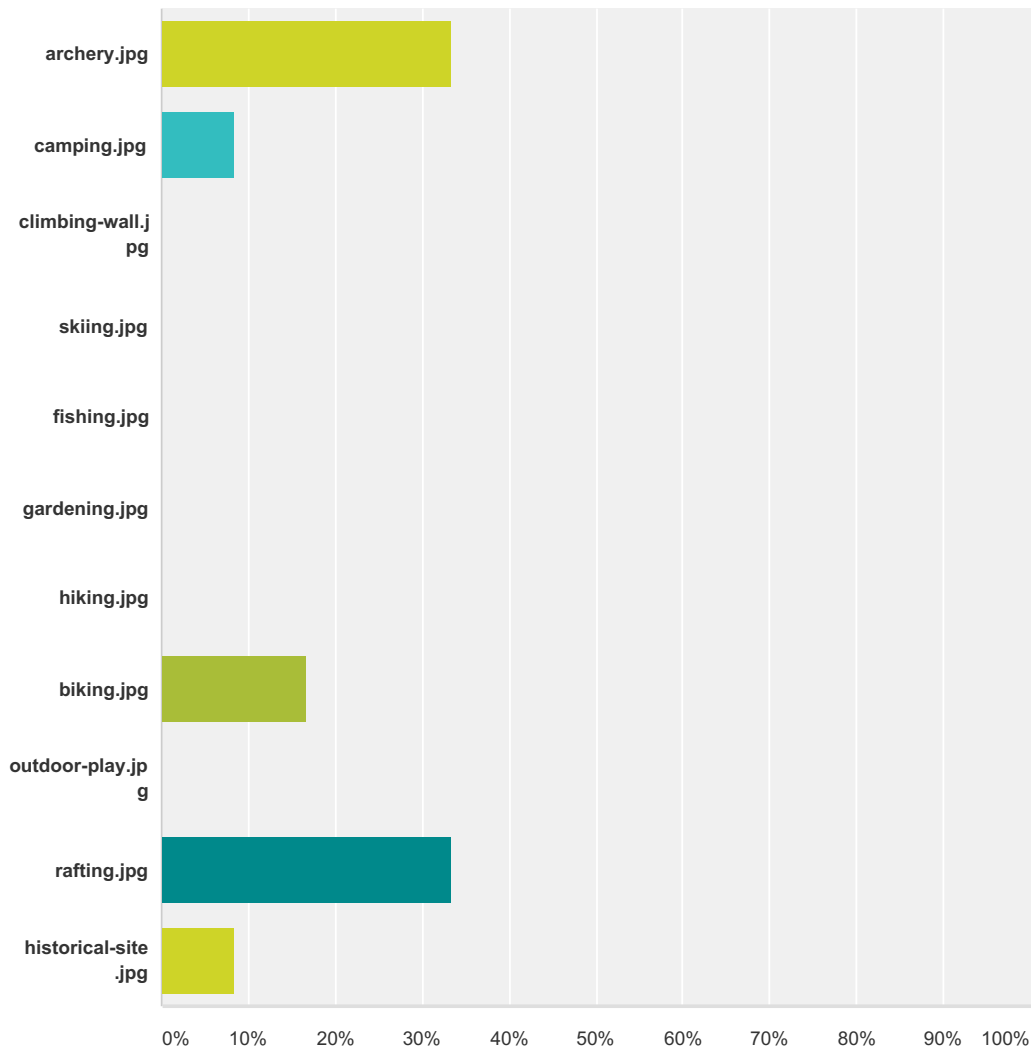
	16.67%	2
	8.33%	1
	25.00%	3
	16.67%	2
	8.33%	1
	8.33%	1
	0.00%	0
	25.00%	3
	0.00%	0
	8.33%	1
	0.00%	0
	0.00%	0
	16.67%	2
	8.33%	1
	16.67%	2
	8.33%	1
	0.00%	0





Nature Connection Survey

	16.67%	2
	8.33%	1
	8.33%	1
	33.33%	4
Total Respondents: 12		








Q38 Which new activity would you personally most like to try?

Answered: 12 Skipped: 1



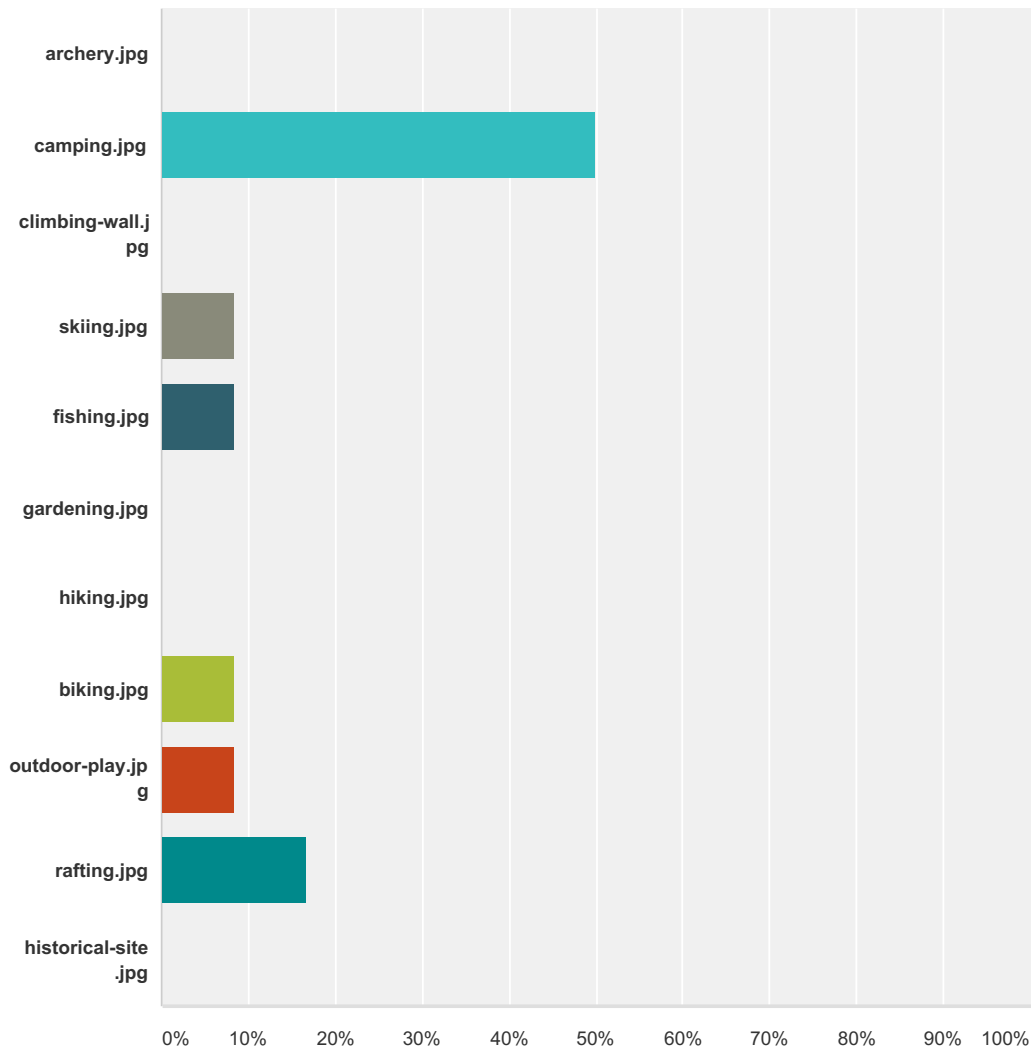
Answer Choices	Responses
	33.33% 4
	8.33% 1
	0.00% 0
	0.00% 0





Nature Connection Survey

	0.00%	0
	0.00%	0
	0.00%	0
	16.67%	2
	0.00%	0
	33.33%	4
	8.33%	1
Total		12








Q39 Which new activity would you like to try with your family?

Answered: 12 Skipped: 1



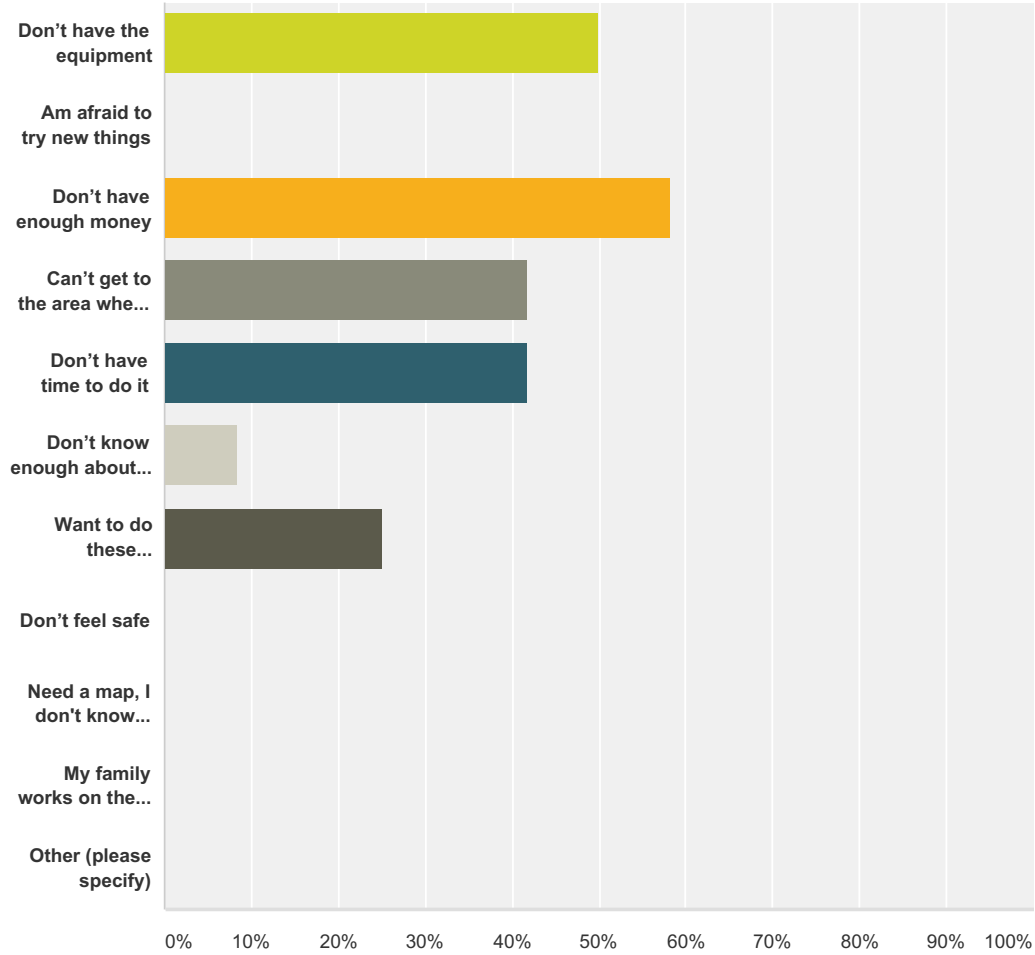
Answer Choices	Responses
	0.00% 0
	50.00% 6
	0.00% 0
	8.33% 1

Nature Connection Survey

	8.33%	1
	0.00%	0
	0.00%	0
	8.33%	1
	8.33%	1
	16.67%	2
	0.00%	0
Total		12

**Q40 What obstacles keep you (and your family) from trying new activities outdoors?
Please choose your top 3:**

Answered: 12 Skipped: 1



Answer Choices	Responses	Count
Don't have the equipment	50.00%	6
Am afraid to try new things	0.00%	0
Don't have enough money	58.33%	7
Can't get to the area where I can do the activity (transportation is a problem)	41.67%	5
Don't have time to do it	41.67%	5
Don't know enough about the activity	8.33%	1
Want to do these activities with my friends, not by myself	25.00%	3
Don't feel safe	0.00%	0
Need a map, I don't know where to go	0.00%	0
My family works on the weekends	0.00%	0

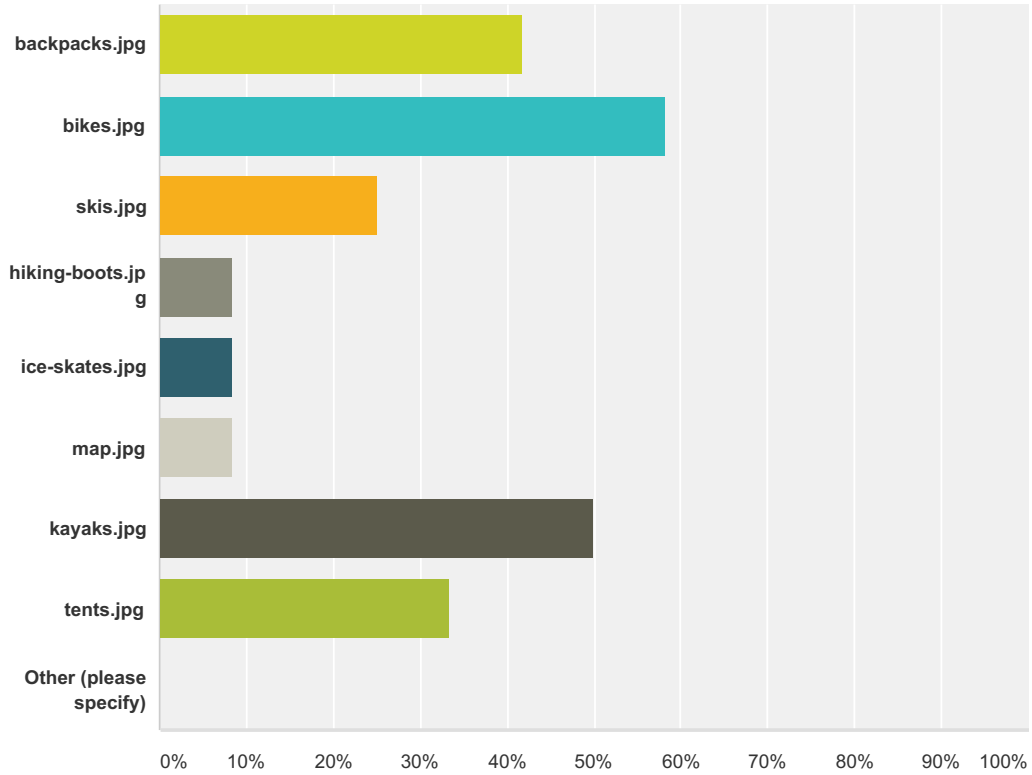
Nature Connection Survey







Other (please specify)	0.00%	0
Total Respondents: 12		

#	Other (please specify)	Date
	There are no responses.	

Q41 If this equipment were available to my family and friends, I would get outside more often... (please choose your top 3):

Answered: 12 Skipped: 1



Answer Choices	Responses
	41.67% 5
	58.33% 7
	25.00% 3
	8.33% 1
	8.33% 1
	8.33% 1

Nature Connection Survey

	50.00%	6
	33.33%	4
Other (please specify)	0.00%	0
Total Respondents: 12		

#	Other (please specify)	Date
	There are no responses.	

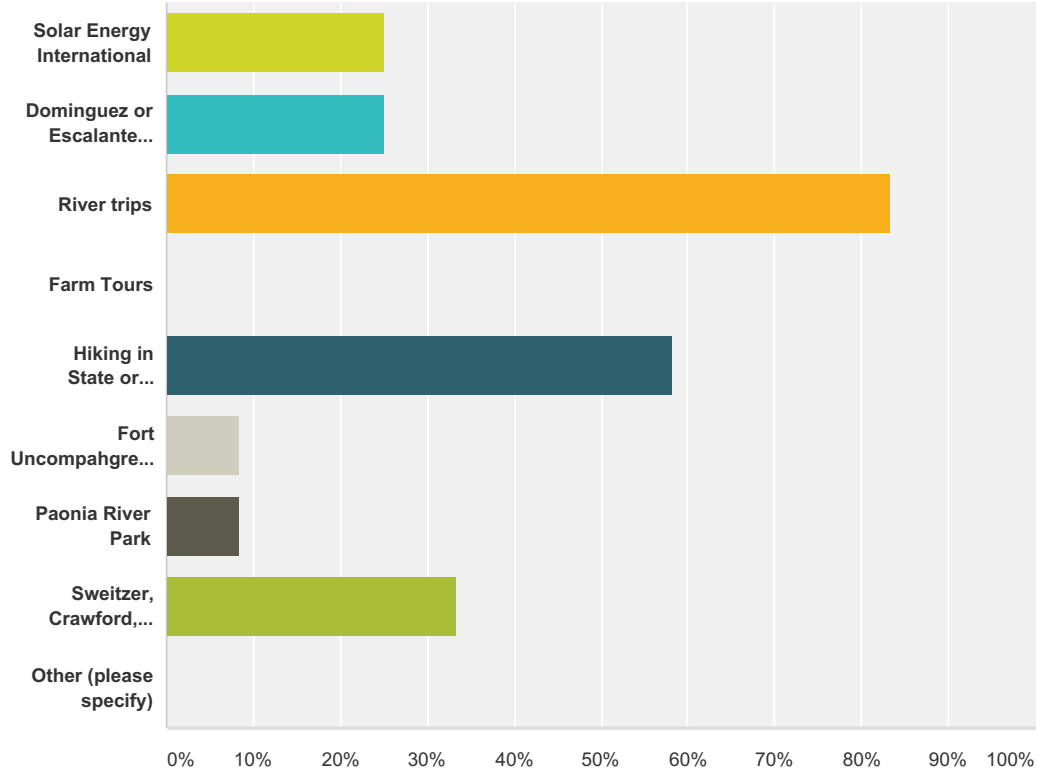
Q42 Is there any other equipment not mentioned above that you would like access to?

Answered: 1 Skipped: 12

#	Responses	Date
1	hunting equipment	2/22/2016 2:10 PM

Q43 What school field trips would you like to participate in more often? (Please choose your top 3):

Answered: 12 Skipped: 1

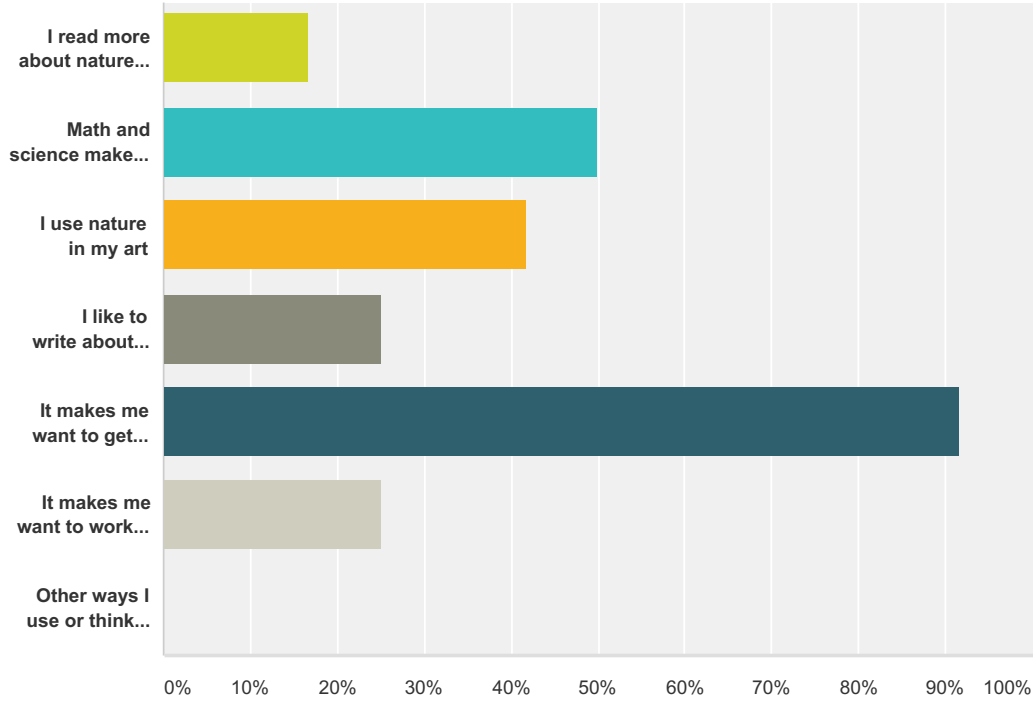


Answer Choices	Responses
Solar Energy International	25.00% 3
Dominguez or Escalante Canyon	25.00% 3
River trips	83.33% 10
Farm Tours	0.00% 0
Hiking in State or National Public Lands (like Gunnison Gorge, Grand Mesa, Uncompahgre Plateau, or the West Elks)	58.33% 7
Fort Uncompahgre Living History Museum	8.33% 1
Paonia River Park	8.33% 1
Sweitzer, Crawford, Confluence, or other lake	33.33% 4
Other (please specify)	0.00% 0
Total Respondents: 12	

#	Other (please specify)	Date
	There are no responses.	

Q44 How have your school field trips connected to your life? (Please choose your top 3):

Answered: 12 Skipped: 1



Answer Choices	Responses
I read more about nature at home or school	16.67% 2
Math and science make more sense when I see how to use them	50.00% 6
I use nature in my art	41.67% 5
I like to write about what I see, hear and experience outdoors	25.00% 3
It makes me want to get outdoors more	91.67% 11
It makes me want to work in an outdoor related field when I grow up	25.00% 3
Other ways I use or think about my school field trips:	0.00% 0
Total Respondents: 12	

#	Other ways I use or think about my school field trips:	Date
	There are no responses.	

Q45 Thank you for taking the survey. If you have any other comments you would like to share please provide them here:

Answered: 1 Skipped: 12

#	Responses	Date
1	I dont know	4/27/2016 10:39 AM