

Q1 Choose your survey language:

Answered: 16 Skipped: 0



Answer Choices	Responses
English	100.00% 16
Espanol	0.00% 0
Total	16

Q2 Please choose your age range:

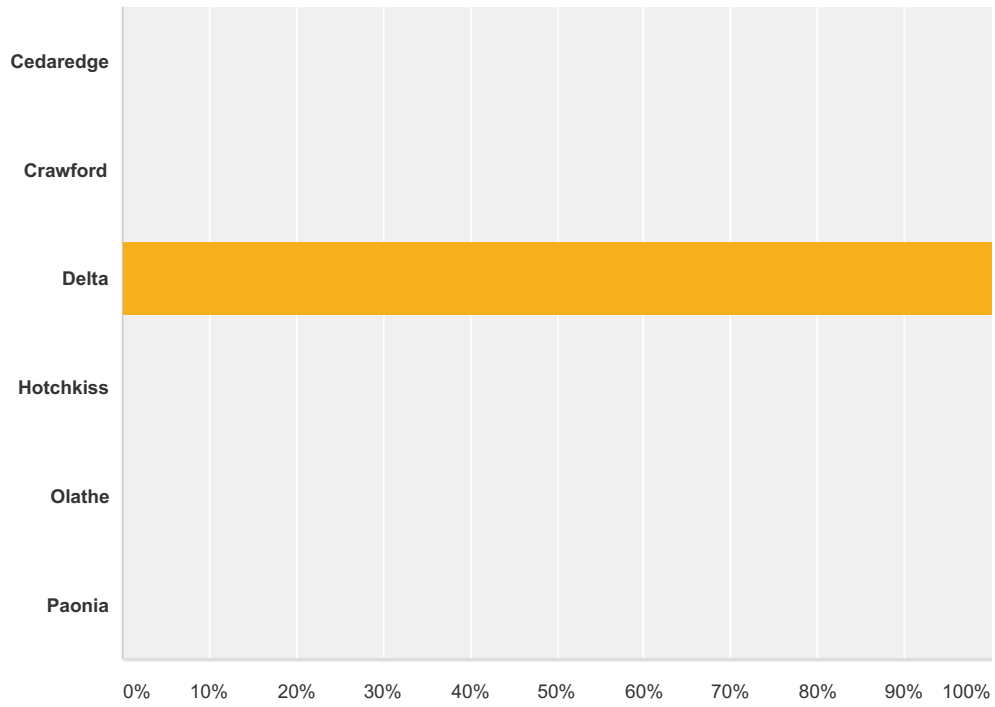
Answered: 16 Skipped: 0



Answer Choices	Responses
4-11	0.00% 0
12-18	100.00% 16
19 and up	0.00% 0
Total	16

Q31 Which town do you live closest to?

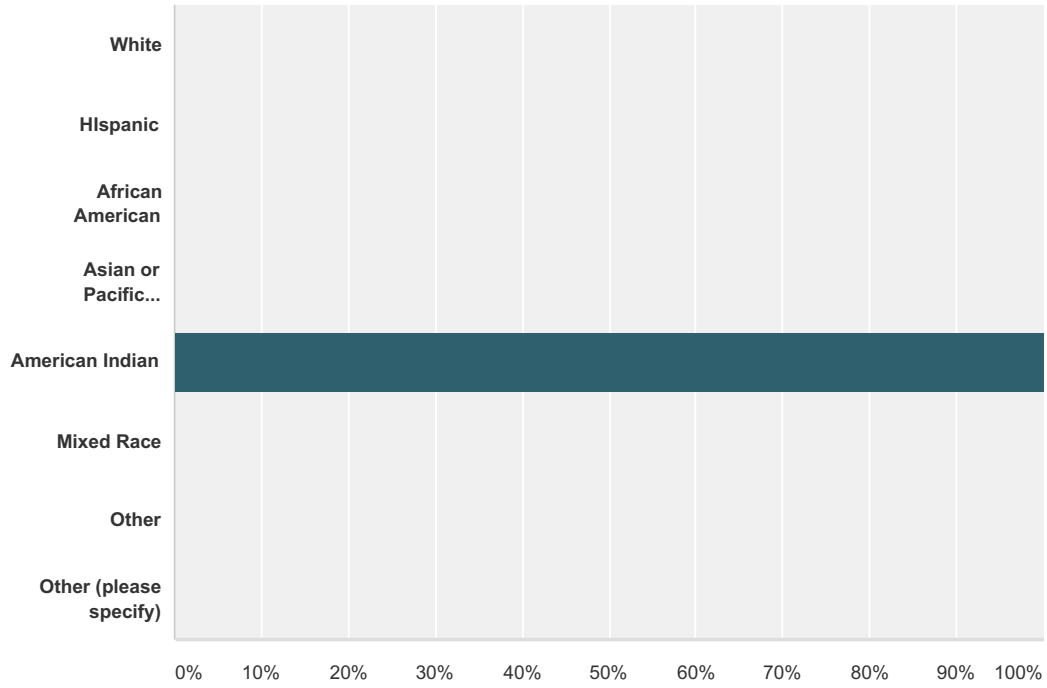
Answered: 16 Skipped: 0



Answer Choices	Responses	Count
Cedaredge	0.00%	0
Crawford	0.00%	0
Delta	100.00%	16
Hotchkiss	0.00%	0
Olathe	0.00%	0
Paonia	0.00%	0
Total		16

Q32 What is your ethnicity?

Answered: 16 Skipped: 0

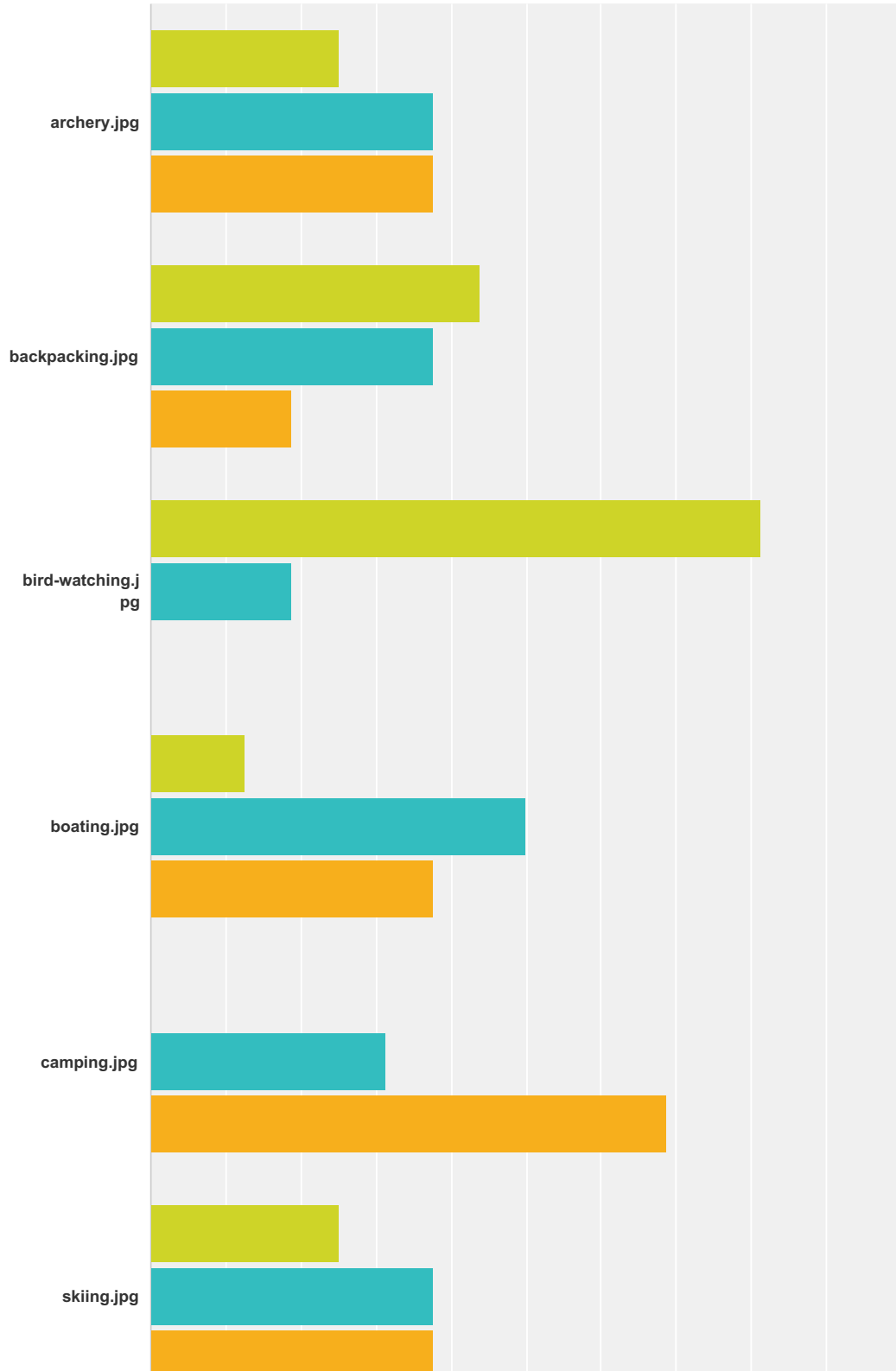


Answer Choices	Responses
White	0.00% 0
Hispanic	0.00% 0
African American	0.00% 0
Asian or Pacific Islander	0.00% 0
American Indian	100.00% 16
Mixed Race	0.00% 0
Other	0.00% 0
Other (please specify)	0.00% 0
Total	16

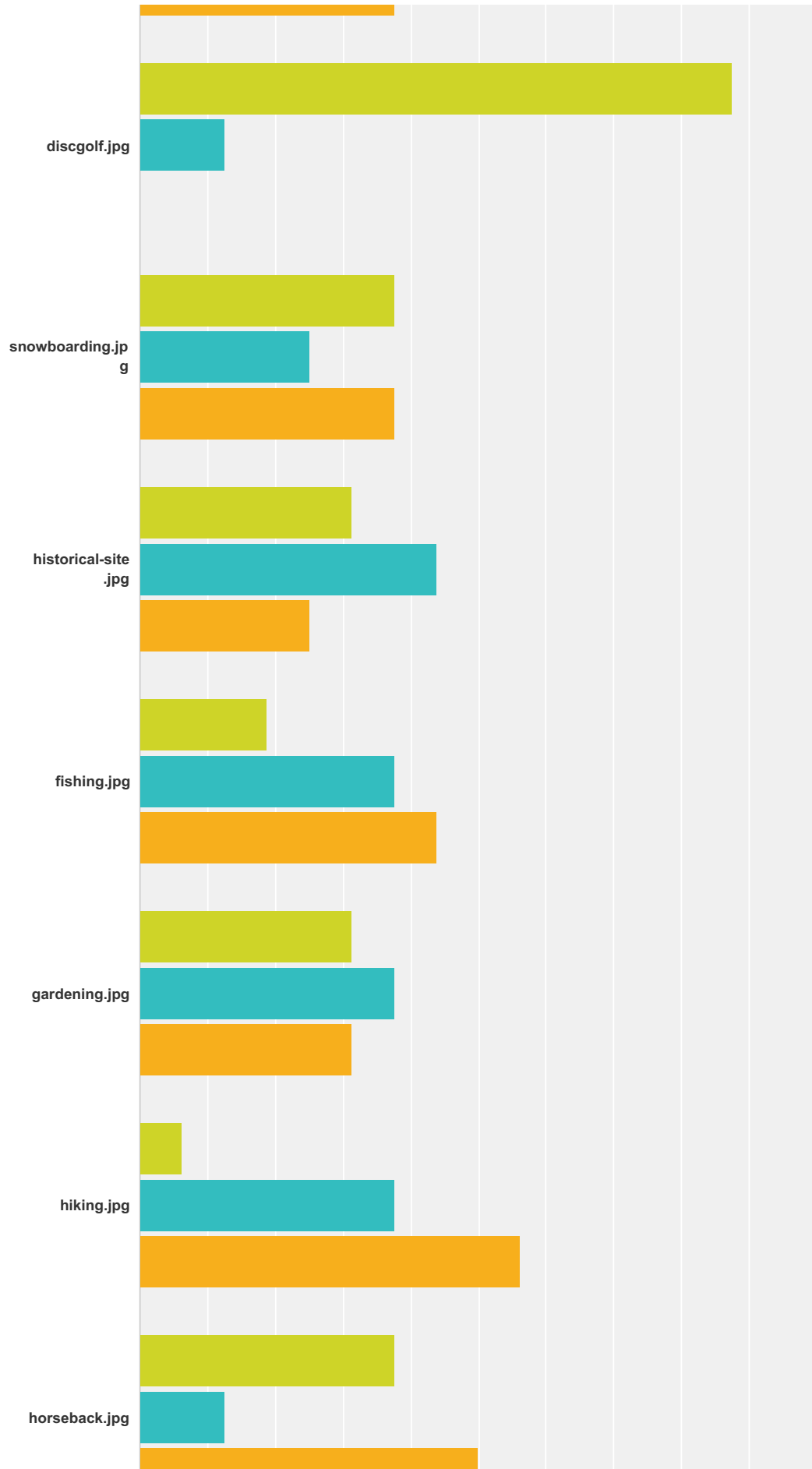
#	Other (please specify)	Date
	There are no responses.	

Q33 Below is a list of activities available to kids and families in Western Colorado. Please indicate your level of participation in that activity:

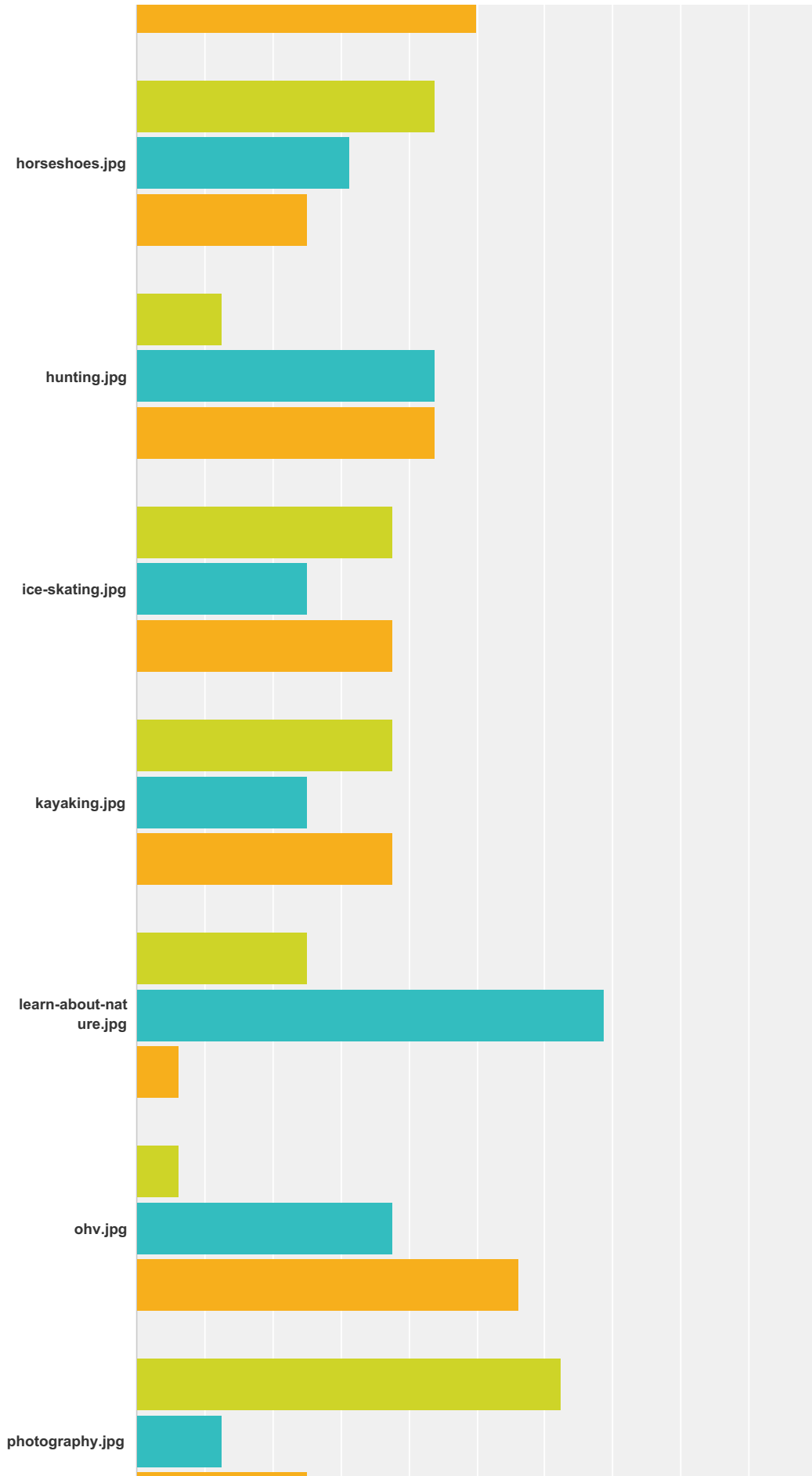
Answered: 16 Skipped: 0



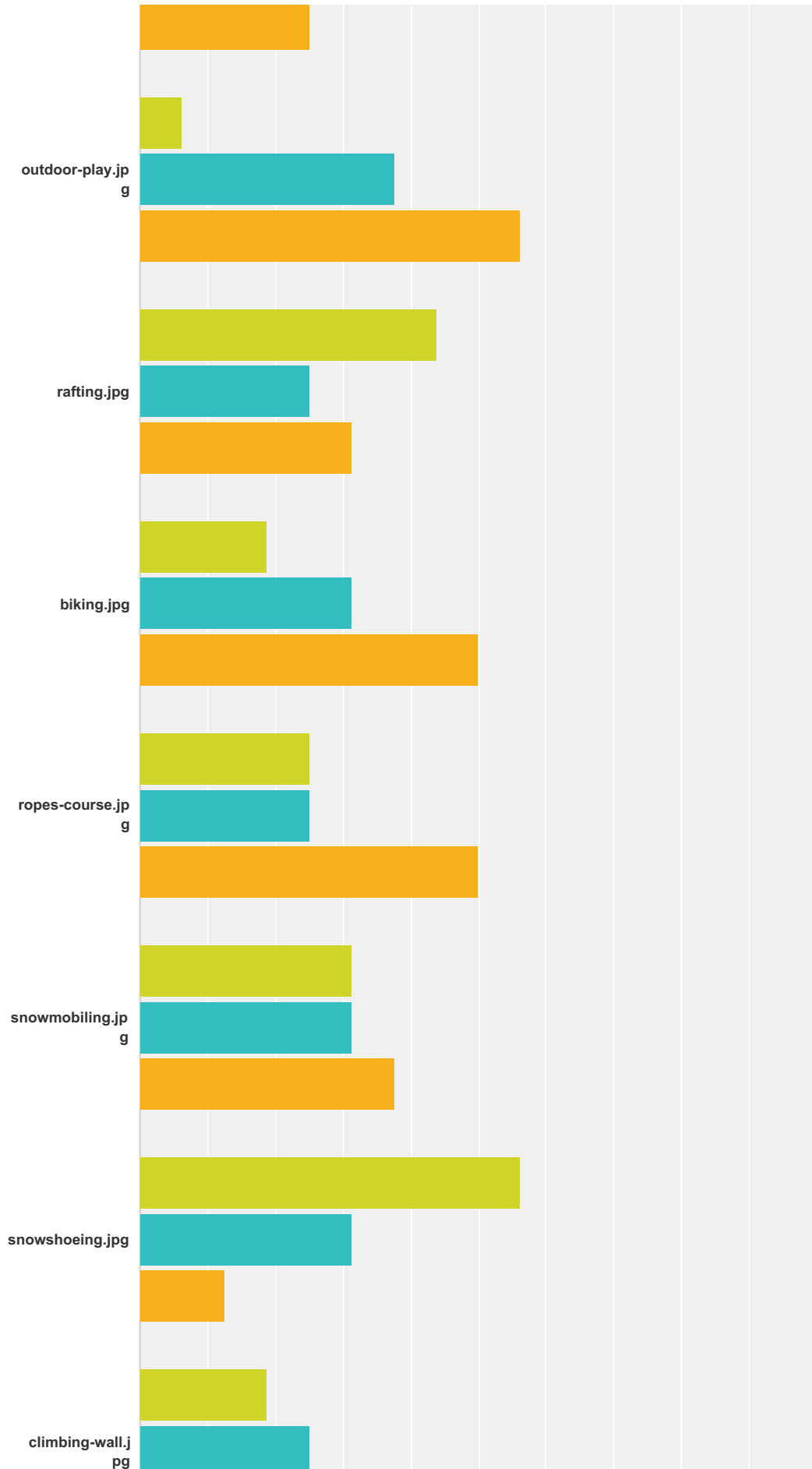
Nature Connection Survey



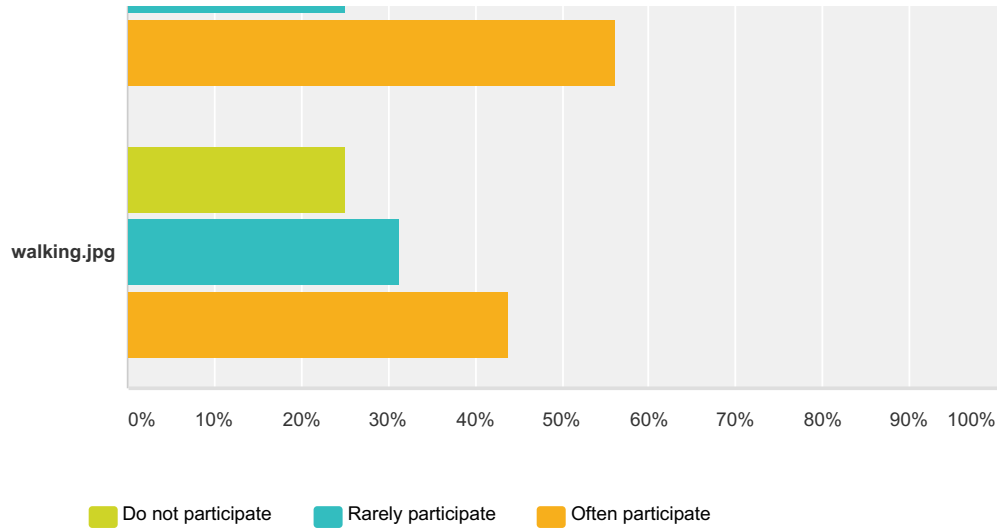
Nature Connection Survey











Nature Connection Survey















Nature Connection Survey







	Do not participate	Rarely participate	Often participate	Total
	25.00% 4	37.50% 6	37.50% 6	16
	43.75% 7	37.50% 6	18.75% 3	16
	81.25% 13	18.75% 3	0.00% 0	16
	12.50% 2	50.00% 8	37.50% 6	16
	0.00% 0	31.25% 5	68.75% 11	16
	25.00% 4	37.50% 6	37.50% 6	16
	87.50% 14	12.50% 2	0.00% 0	16
	37.50% 6	25.00% 4	37.50% 6	16

Nature Connection Survey

		31.25% 5	43.75% 7	25.00% 4	16
		18.75% 3	37.50% 6	43.75% 7	16
		31.25% 5	37.50% 6	31.25% 5	16
		6.25% 1	37.50% 6	56.25% 9	16
		37.50% 6	12.50% 2	50.00% 8	16
		43.75% 7	31.25% 5	25.00% 4	16
		12.50% 2	43.75% 7	43.75% 7	16
		37.50% 6	25.00% 4	37.50% 6	16
		37.50% 6	25.00% 4	37.50% 6	16
		25.00% 4	68.75% 11	6.25% 1	16
		6.25% 1	37.50% 6	56.25% 9	16
		62.50% 10	12.50% 2	25.00% 4	16

Nature Connection Survey

		6.25% 1	37.50% 6	56.25% 9	16
		43.75% 7	25.00% 4	31.25% 5	16
		18.75% 3	31.25% 5	50.00% 8	16
		25.00% 4	25.00% 4	50.00% 8	16
		31.25% 5	31.25% 5	37.50% 6	16
		56.25% 9	31.25% 5	12.50% 2	16
		18.75% 3	25.00% 4	56.25% 9	16
		25.00% 4	31.25% 5	43.75% 7	16

Nature Connection Survey

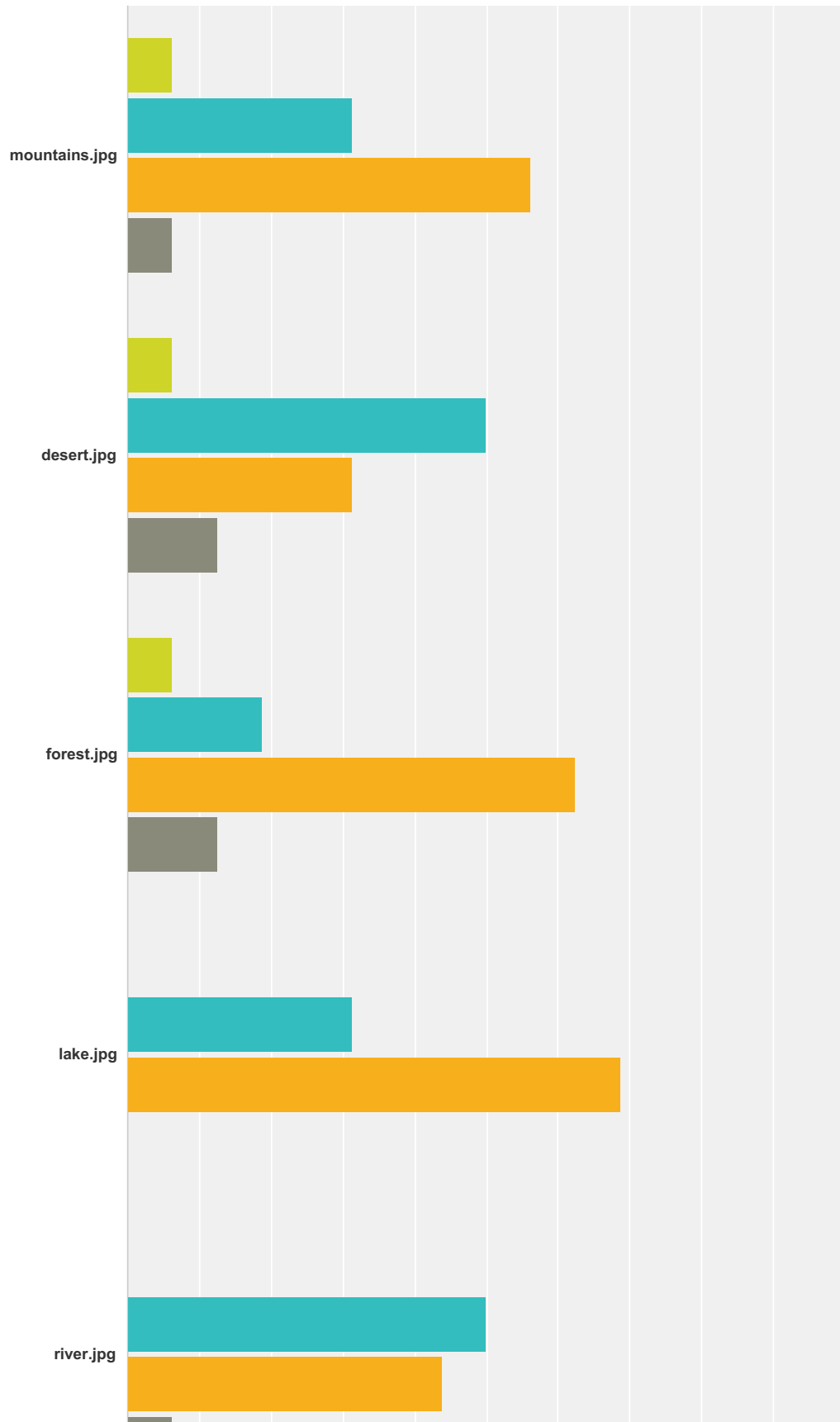
Q34 Are there any outdoor activities not listed above that you presently participate in?

Answered: 11 Skipped: 5

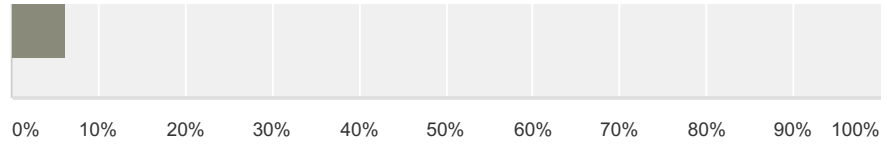
#	Responses	Date
1	No	3/24/2016 6:49 PM
2	no	3/8/2016 9:13 AM
3	no	3/8/2016 9:13 AM
4	Swimming, how to build campfires , tracking,	2/24/2016 12:13 PM
5	Out door swimming pool. Football field.	2/22/2016 2:05 PM
6	softball, basketball, other sports	2/9/2016 2:04 PM
7	repelling	2/8/2016 1:03 PM
8	dirt biking	2/8/2016 1:02 PM
9	team roping	2/8/2016 12:08 PM
10	no	2/8/2016 10:20 AM
11	playing sports	2/5/2016 11:32 AM

Q35 How often have you done an activity in:






Answered: 16 Skipped: 0



Nature Connection Survey

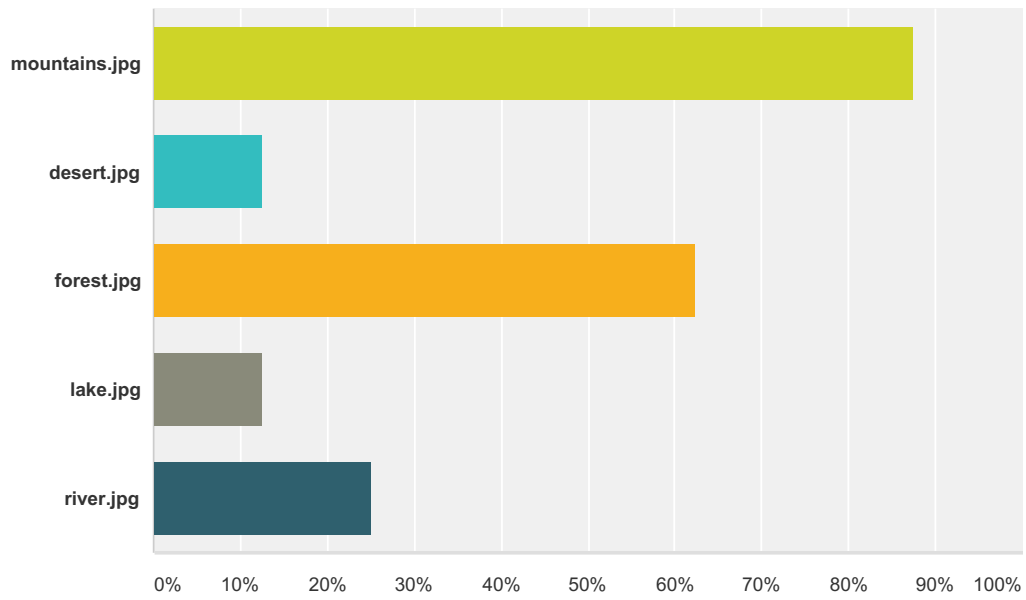







■ Never
 ■ Rarely
 ■ Often
 ■ Only on a school trip

	Never	Rarely	Often	Only on a school trip	Total
	6.25% 1	31.25% 5	56.25% 9	6.25% 1	16
	6.25% 1	50.00% 8	31.25% 5	12.50% 2	16
	6.25% 1	18.75% 3	62.50% 10	12.50% 2	16
	0.00% 0	31.25% 5	68.75% 11	0.00% 0	16
	0.00% 0	50.00% 8	43.75% 7	6.25% 1	16

**Q36 I would like to do more activities in...?
(please select your top 2 choices)**

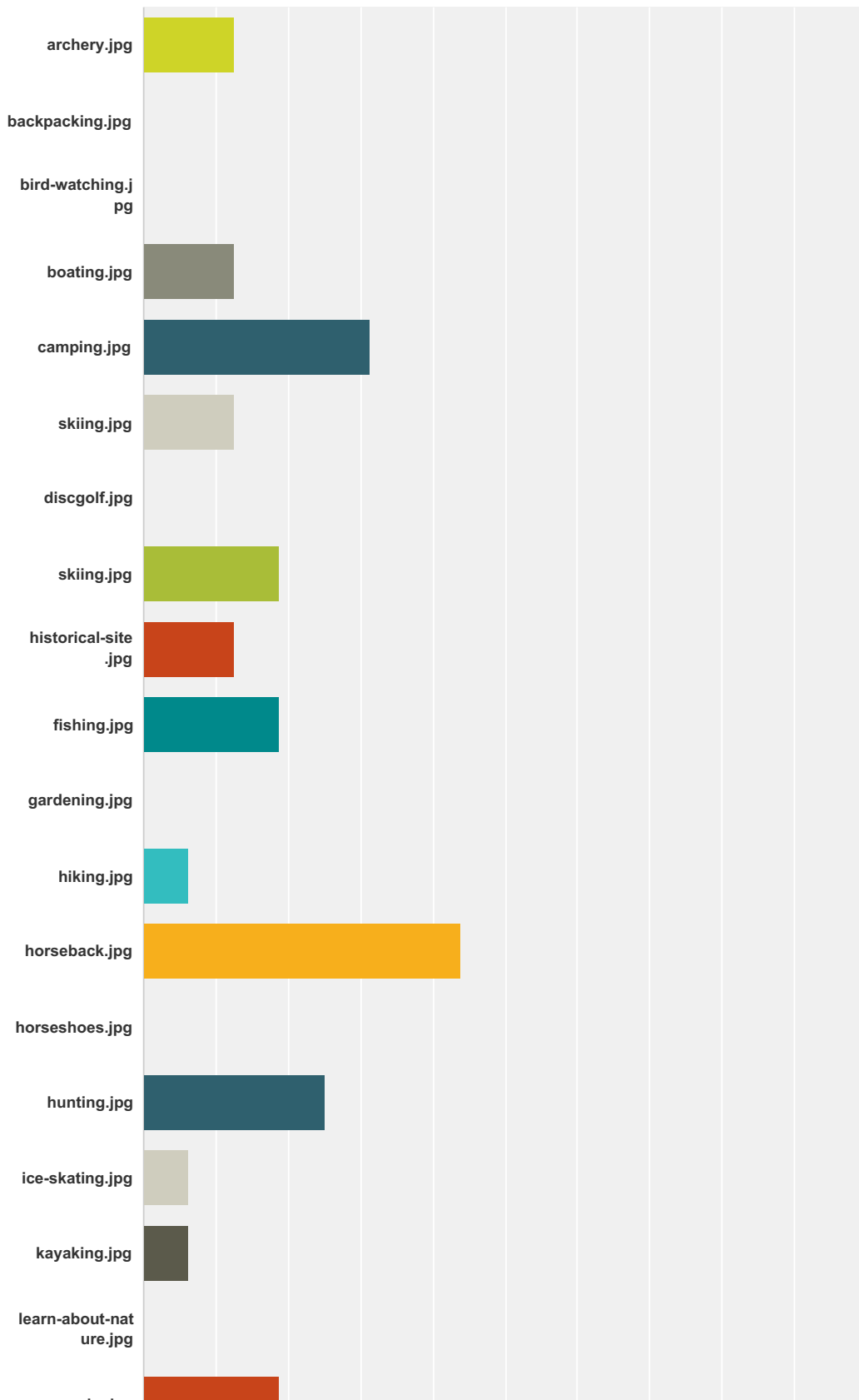
Answered: 16 Skipped: 0



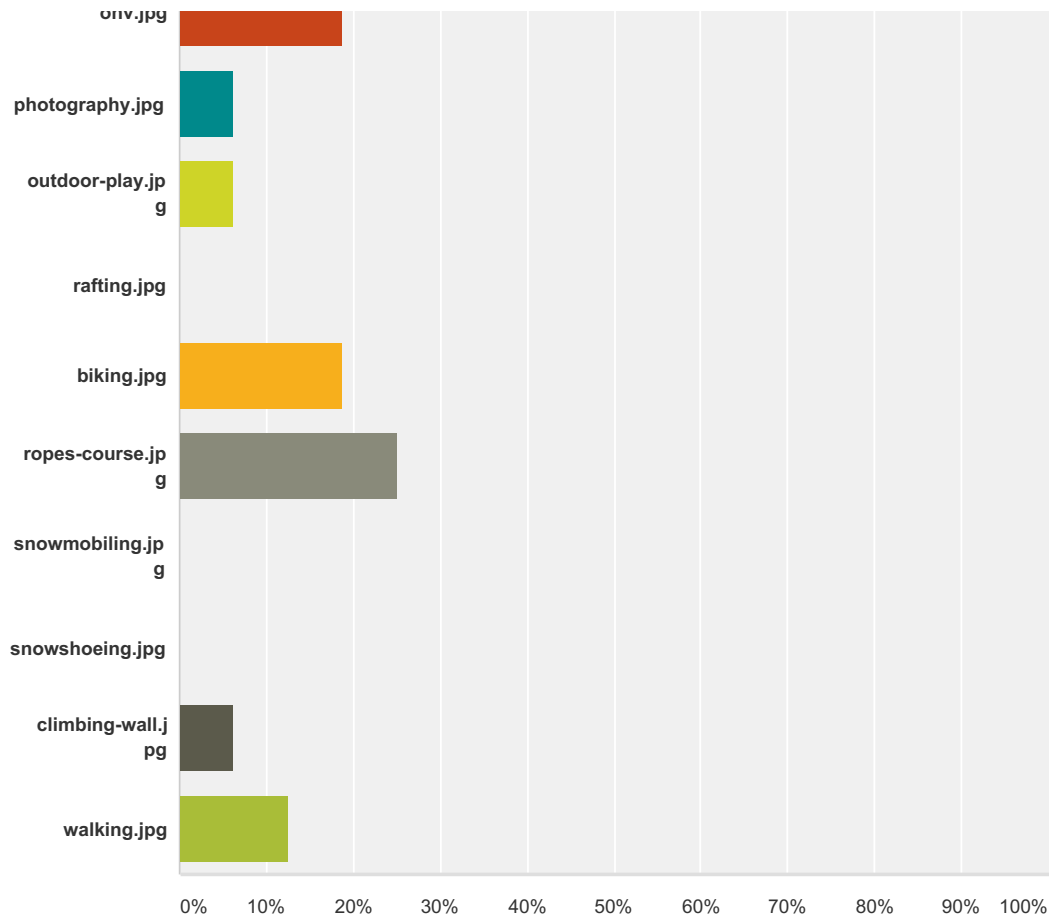
Answer Choices	Responses
	87.50% 14
	12.50% 2
	62.50% 10
	12.50% 2
	25.00% 4
Total Respondents: 16	








Q37 Please choose your 3 most favorite activities from among the following:

Answered: 16 Skipped: 0




















Nature Connection Survey







Answer Choices	Responses
	12.50% 2
	0.00% 0
	0.00% 0
	12.50% 2
	31.25% 5
	12.50% 2
	0.00% 0

Nature Connection Survey

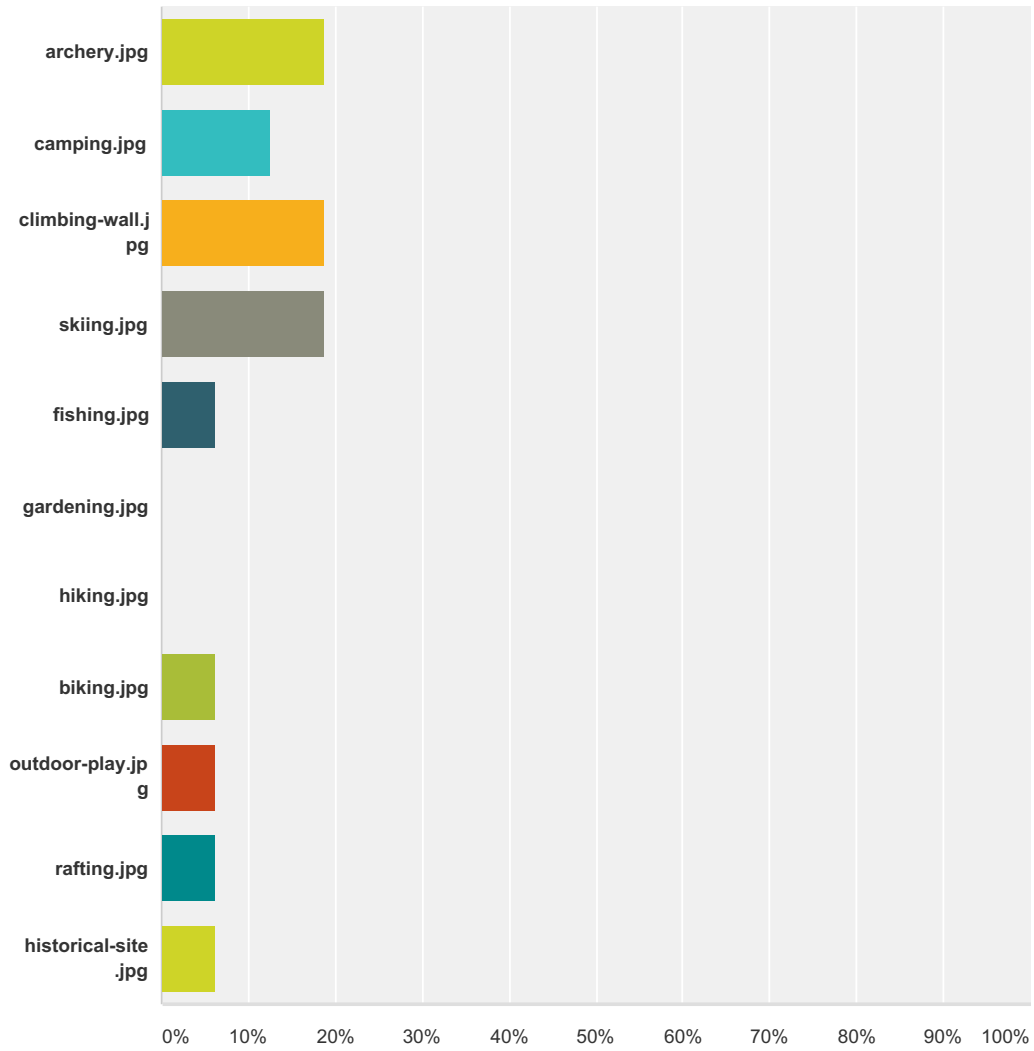
	18.75%	3
	12.50%	2
	18.75%	3
	0.00%	0
	6.25%	1
	43.75%	7
	0.00%	0
	25.00%	4
	6.25%	1
	6.25%	1
	0.00%	0
	18.75%	3
	6.25%	1
	6.25%	1
	0.00%	0
	18.75%	3
	25.00%	4





Nature Connection Survey

	0.00%	0
	0.00%	0
	6.25%	1
	12.50%	2
Total Respondents: 16		








Q38 Which new activity would you personally most like to try?

Answered: 16 Skipped: 0



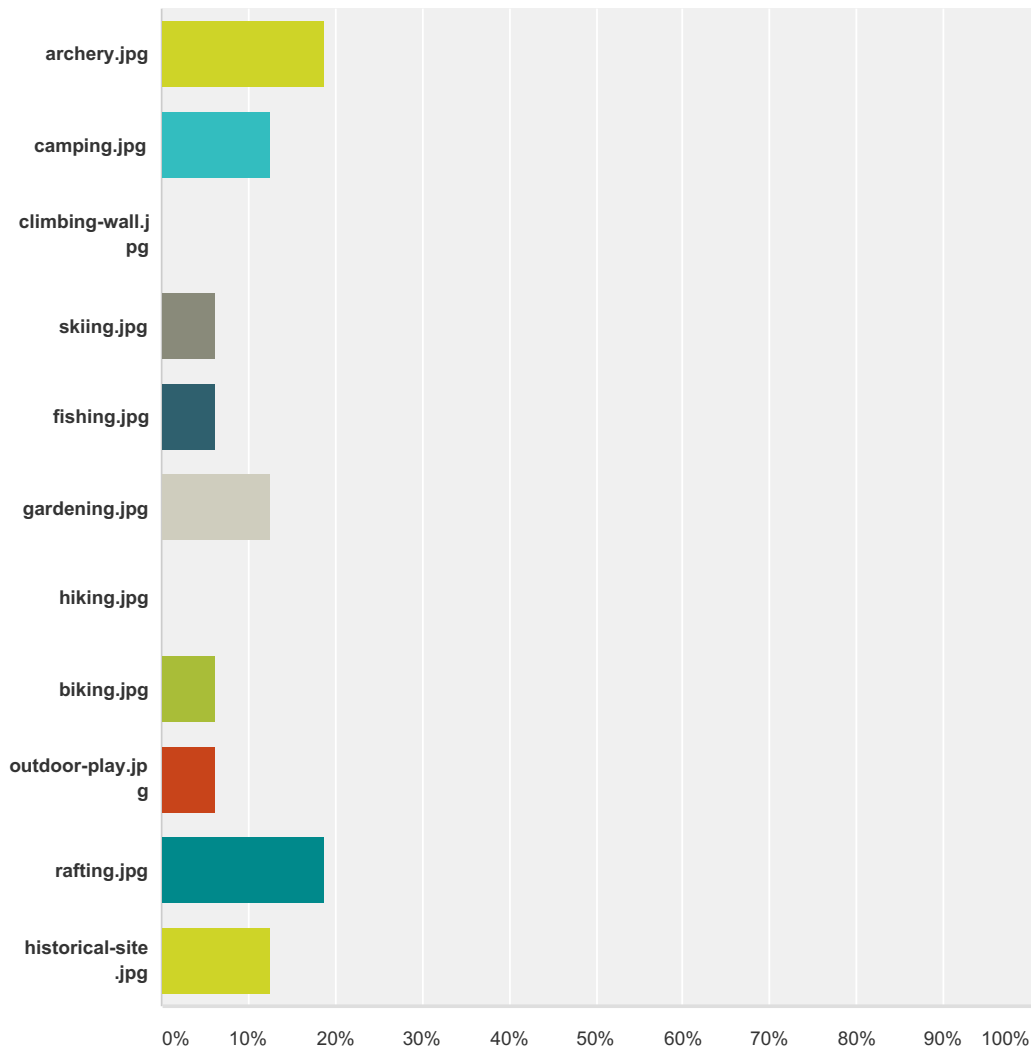
Answer Choices	Responses
	18.75% 3
	12.50% 2
	18.75% 3
	18.75% 3





Nature Connection Survey

	6.25%	1
	0.00%	0
	0.00%	0
	6.25%	1
	6.25%	1
	6.25%	1
	6.25%	1
Total		16








Q39 Which new activity would you like to try with your family?

Answered: 16 Skipped: 0



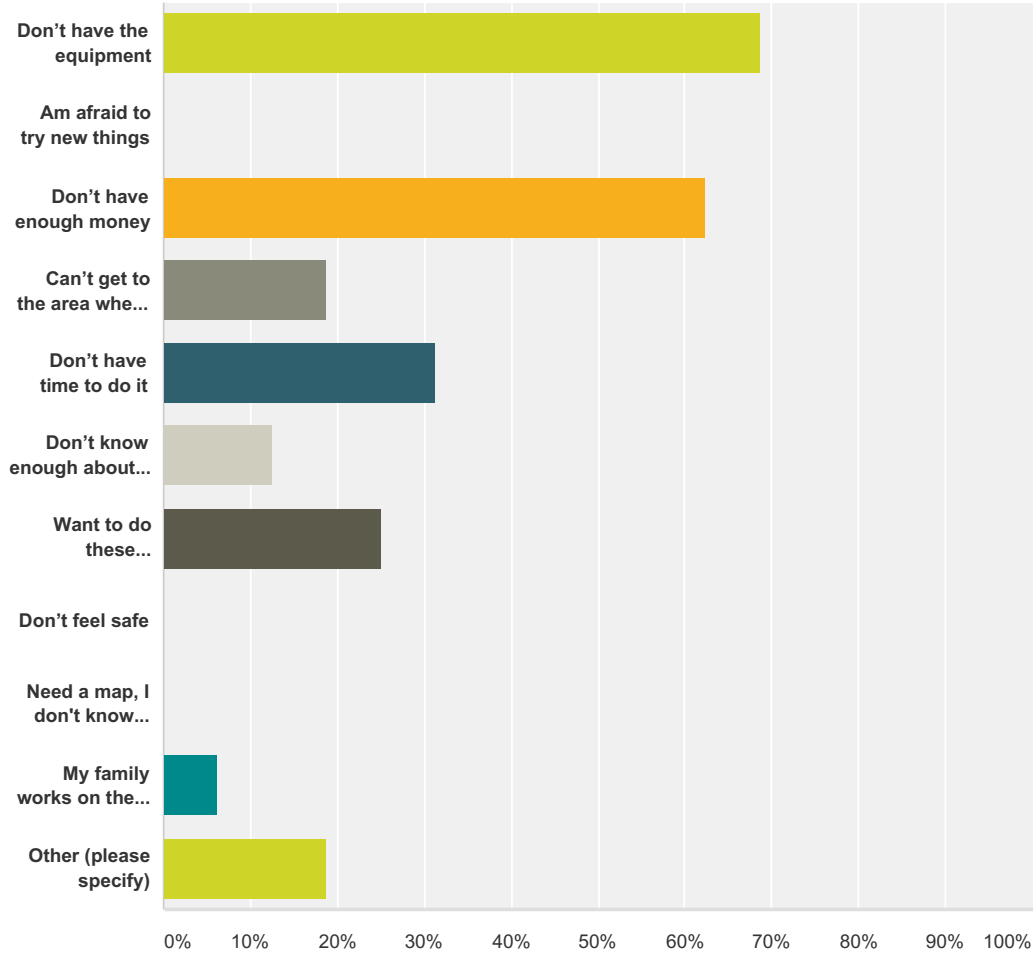
Answer Choices	Responses
	18.75% 3
	12.50% 2
	0.00% 0
	6.25% 1

Nature Connection Survey

	6.25%	1
	12.50%	2
	0.00%	0
	6.25%	1
	6.25%	1
	18.75%	3
	12.50%	2
Total		16

**Q40 What obstacles keep you (and your family) from trying new activities outdoors?
Please choose your top 3:**

Answered: 16 Skipped: 0



Answer Choices	Responses	Count
Don't have the equipment	68.75%	11
Am afraid to try new things	0.00%	0
Don't have enough money	62.50%	10
Can't get to the area where I can do the activity (transportation is a problem)	18.75%	3
Don't have time to do it	31.25%	5
Don't know enough about the activity	12.50%	2
Want to do these activities with my friends, not by myself	25.00%	4
Don't feel safe	0.00%	0
Need a map, I don't know where to go	0.00%	0
My family works on the weekends	6.25%	1

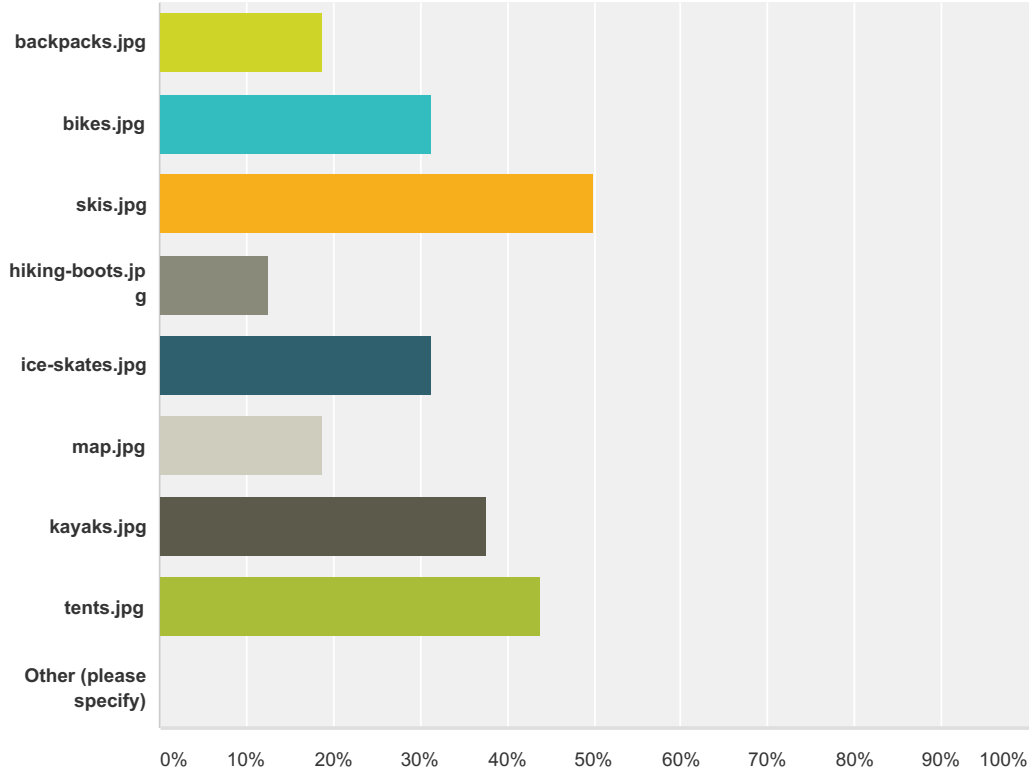
Nature Connection Survey







Other (please specify)	18.75%	3
Total Respondents: 16		

#	Other (please specify)	Date
1	it doesn't sound fun and sounds boring.	2/9/2016 2:10 PM
2	my parents have medical issues so i do this stuff with civil air patrol	2/8/2016 1:07 PM
3	my family doesn't like to do things that don't involve rodeoing.	2/8/2016 12:13 PM

Q41 If this equipment were available to my family and friends, I would get outside more often... (please choose your top 3):

Answered: 16 Skipped: 0



Answer Choices	Responses
	18.75% 3
	31.25% 5
	50.00% 8
	12.50% 2
	31.25% 5
	18.75% 3

Nature Connection Survey

	37.50%	6
	43.75%	7
Other (please specify)	0.00%	0
Total Respondents: 16		

#	Other (please specify)	Date
	There are no responses.	

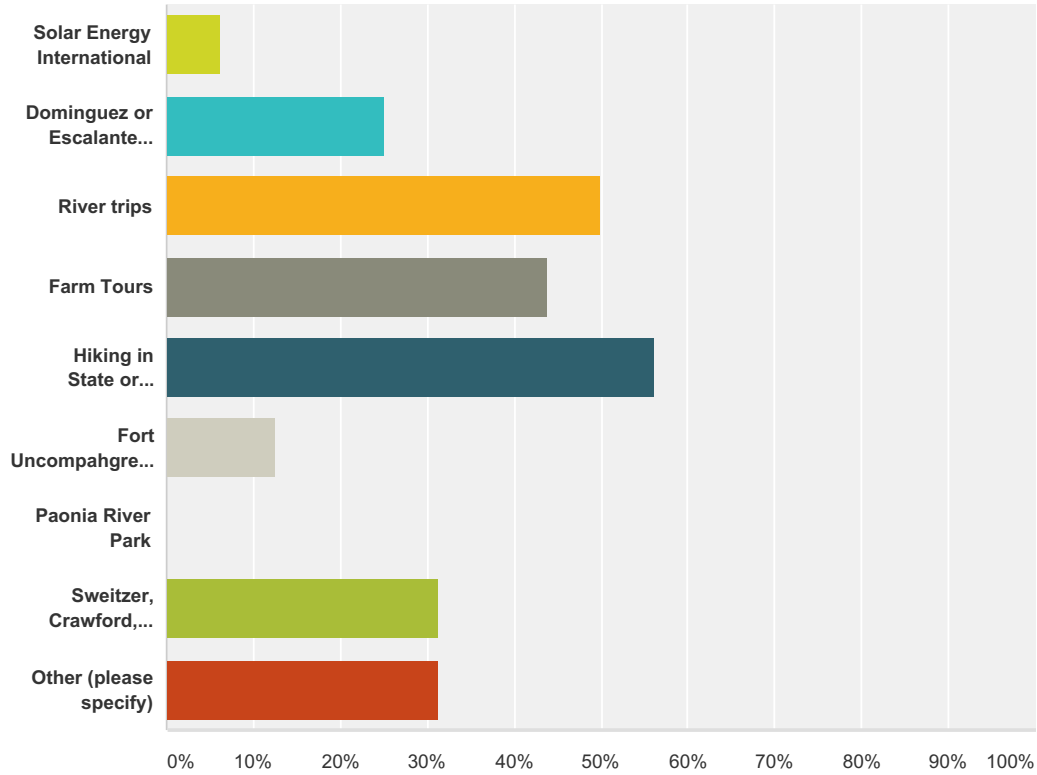
Q42 Is there any other equipment not mentioned above that you would like access to?

Answered: 4 Skipped: 12

#	Responses	Date
1	Jacket	3/24/2016 6:52 PM
2	food and water	3/8/2016 9:17 AM
3	food	3/8/2016 9:17 AM
4	roller blades	2/5/2016 11:37 AM

Q43 What school field trips would you like to participate in more often? (Please choose your top 3):

Answered: 16 Skipped: 0



Answer Choices	Responses
Solar Energy International	6.25% 1
Dominguez or Escalante Canyon	25.00% 4
River trips	50.00% 8
Farm Tours	43.75% 7
Hiking in State or National Public Lands (like Gunnison Gorge, Grand Mesa, Uncompahgre Plateau, or the West Elks)	56.25% 9
Fort Uncompahgre Living History Museum	12.50% 2
Paonia River Park	0.00% 0
Sweitzer, Crawford, Confluence, or other lake	31.25% 5
Other (please specify)	31.25% 5
Total Respondents: 16	

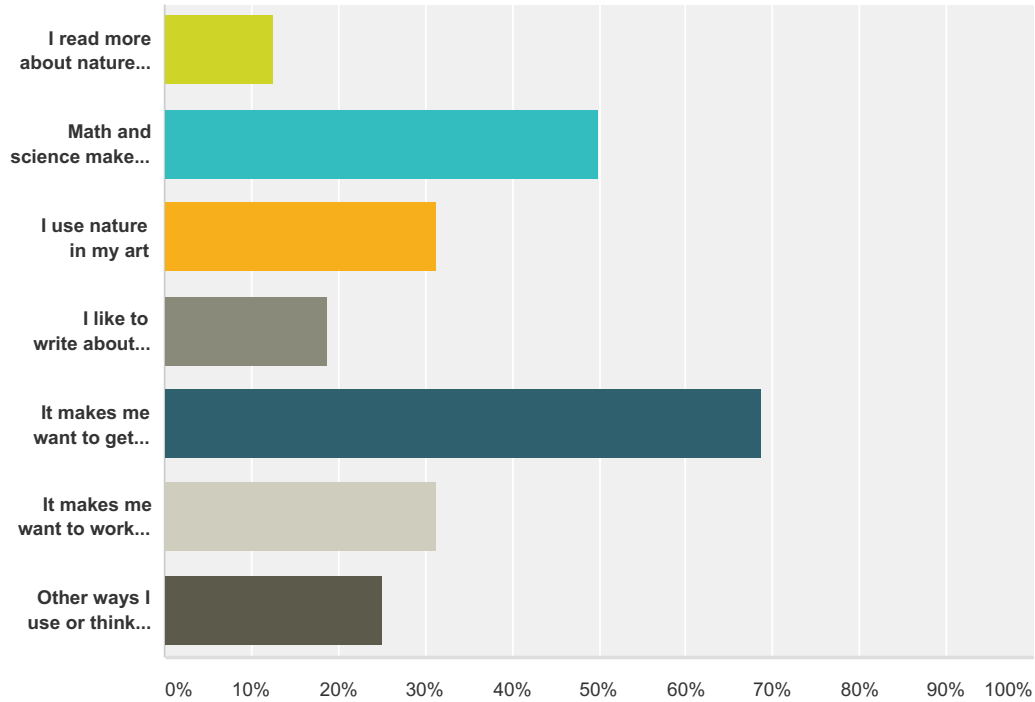
#	Other (please specify)	Date
1	camping or swimming in a lake	3/8/2016 9:18 AM
2	deez nuts	2/9/2016 2:12 PM

Nature Connection Survey

3	kiaking	2/8/2016 1:10 PM
4	hiking 14000 ft moutains	2/8/2016 1:09 PM
5	naps	2/8/2016 10:23 AM

Q44 How have your school field trips connected to your life? (Please choose your top 3):

Answered: 16 Skipped: 0



Answer Choices	Responses
I read more about nature at home or school	12.50% 2
Math and science make more sense when I see how to use them	50.00% 8
I use nature in my art	31.25% 5
I like to write about what I see, hear and experience outdoors	18.75% 3
It makes me want to get outdoors more	68.75% 11
It makes me want to work in an outdoor related field when I grow up	31.25% 5
Other ways I use or think about my school field trips:	25.00% 4
Total Respondents: 16	

#	Other ways I use or think about my school field trips:	Date
1	it is fun	3/8/2016 9:19 AM
2	stay fit healthy and have fun	2/8/2016 1:10 PM
3	boring	2/8/2016 10:24 AM
4	there fun	2/8/2016 9:30 AM

Q45 Thank you for taking the survey. If you have any other comments you would like to share please provide them here:

Answered: 6 Skipped: 10

#	Responses	Date
1	Cool goodbye	3/24/2016 6:53 PM
2	it was AWESOME!!!!!!	3/8/2016 9:20 AM
3	it was amazing	3/8/2016 9:19 AM
4	I like spending time outdoors then indoors	2/24/2016 12:18 PM
5	i would really like to go horse back riding with my friend	2/8/2016 3:02 PM
6	Make it more fun to take	2/8/2016 10:34 AM