

Q1 Choose your survey language:

Answered: 28 Skipped: 0



Answer Choices	Responses
English	100.00% 28
Espanol	0.00% 0
Total	28

Q2 Please choose your age range:

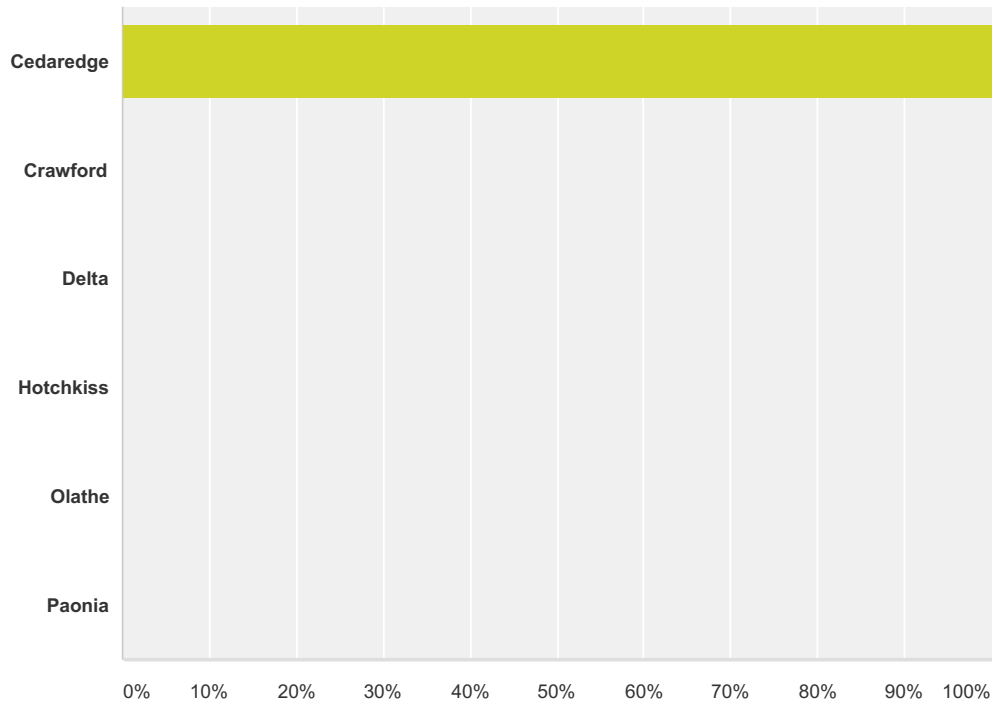
Answered: 28 Skipped: 0



Answer Choices	Responses	
4-11	100.00%	28
12-18	0.00%	0
19 and up	0.00%	0
Total		28

Q31 Which town do you live closest to?

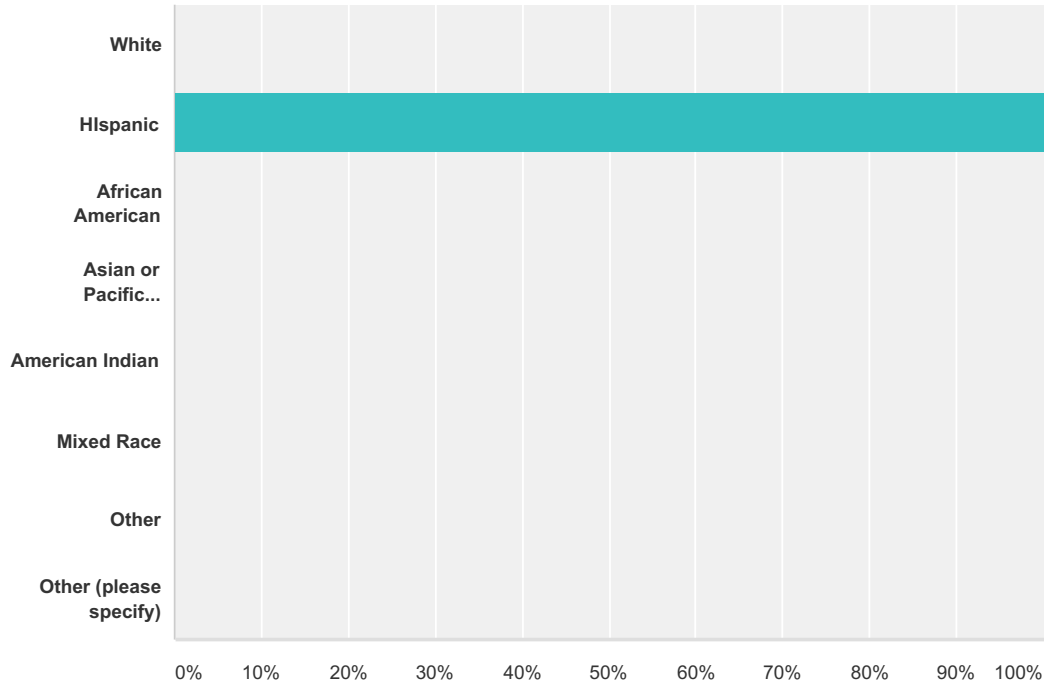
Answered: 28 Skipped: 0



Answer Choices	Responses	
Cedaredge	100.00%	28
Crawford	0.00%	0
Delta	0.00%	0
Hotchkiss	0.00%	0
Olathe	0.00%	0
Paonia	0.00%	0
Total		28

Q32 What is your ethnicity?

Answered: 28 Skipped: 0

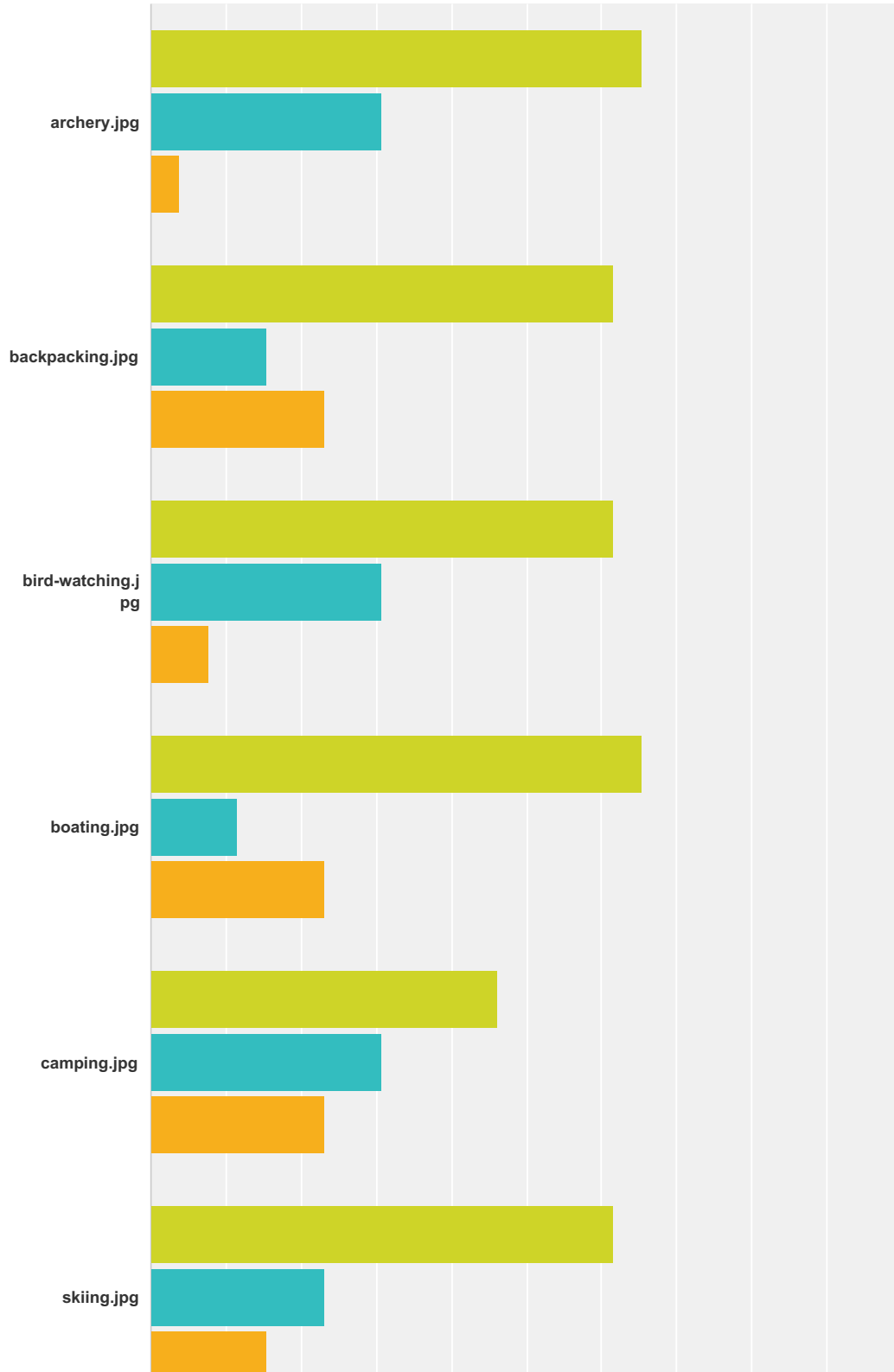


Answer Choices	Responses
White	0.00% 0
Hispanic	100.00% 28
African American	0.00% 0
Asian or Pacific Islander	0.00% 0
American Indian	0.00% 0
Mixed Race	0.00% 0
Other	0.00% 0
Other (please specify)	0.00% 0
Total	28

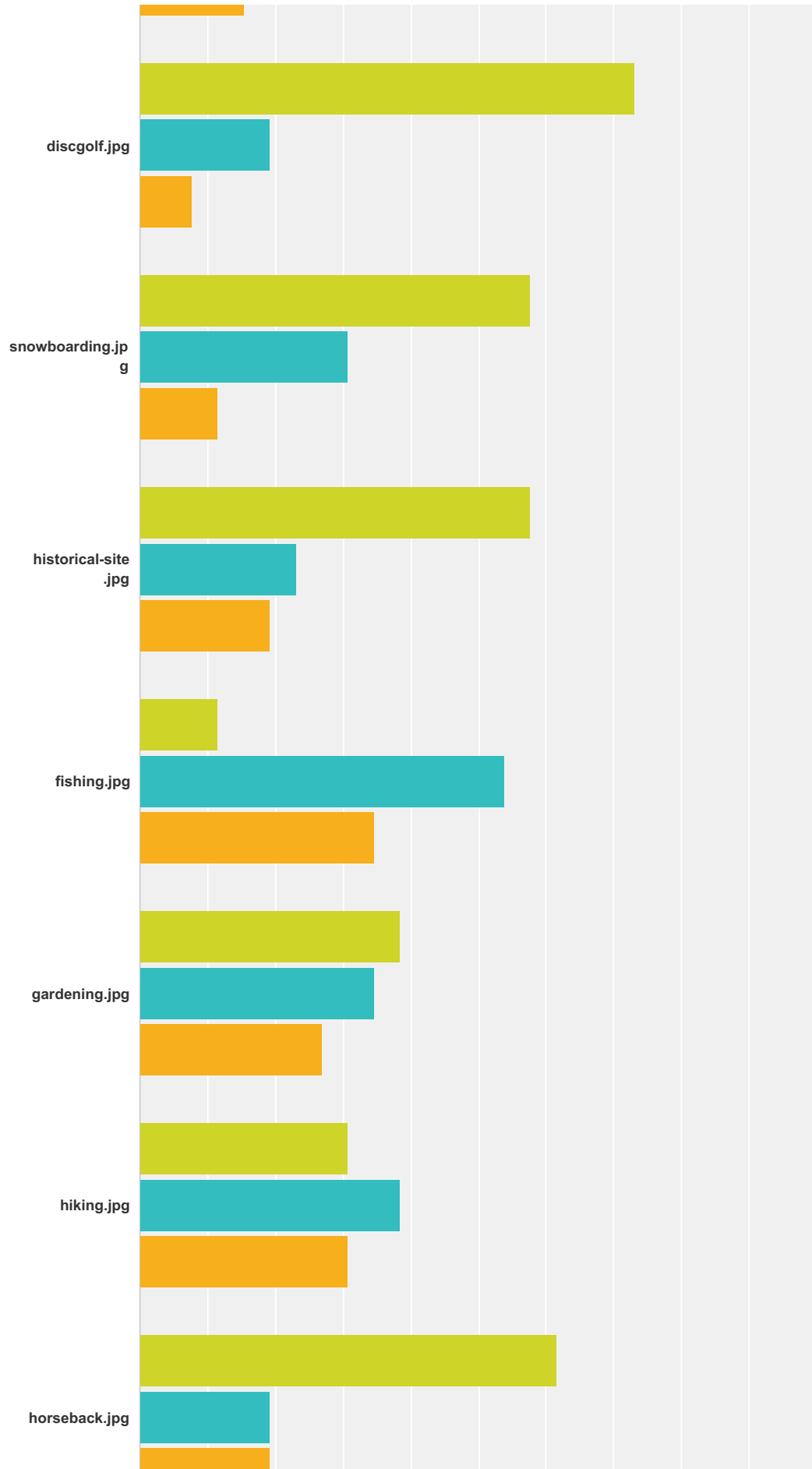
#	Other (please specify)	Date
	There are no responses.	

Q33 Below is a list of activities available to kids and families in Western Colorado. Please indicate your level of participation in that activity:

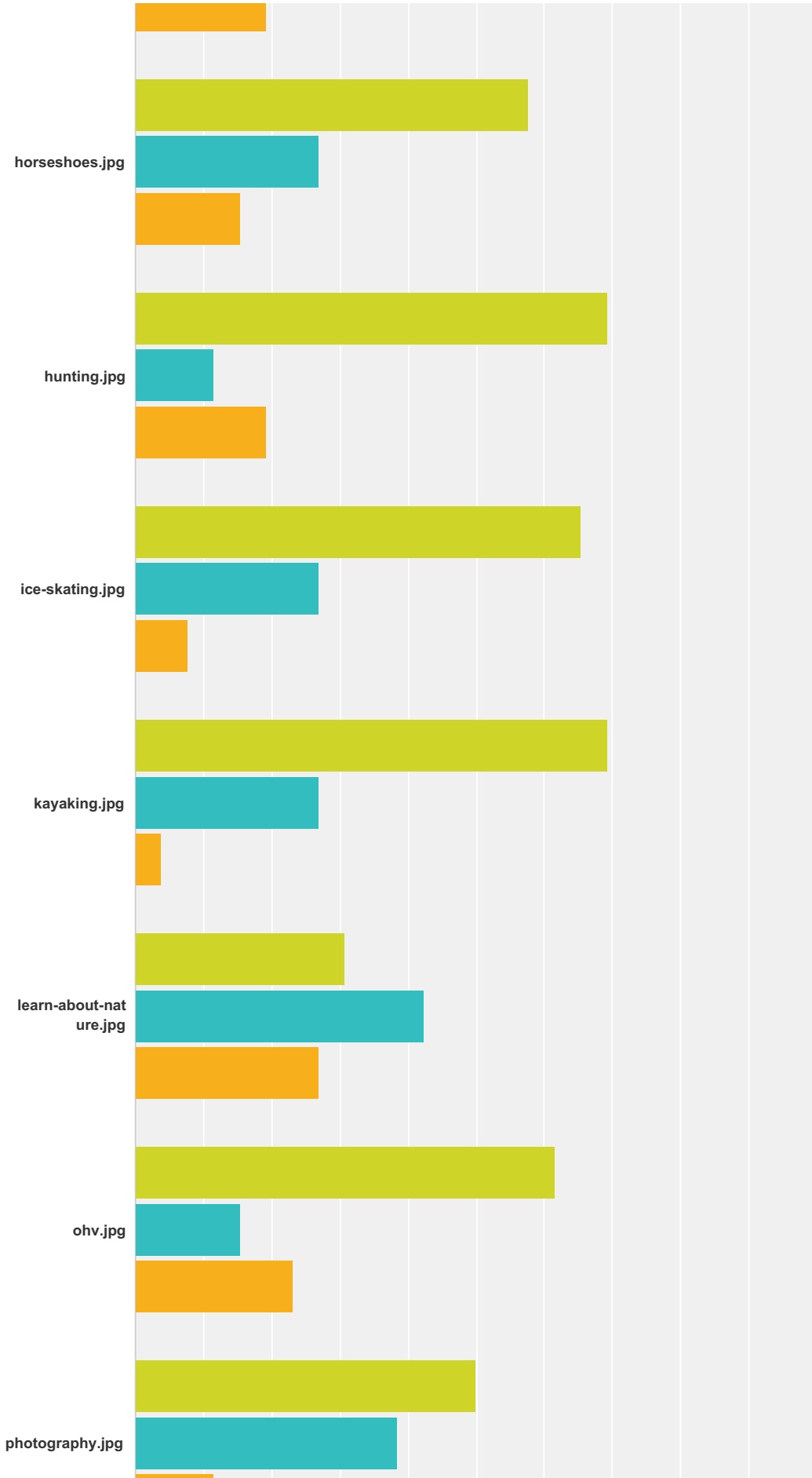
Answered: 26 Skipped: 2



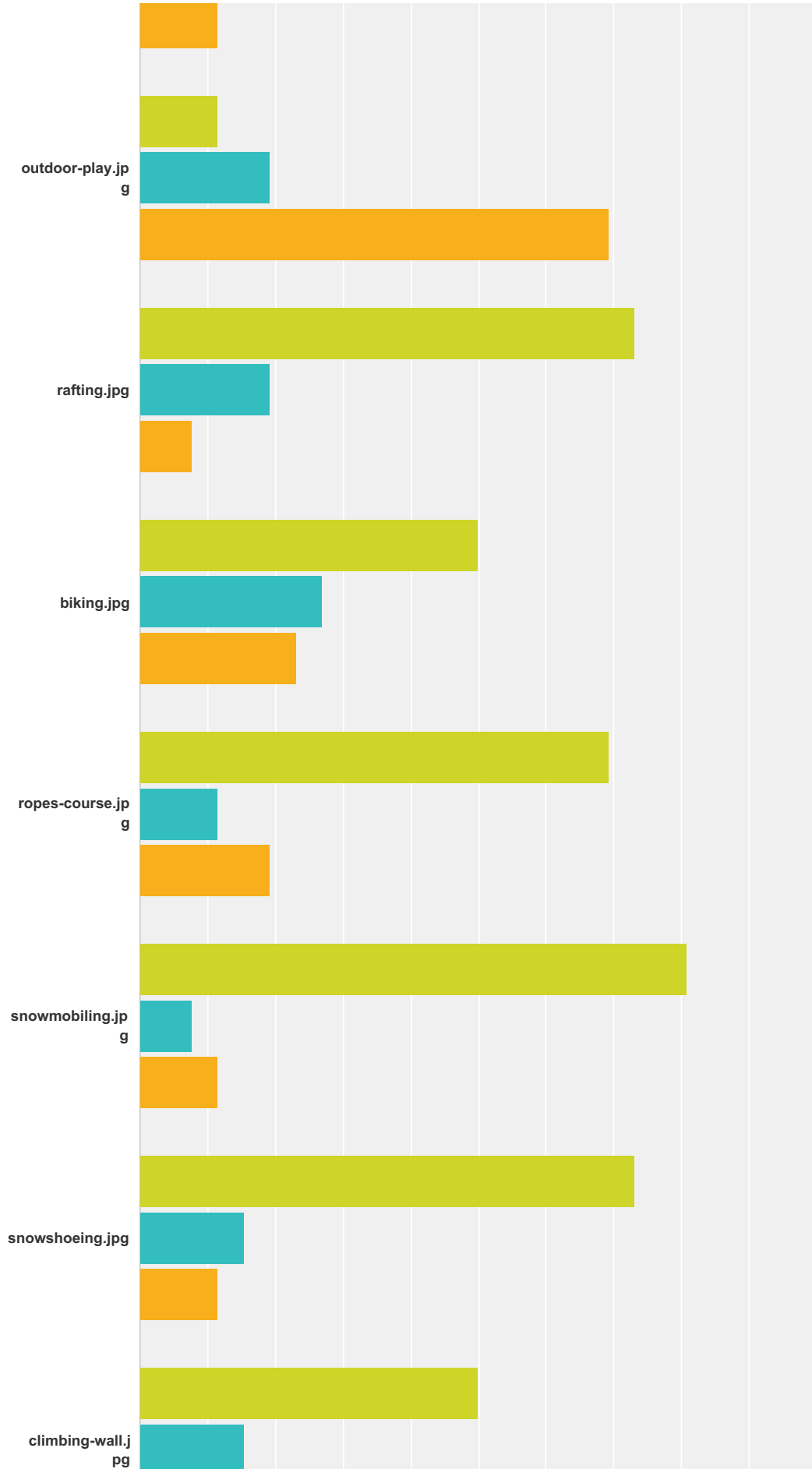
Nature Connection Survey



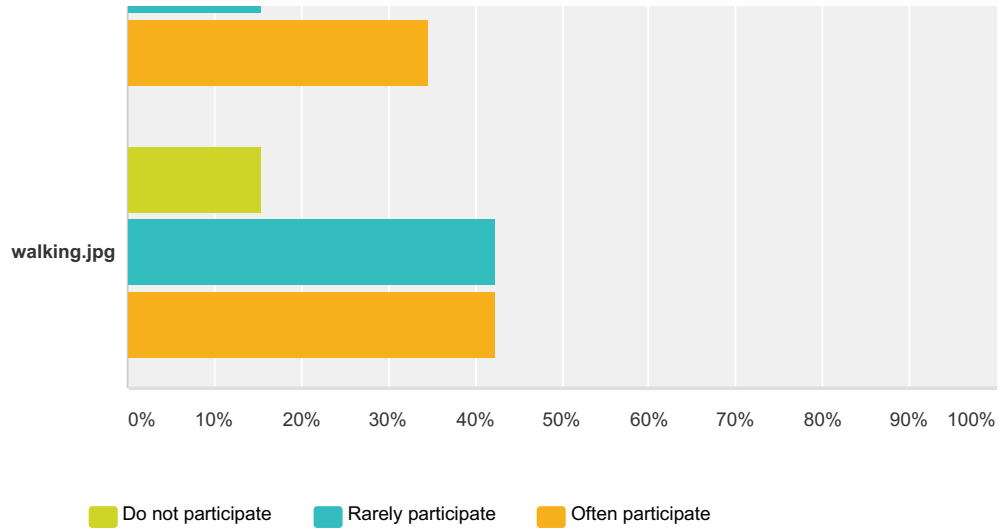
Nature Connection Survey










Nature Connection Survey















Nature Connection Survey










	Do not participate	Rarely participate	Often participate	Total
	65.38% 17	30.77% 8	3.85% 1	26
	61.54% 16	15.38% 4	23.08% 6	26
	61.54% 16	30.77% 8	7.69% 2	26
	65.38% 17	11.54% 3	23.08% 6	26
	46.15% 12	30.77% 8	23.08% 6	26
	61.54% 16	23.08% 6	15.38% 4	26
	73.08% 19	19.23% 5	7.69% 2	26
	57.69% 15	30.77% 8	11.54% 3	26

Nature Connection Survey

		57.69% 15	23.08% 6	19.23% 5	26
		11.54% 3	53.85% 14	34.62% 9	26
		38.46% 10	34.62% 9	26.92% 7	26
		30.77% 8	38.46% 10	30.77% 8	26
		61.54% 16	19.23% 5	19.23% 5	26
		57.69% 15	26.92% 7	15.38% 4	26
		69.23% 18	11.54% 3	19.23% 5	26
		65.38% 17	26.92% 7	7.69% 2	26
		69.23% 18	26.92% 7	3.85% 1	26
		30.77% 8	42.31% 11	26.92% 7	26
		61.54% 16	15.38% 4	23.08% 6	26
		50.00% 13	38.46% 10	11.54% 3	26

Nature Connection Survey

		11.54% 3	19.23% 5	69.23% 18	26
		73.08% 19	19.23% 5	7.69% 2	26
		50.00% 13	26.92% 7	23.08% 6	26
		69.23% 18	11.54% 3	19.23% 5	26
		80.77% 21	7.69% 2	11.54% 3	26
		73.08% 19	15.38% 4	11.54% 3	26
		50.00% 13	15.38% 4	34.62% 9	26
		15.38% 4	42.31% 11	42.31% 11	26

Nature Connection Survey

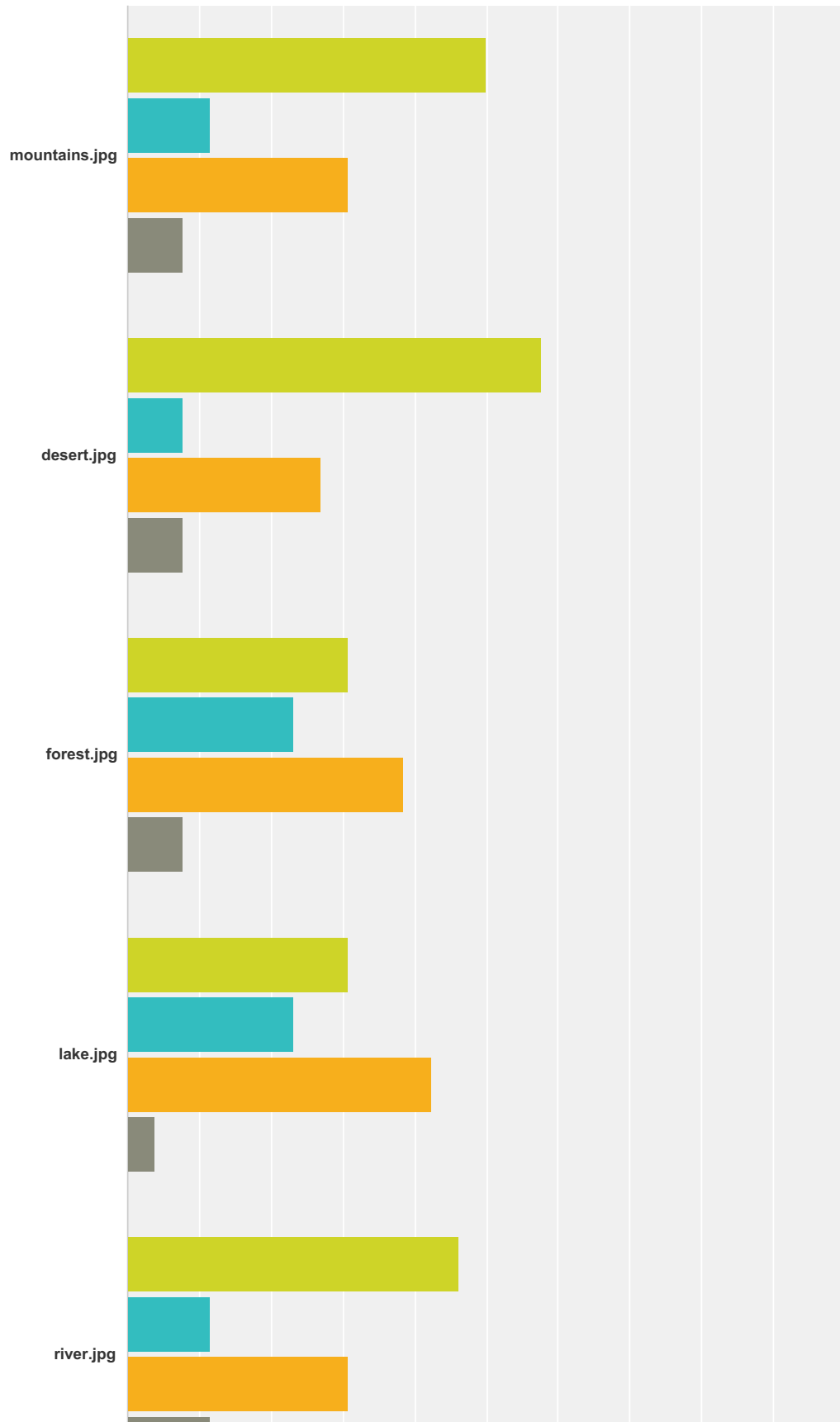
Q34 Are there any outdoor activities not listed above that you presently participate in?

Answered: 11 Skipped: 17

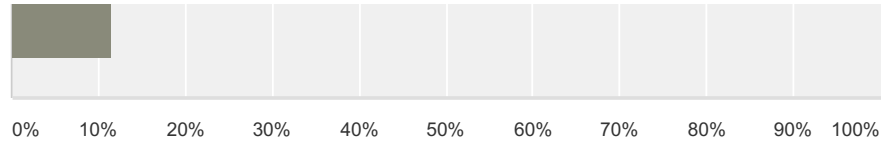
#	Responses	Date
1	Baseball.	4/28/2016 2:39 PM
2	No	4/26/2016 9:39 AM
3	bike ride	4/21/2016 8:42 AM
4	swimming	4/21/2016 8:33 AM
5	snow boarding	3/31/2016 10:29 AM
6	swimming,	3/31/2016 10:18 AM
7	basketball	3/31/2016 9:27 AM
8	swimming	3/31/2016 9:26 AM
9	golf	3/31/2016 8:48 AM
10	One is going to rivers and exploring.	3/31/2016 8:42 AM
11	local rendezvous in Montrose and Delta County. Thunder Mountain Colorado Living History Rendezvous Father's Day weekend and Happy Canyon in Montrose Memorial Day weekend.	3/15/2016 8:57 AM

Q35 How often have you done an activity in:






Answered: 26 Skipped: 2



Nature Connection Survey

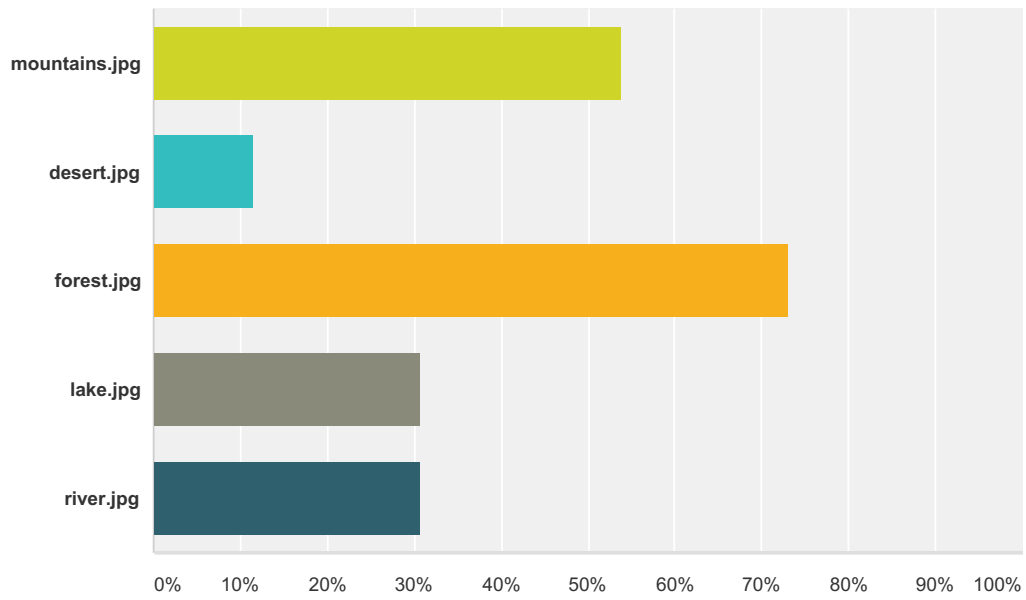







■ Never
 ■ Rarely
 ■ Often
 ■ Only on a school trip

	Never	Rarely	Often	Only on a school trip	Total
	50.00% 13	11.54% 3	30.77% 8	7.69% 2	26
	57.69% 15	7.69% 2	26.92% 7	7.69% 2	26
	30.77% 8	23.08% 6	38.46% 10	7.69% 2	26
	30.77% 8	23.08% 6	42.31% 11	3.85% 1	26
	46.15% 12	11.54% 3	30.77% 8	11.54% 3	26

**Q36 I would like to do more activities in...?
(please select your top 2 choices)**

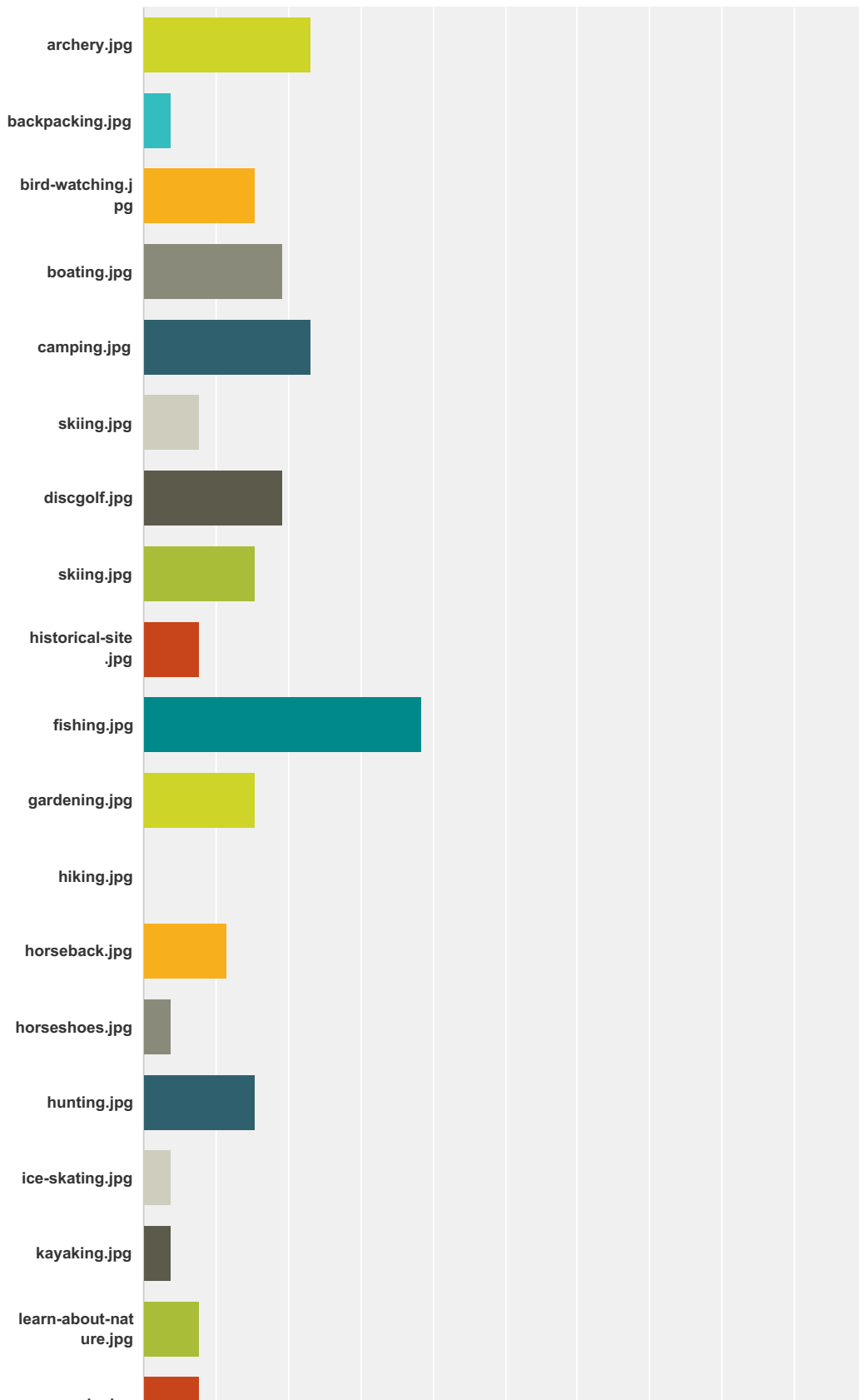
Answered: 26 Skipped: 2



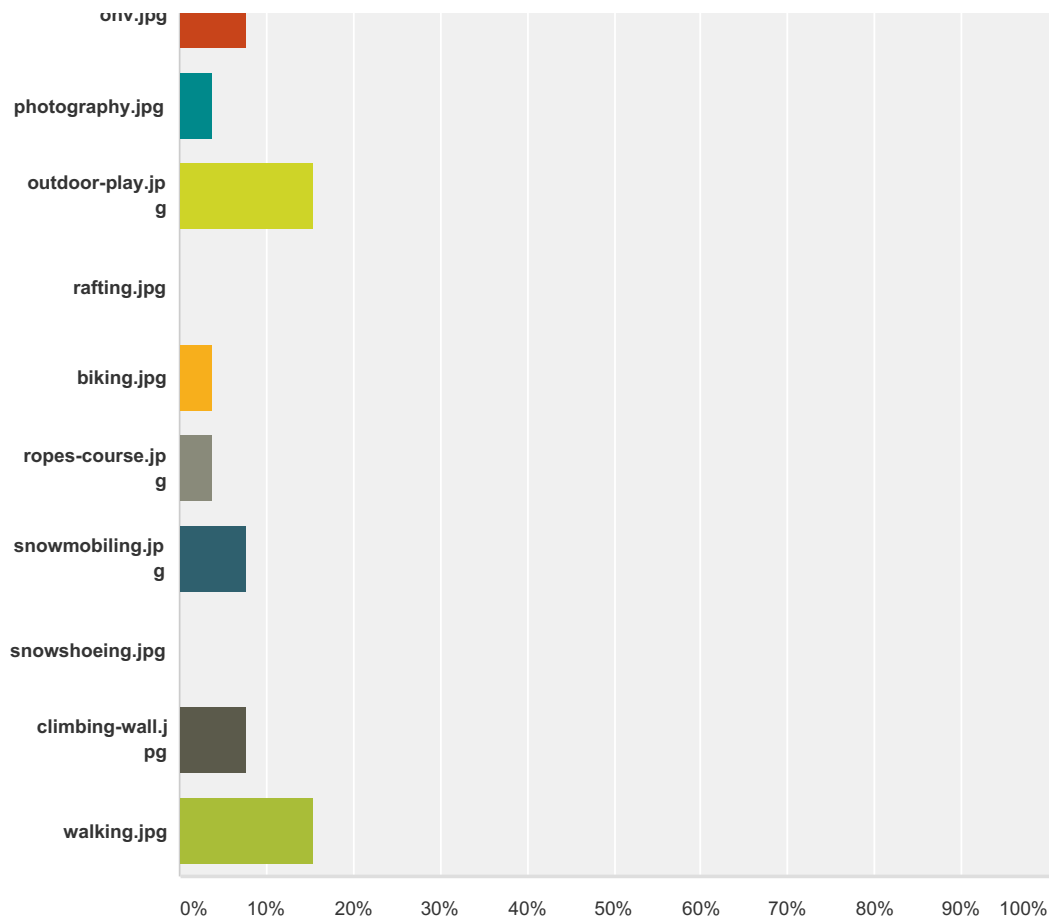
Answer Choices	Responses
	53.85% 14
	11.54% 3
	73.08% 19
	30.77% 8
	30.77% 8
Total Respondents: 26	








Q37 Please choose your 3 most favorite activities from among the following:

Answered: 26 Skipped: 2




















Nature Connection Survey





Answer Choices	Responses
	23.08% 6
	3.85% 1
	15.38% 4
	19.23% 5
	23.08% 6
	7.69% 2
	19.23% 5

Nature Connection Survey

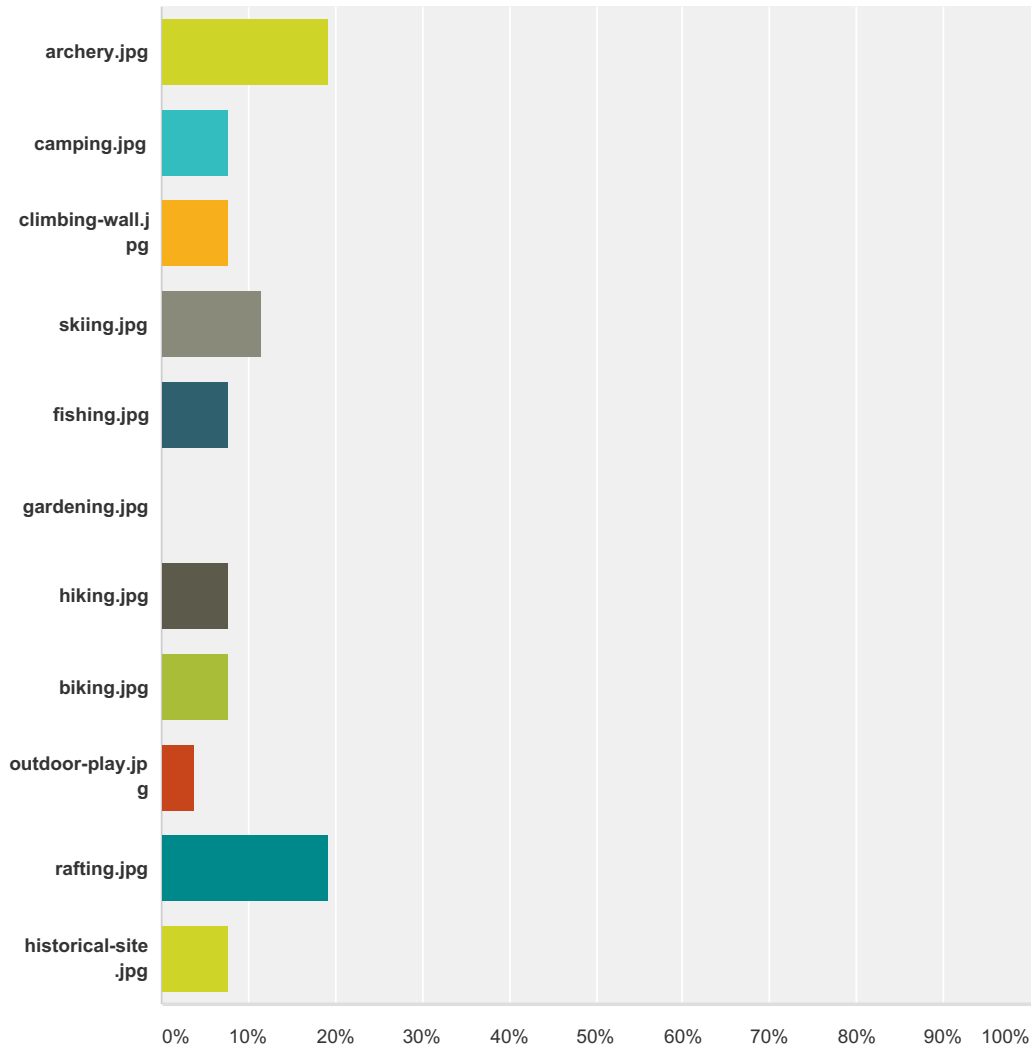
	15.38%	4
	7.69%	2
	38.46%	10
	15.38%	4
	0.00%	0
	11.54%	3
	3.85%	1
	15.38%	4
	3.85%	1
	3.85%	1
	7.69%	2
	7.69%	2
	3.85%	1
	15.38%	4
	0.00%	0
	3.85%	1
	3.85%	1





Nature Connection Survey

	7.69%	2
	0.00%	0
	7.69%	2
	15.38%	4
Total Respondents: 26		








Q38 Which new activity would you personally most like to try?

Answered: 26 Skipped: 2



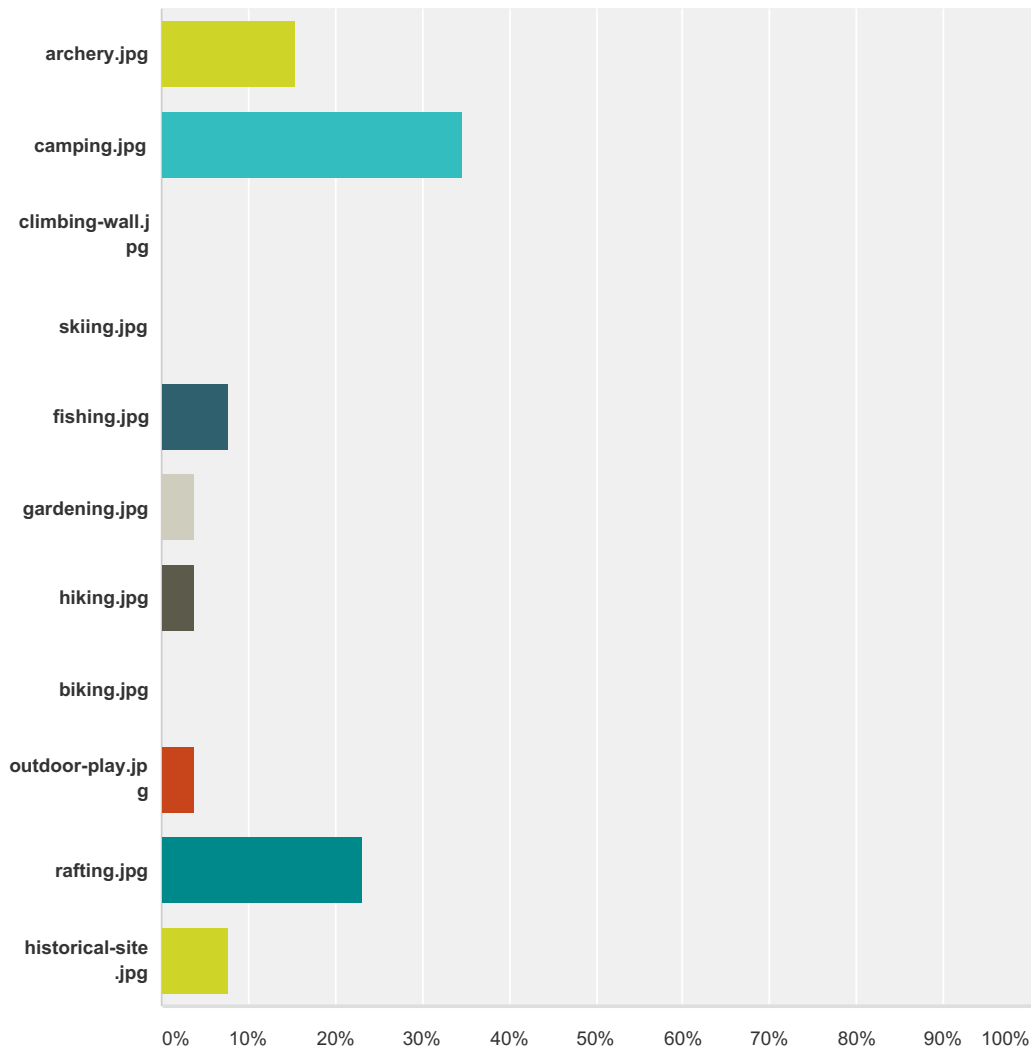
Answer Choices	Responses
	19.23% 5
	7.69% 2
	7.69% 2
	11.54% 3





Nature Connection Survey

	7.69%	2
	0.00%	0
	7.69%	2
	7.69%	2
	3.85%	1
	19.23%	5
	7.69%	2
Total		26








Q39 Which new activity would you like to try with your family?

Answered: 26 Skipped: 2



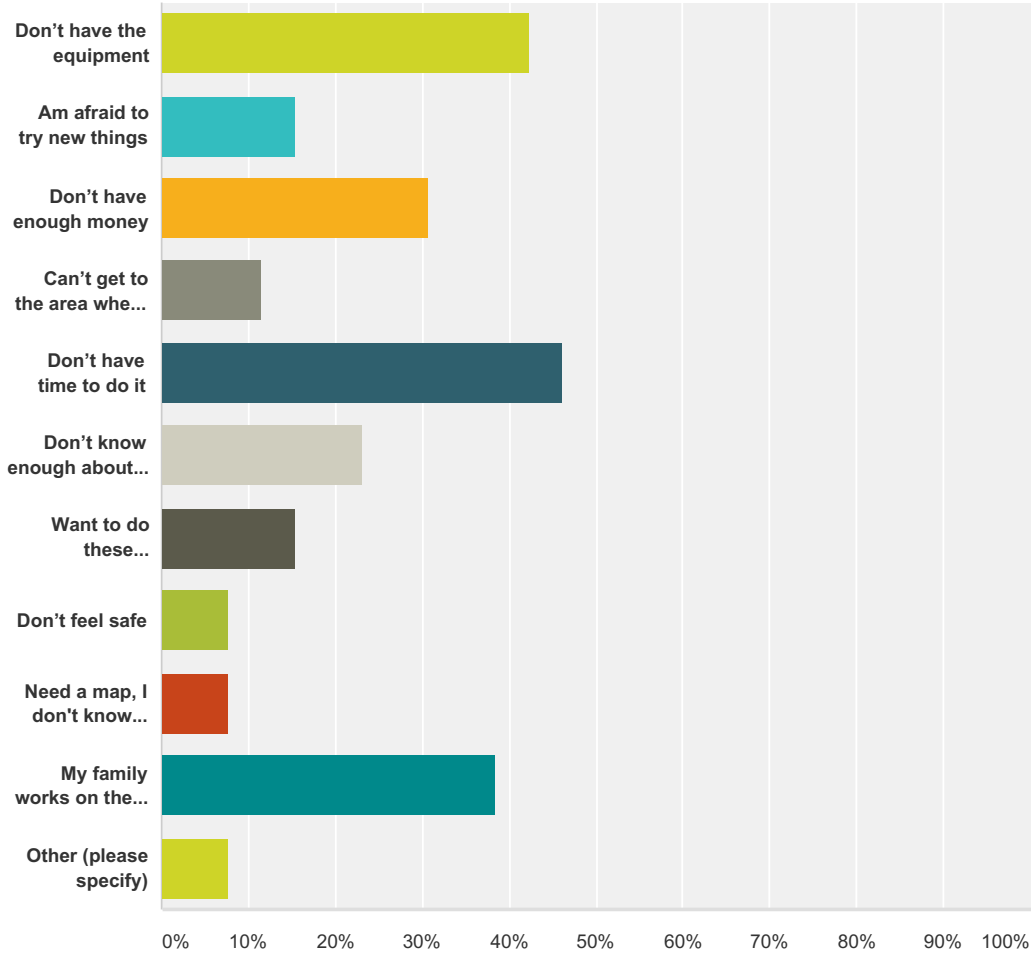
Answer Choices	Responses
	15.38% 4
	34.62% 9
	0.00% 0
	0.00% 0

Nature Connection Survey

	7.69%	2
	3.85%	1
	3.85%	1
	0.00%	0
	3.85%	1
	23.08%	6
	7.69%	2
Total		26

**Q40 What obstacles keep you (and your family) from trying new activities outdoors?
Please choose your top 3:**

Answered: 26 Skipped: 2



Answer Choices	Responses
Don't have the equipment	42.31% 11
Am afraid to try new things	15.38% 4
Don't have enough money	30.77% 8
Can't get to the area where I can do the activity (transportation is a problem)	11.54% 3
Don't have time to do it	46.15% 12
Don't know enough about the activity	23.08% 6
Want to do these activities with my friends, not by myself	15.38% 4
Don't feel safe	7.69% 2
Need a map, I don't know where to go	7.69% 2
My family works on the weekends	38.46% 10

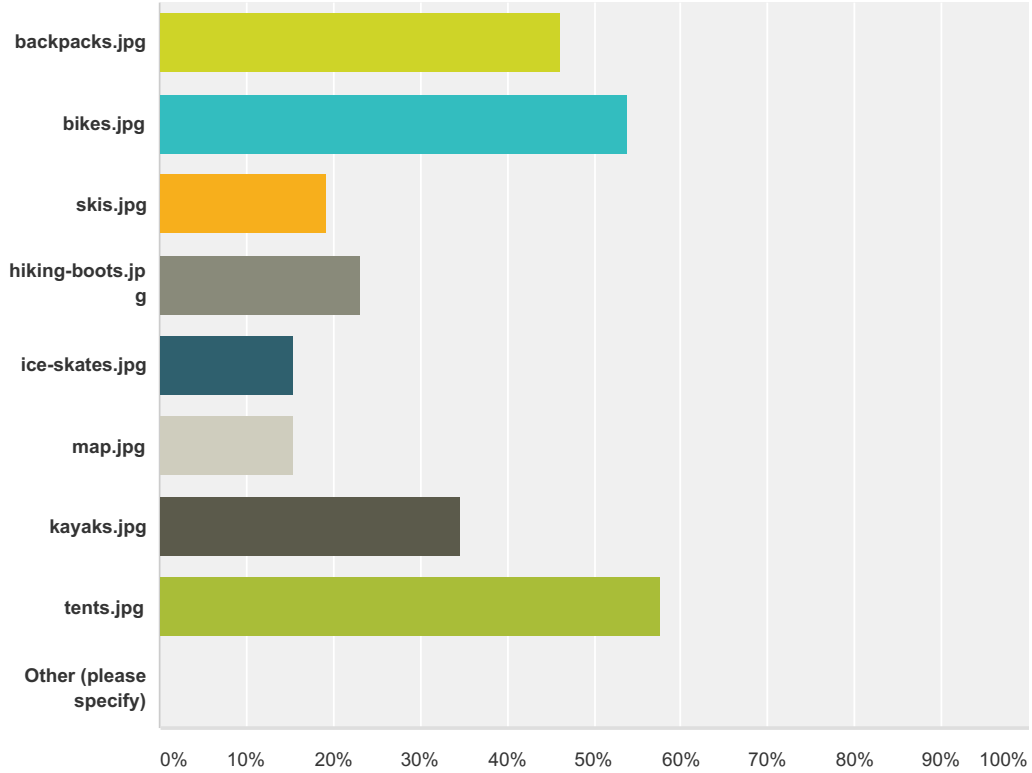
Nature Connection Survey







Other (please specify)	7.69%	2
Total Respondents: 26		

#	Other (please specify)	Date
1	I have a 10 month old baby sister so its a little hard to go to an activity.	3/31/2016 9:33 AM
2	My dad never takes me or my sister anywhere.Plus,I don't have a freakin' family,so shut up.	3/7/2016 12:57 PM

Q41 If this equipment were available to my family and friends, I would get outside more often... (please choose your top 3):

Answered: 26 Skipped: 2



Answer Choices	Responses
	46.15% 12
	53.85% 14
	19.23% 5
	23.08% 6
	15.38% 4
	15.38% 4

Nature Connection Survey

	34.62%	9
	57.69%	15
Other (please specify)	0.00%	0
Total Respondents: 26		

#	Other (please specify)	Date
	There are no responses.	

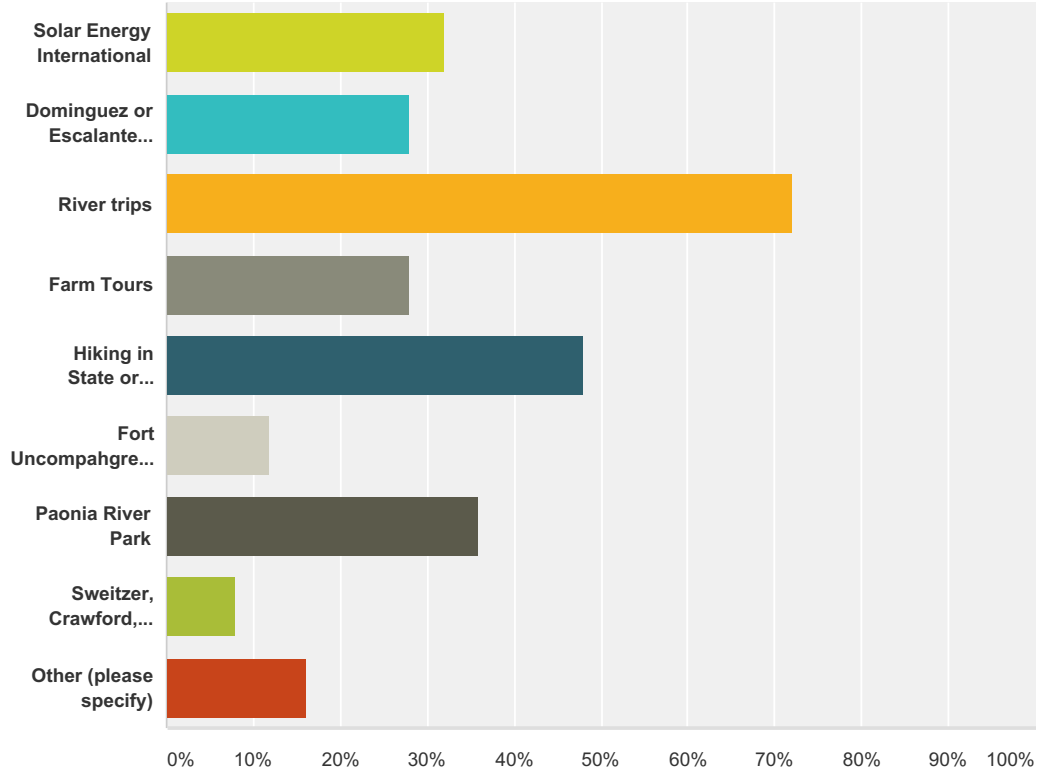
Q42 Is there any other equipment not mentioned above that you would like access to?

Answered: 6 Skipped: 22

#	Responses	Date
1	Football.	4/28/2016 2:44 PM
2	fishing pole	4/21/2016 8:53 AM
3	rain equipment	3/31/2016 9:35 AM
4	fishing pool and bate	3/31/2016 8:50 AM
5	None	3/15/2016 9:04 AM
6	A radio and other miscellaneous stuff you don't need to know.	3/7/2016 12:58 PM

Q43 What school field trips would you like to participate in more often? (Please choose your top 3):

Answered: 25 Skipped: 3



Answer Choices	Responses
Solar Energy International	32.00% 8
Dominguez or Escalante Canyon	28.00% 7
River trips	72.00% 18
Farm Tours	28.00% 7
Hiking in State or National Public Lands (like Gunnison Gorge, Grand Mesa, Uncompahgre Plateau, or the West Elks)	48.00% 12
Fort Uncompahgre Living History Museum	12.00% 3
Paonia River Park	36.00% 9
Sweitzer, Crawford, Confluence, or other lake	8.00% 2
Other (please specify)	16.00% 4
Total Respondents: 25	

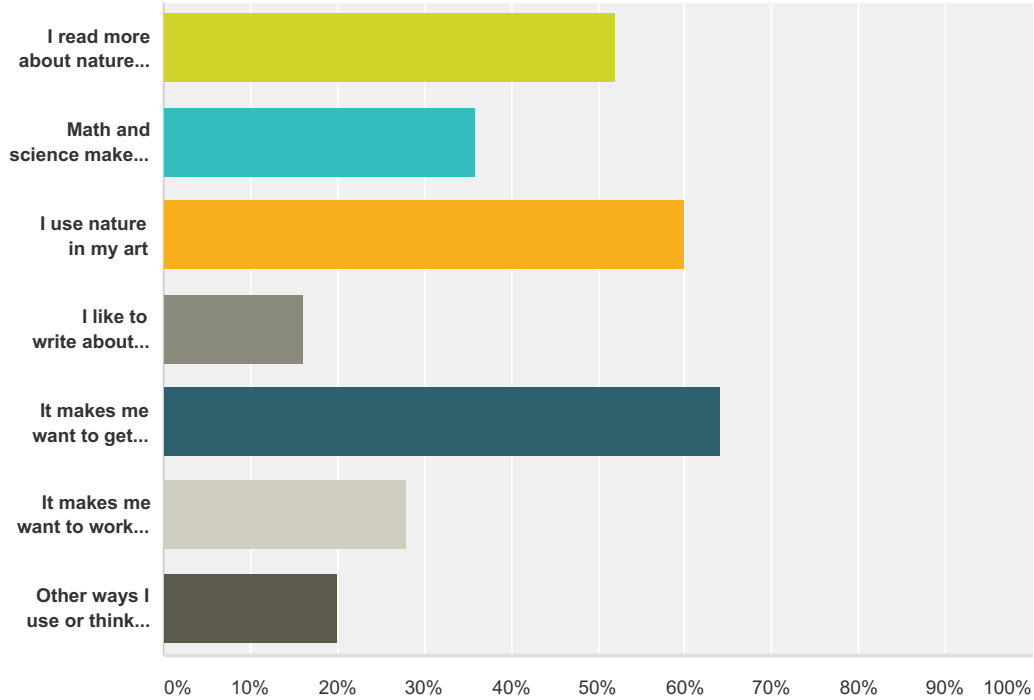
#	Other (please specify)	Date
1	swimming	3/31/2016 10:25 AM
2	coneoing	3/31/2016 9:32 AM

Nature Connection Survey

3	it would cool	3/31/2016 8:54 AM
4	Have a cool field trip to another state or to see video game players or a convention.	3/7/2016 1:01 PM

Q44 How have your school field trips connected to your life? (Please choose your top 3):

Answered: 25 Skipped: 3



Answer Choices	Responses
I read more about nature at home or school	52.00% 13
Math and science make more sense when I see how to use them	36.00% 9
I use nature in my art	60.00% 15
I like to write about what I see, hear and experience outdoors	16.00% 4
It makes me want to get outdoors more	64.00% 16
It makes me want to work in an outdoor related field when I grow up	28.00% 7
Other ways I use or think about my school field trips:	20.00% 5
Total Respondents: 25	

#	Other ways I use or think about my school field trips:	Date
1	It gives me more info about nature	3/31/2016 9:34 AM
2	awsome	3/31/2016 8:55 AM
3	shchool field trips helped me get closer to nature.	3/31/2016 8:54 AM
4	I could use it for an example of how boring these field trips are.	3/7/2016 1:03 PM
5	I like learning about nature	2/8/2016 9:38 AM

Q45 Thank you for taking the survey. If you have any other comments you would like to share please provide them here:

Answered: 4 Skipped: 24

#	Responses	Date
1	Ice Skating because I like it.	4/28/2016 2:47 PM
2	None	3/15/2016 9:05 AM
3	Next time,don't ask for personal stuff,OK?	3/7/2016 1:05 PM
4	I would love to do sports	2/8/2016 9:39 AM