

Q1 Choose your survey language:

Answered: 25 Skipped: 0



Answer Choices	Responses
English	100.00% 25
Espanol	0.00% 0
Total	25

Q2 Please choose your age range:

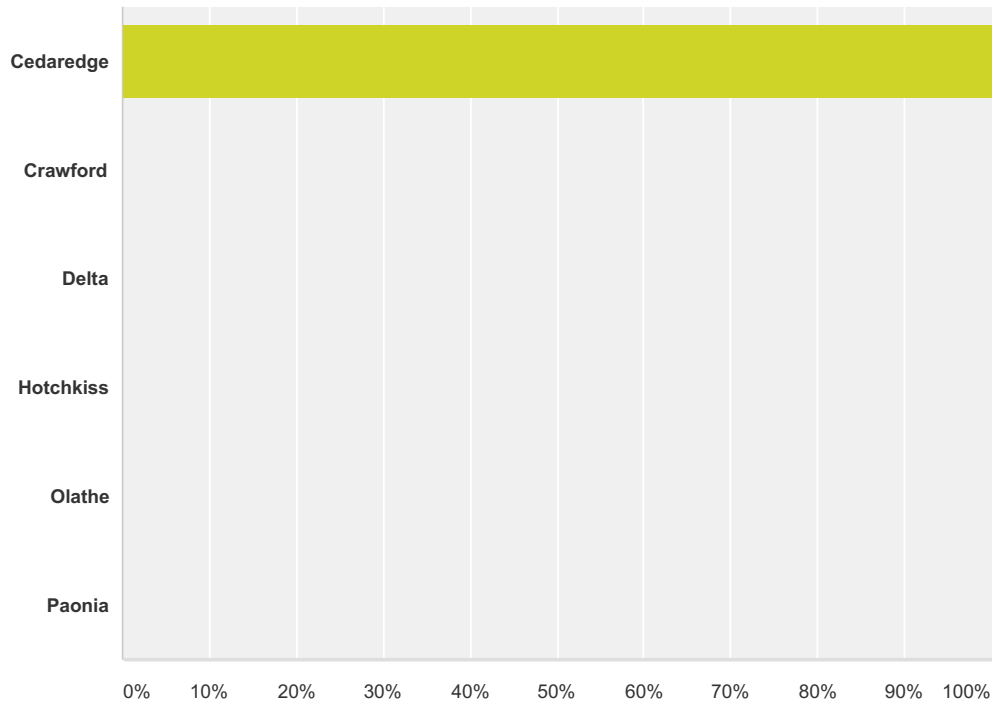
Answered: 25 Skipped: 0



Answer Choices	Responses
4-11	0.00% 0
12-18	100.00% 25
19 and up	0.00% 0
Total	25

Q31 Which town do you live closest to?

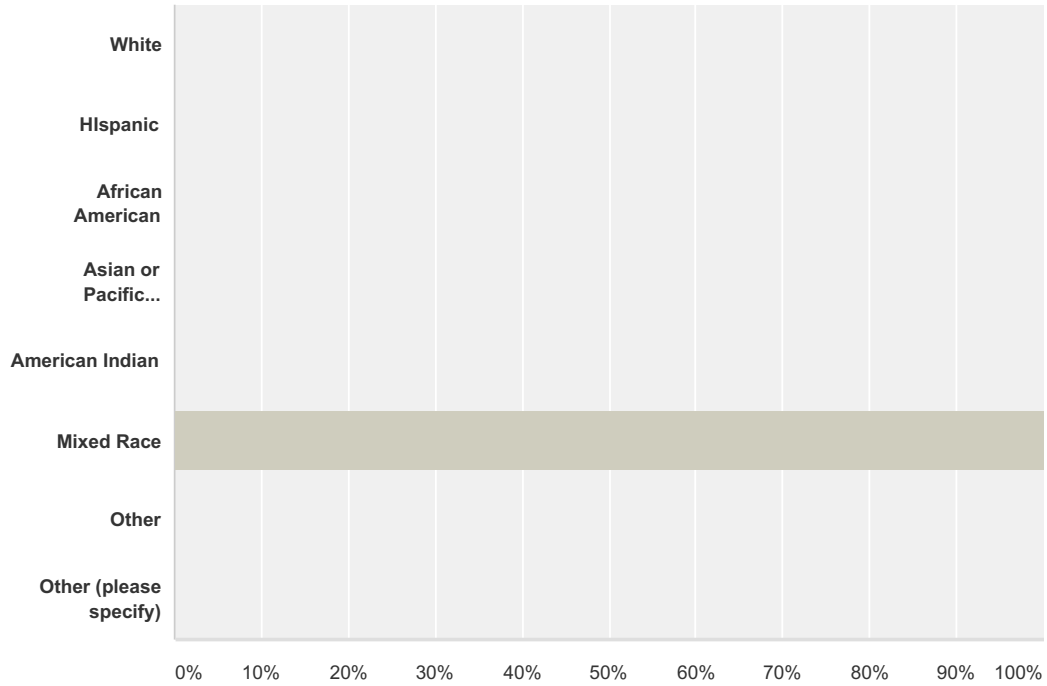
Answered: 25 Skipped: 0



Answer Choices	Responses	
Cedaredge	100.00%	25
Crawford	0.00%	0
Delta	0.00%	0
Hotchkiss	0.00%	0
Olathe	0.00%	0
Paonia	0.00%	0
Total		25

Q32 What is your ethnicity?

Answered: 25 Skipped: 0

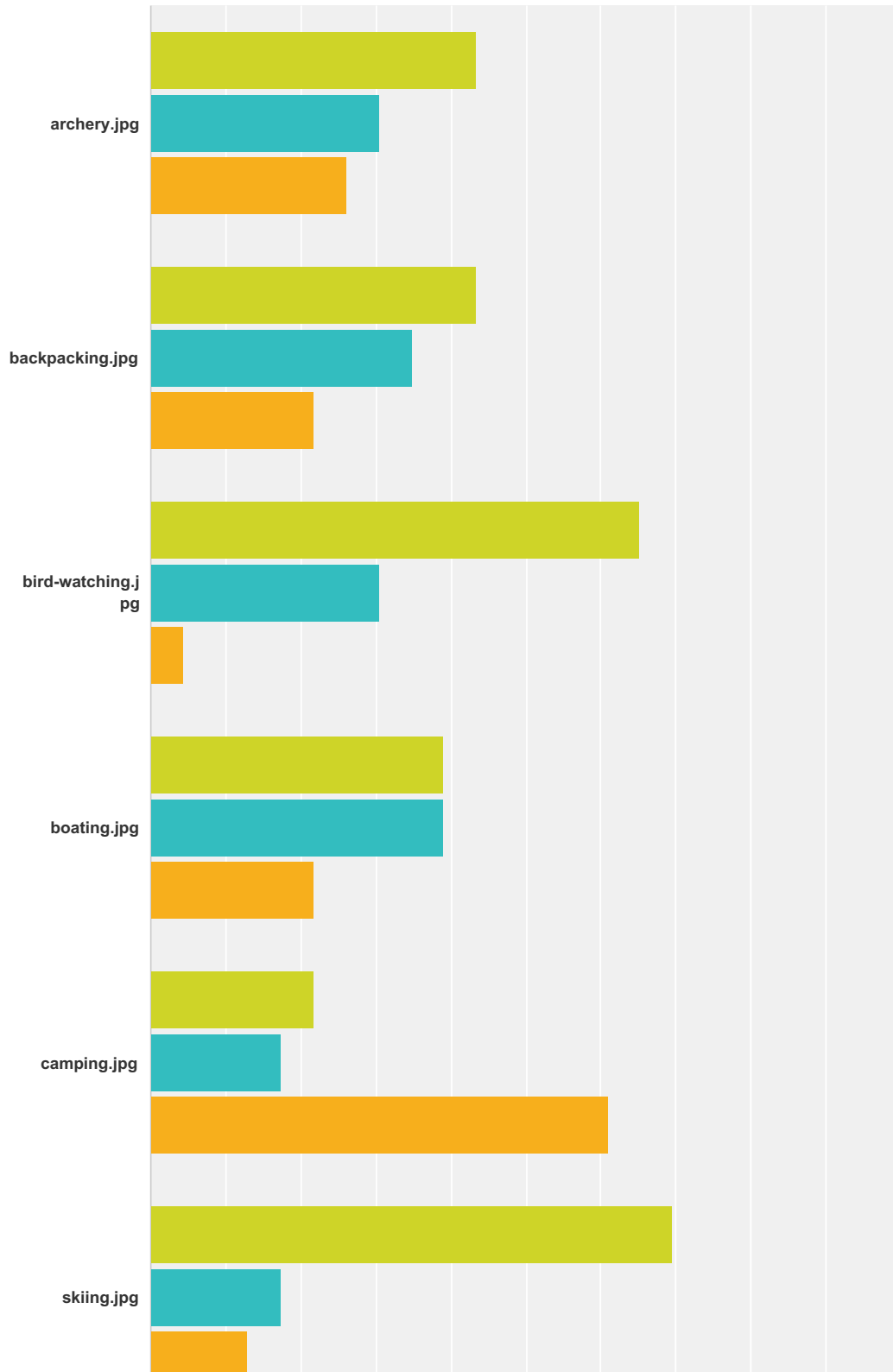


Answer Choices	Responses
White	0.00% 0
Hispanic	0.00% 0
African American	0.00% 0
Asian or Pacific Islander	0.00% 0
American Indian	0.00% 0
Mixed Race	100.00% 25
Other	0.00% 0
Other (please specify)	0.00% 0
Total	25

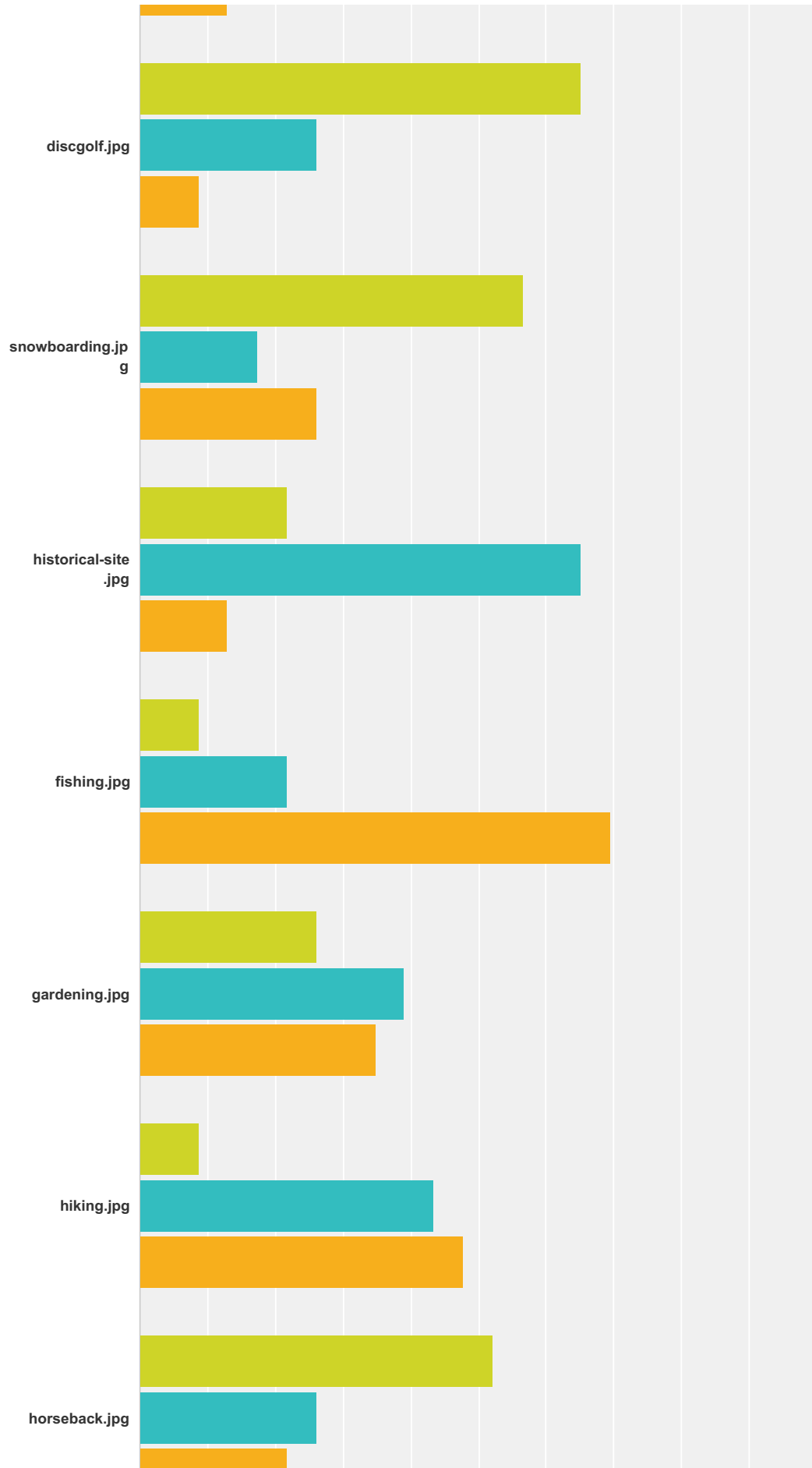
#	Other (please specify)	Date
	There are no responses.	

Q33 Below is a list of activities available to kids and families in Western Colorado. Please indicate your level of participation in that activity:

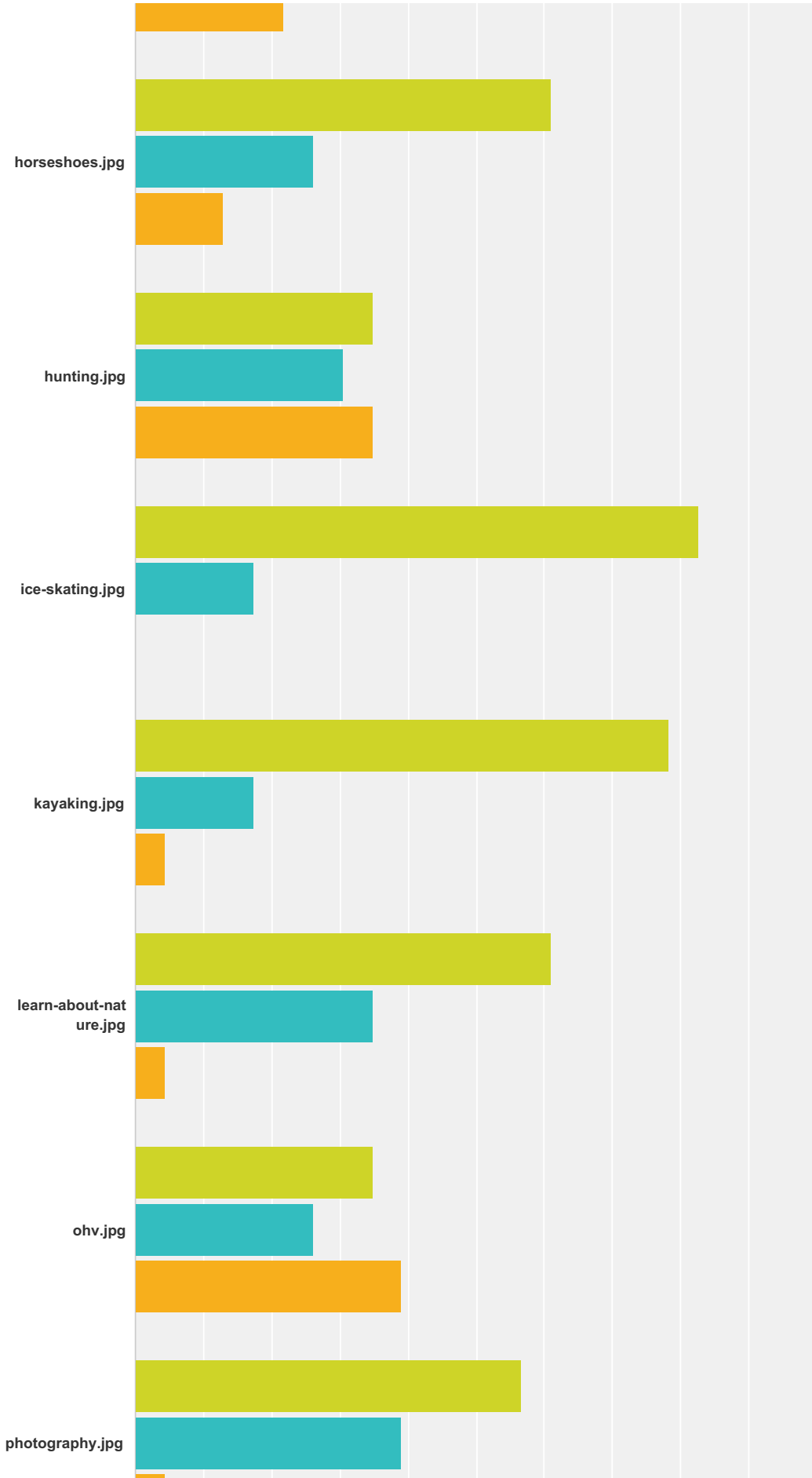
Answered: 23 Skipped: 2



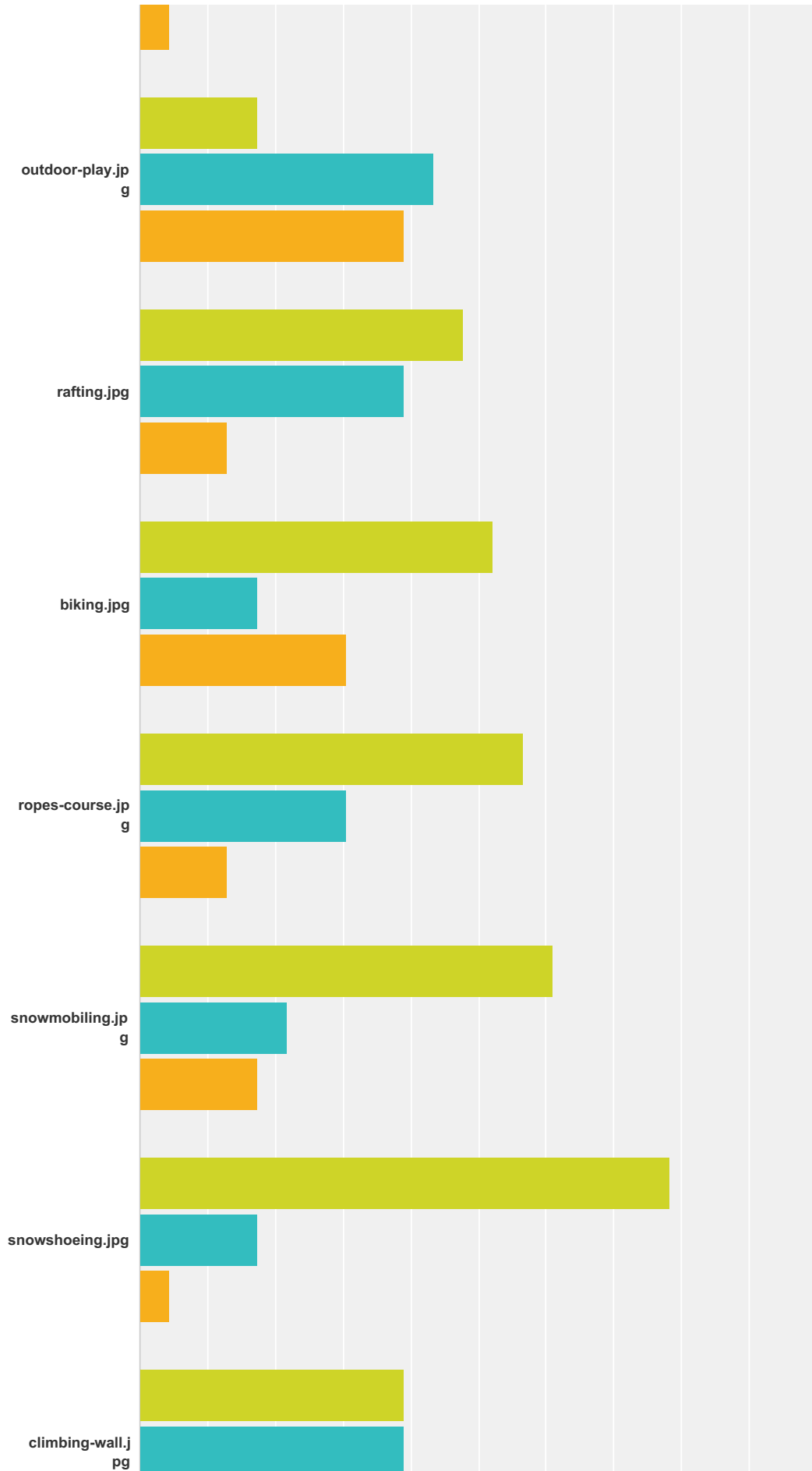
Nature Connection Survey



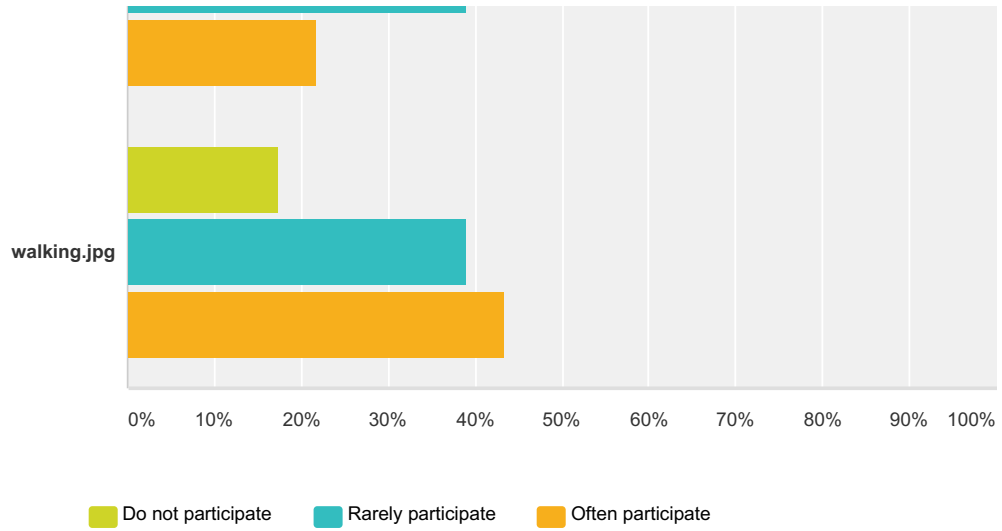
Nature Connection Survey











Nature Connection Survey















Nature Connection Survey










	Do not participate	Rarely participate	Often participate	Total
	43.48% 10	30.43% 7	26.09% 6	23
	43.48% 10	34.78% 8	21.74% 5	23
	65.22% 15	30.43% 7	4.35% 1	23
	39.13% 9	39.13% 9	21.74% 5	23
	21.74% 5	17.39% 4	60.87% 14	23
	69.57% 16	17.39% 4	13.04% 3	23
	65.22% 15	26.09% 6	8.70% 2	23
	56.52% 13	17.39% 4	26.09% 6	23

Nature Connection Survey

		21.74% 5	65.22% 15	13.04% 3	23
		8.70% 2	21.74% 5	69.57% 16	23
		26.09% 6	39.13% 9	34.78% 8	23
		8.70% 2	43.48% 10	47.83% 11	23
		52.17% 12	26.09% 6	21.74% 5	23
		60.87% 14	26.09% 6	13.04% 3	23
		34.78% 8	30.43% 7	34.78% 8	23
		82.61% 19	17.39% 4	0.00% 0	23
		78.26% 18	17.39% 4	4.35% 1	23
		60.87% 14	34.78% 8	4.35% 1	23
		34.78% 8	26.09% 6	39.13% 9	23
		56.52% 13	39.13% 9	4.35% 1	23

Nature Connection Survey

		17.39% 4	43.48% 10	39.13% 9	23
		47.83% 11	39.13% 9	13.04% 3	23
		52.17% 12	17.39% 4	30.43% 7	23
		56.52% 13	30.43% 7	13.04% 3	23
		60.87% 14	21.74% 5	17.39% 4	23
		78.26% 18	17.39% 4	4.35% 1	23
		39.13% 9	39.13% 9	21.74% 5	23
		17.39% 4	39.13% 9	43.48% 10	23

Nature Connection Survey

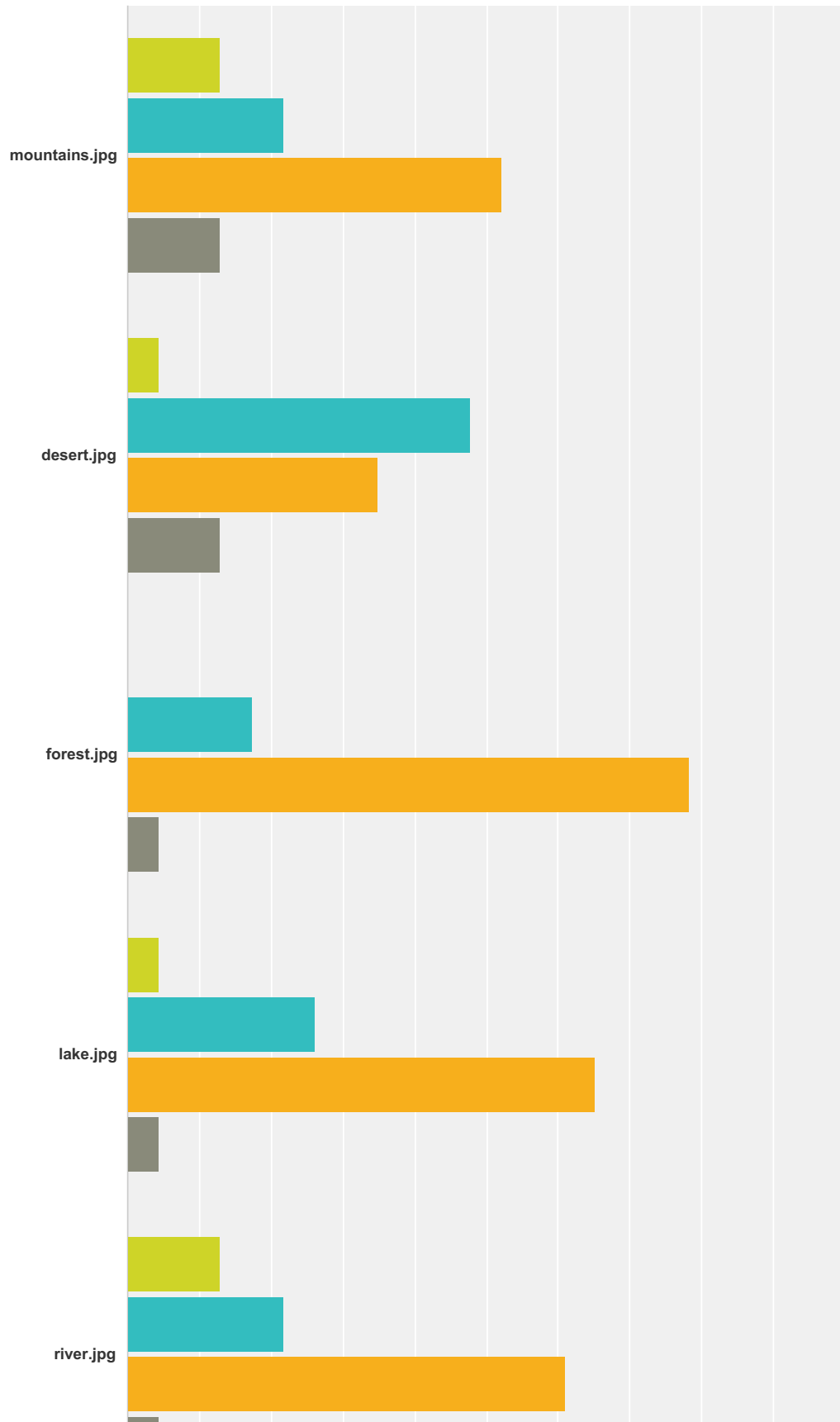
Q34 Are there any outdoor activities not listed above that you presently participate in?

Answered: 13 Skipped: 12

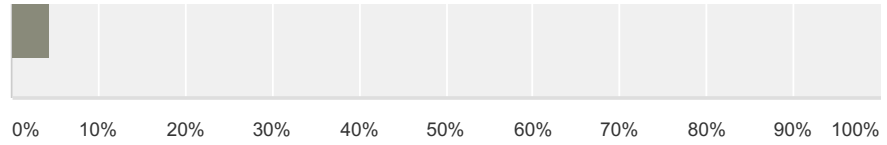
#	Responses	Date
1	Dirtbiking and bull riding	4/2/2016 10:37 AM
2	shooting ranges	3/9/2016 8:21 AM
3	Go to Denver zoo and muesem	3/9/2016 8:18 AM
4	Baseball and football	3/9/2016 8:16 AM
5	nothing	3/8/2016 12:43 PM
6	No	3/8/2016 12:43 PM
7	regular camping	3/8/2016 12:42 PM
8	no	3/8/2016 12:31 PM
9	camping rafting river floating	3/8/2016 12:28 PM
10	I like to ride ATV's	3/8/2016 12:12 PM
11	yes	3/8/2016 12:11 PM
12	No	2/24/2016 12:08 PM
13	i would love to try ALOT of the stuff on this list	2/5/2016 10:49 AM

Q35 How often have you done an activity in:






Answered: 23 Skipped: 2



Nature Connection Survey

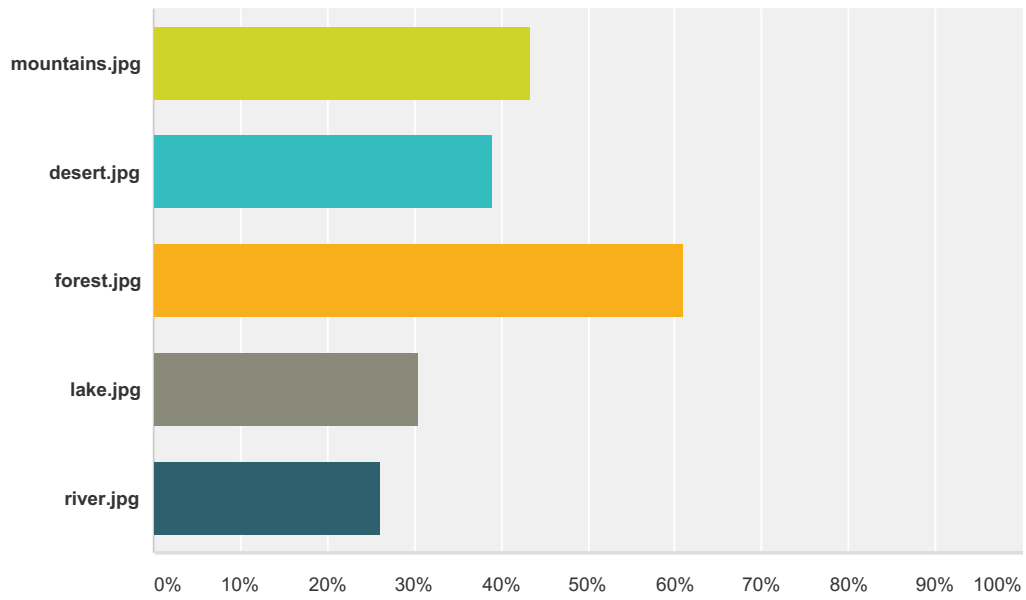







■ Never
 ■ Rarely
 ■ Often
 ■ Only on a school trip

	Never	Rarely	Often	Only on a school trip	Total
	13.04% 3	21.74% 5	52.17% 12	13.04% 3	23
	4.35% 1	47.83% 11	34.78% 8	13.04% 3	23
	0.00% 0	17.39% 4	78.26% 18	4.35% 1	23
	4.35% 1	26.09% 6	65.22% 15	4.35% 1	23
	13.04% 3	21.74% 5	60.87% 14	4.35% 1	23

**Q36 I would like to do more activities in...?
(please select your top 2 choices)**

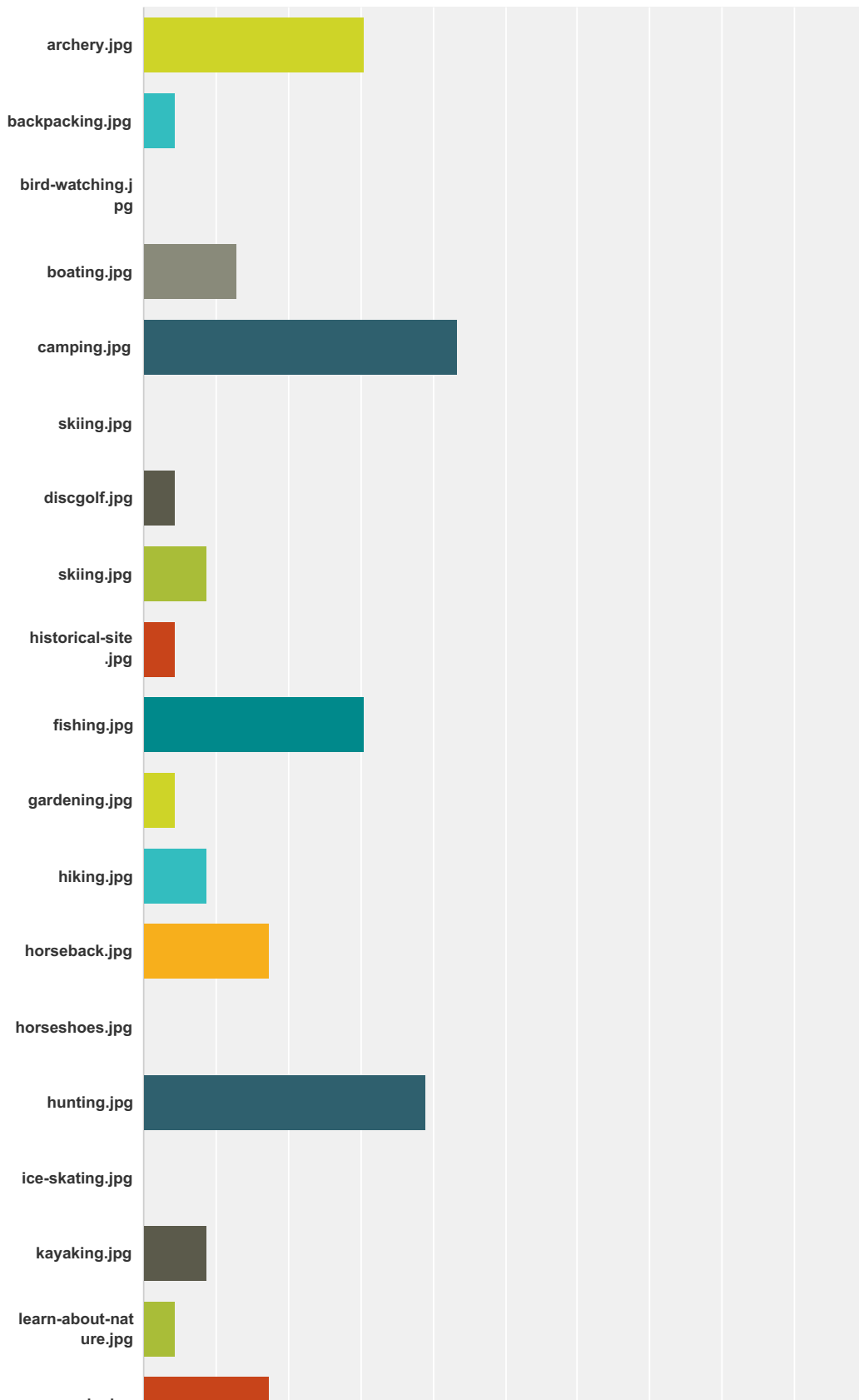
Answered: 23 Skipped: 2



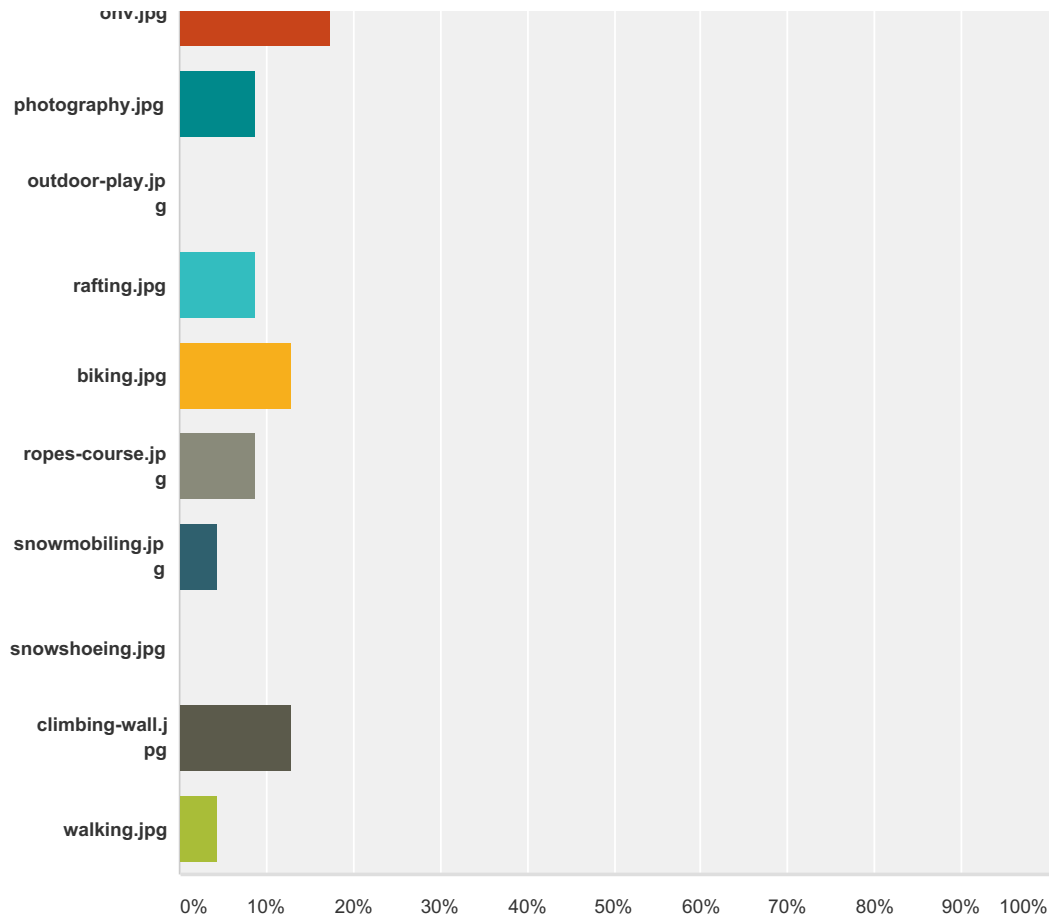
Answer Choices	Responses
	43.48% 10
	39.13% 9
	60.87% 14
	30.43% 7
	26.09% 6
Total Respondents: 23	








Q37 Please choose your 3 most favorite activities from among the following:

Answered: 23 Skipped: 2




















Nature Connection Survey



Answer Choices	Responses
	30.43% 7
	4.35% 1
	0.00% 0
	13.04% 3
	43.48% 10
	0.00% 0
	4.35% 1

Nature Connection Survey

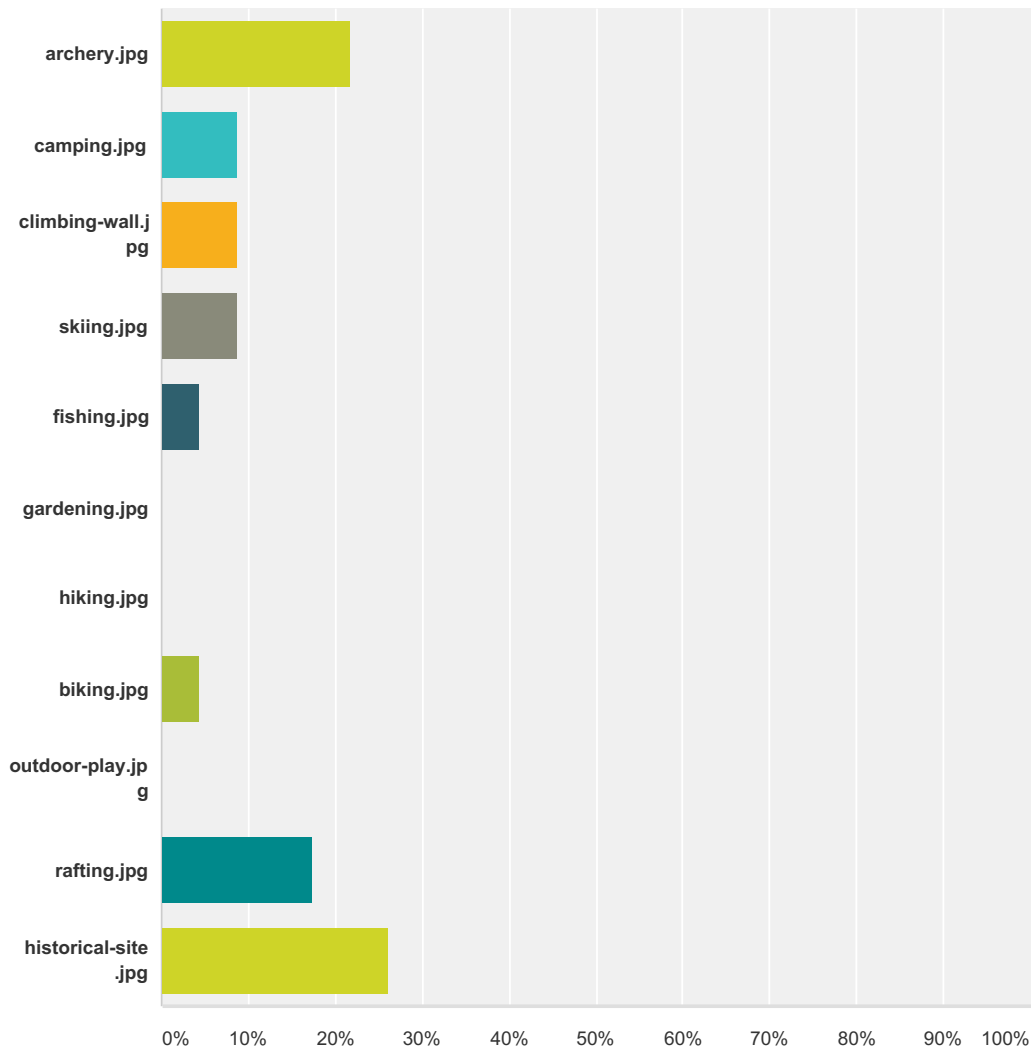
	8.70%	2
	4.35%	1
	30.43%	7
	4.35%	1
	8.70%	2
	17.39%	4
	0.00%	0
	39.13%	9
	0.00%	0
	8.70%	2
	4.35%	1
	17.39%	4
	8.70%	2
	0.00%	0
	8.70%	2
	13.04%	3
	8.70%	2





Nature Connection Survey

	4.35%	1
	0.00%	0
	13.04%	3
	4.35%	1
Total Respondents: 23		








Q38 Which new activity would you personally most like to try?

Answered: 23 Skipped: 2



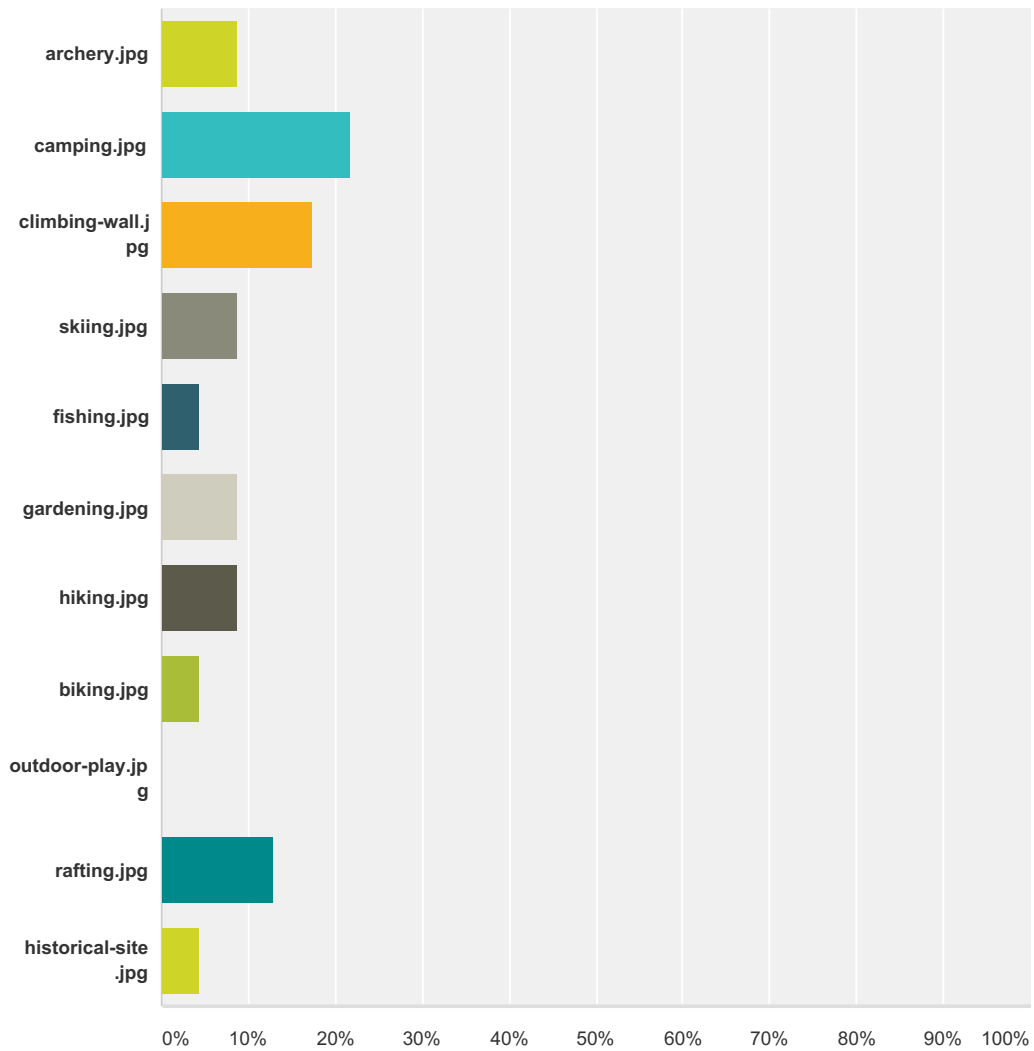
Answer Choices	Responses
	21.74% 5
	8.70% 2
	8.70% 2
	8.70% 2





Nature Connection Survey

	4.35%	1
	0.00%	0
	0.00%	0
	4.35%	1
	0.00%	0
	17.39%	4
	26.09%	6
Total		23








Q39 Which new activity would you like to try with your family?

Answered: 23 Skipped: 2



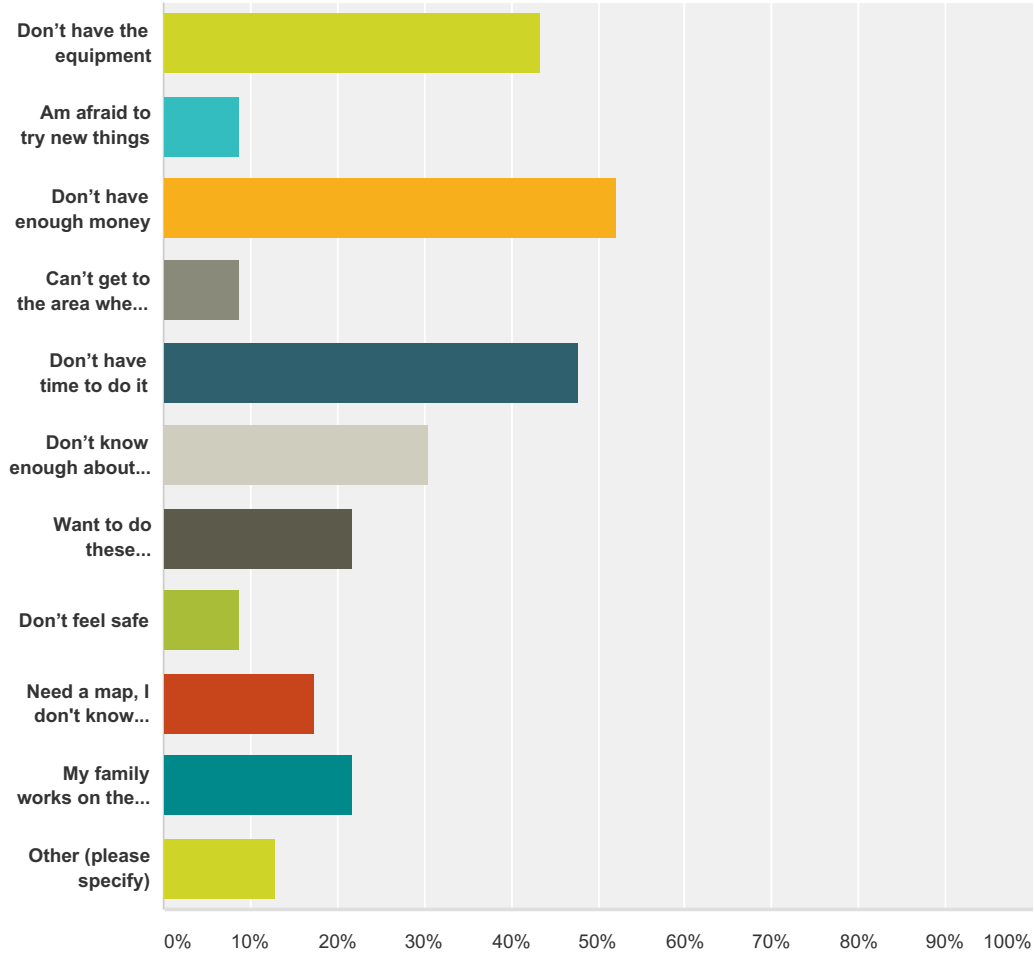
Answer Choices	Responses
	8.70% 2
	21.74% 5
	17.39% 4
	8.70% 2

Nature Connection Survey

	4.35%	1
	8.70%	2
	8.70%	2
	4.35%	1
	0.00%	0
	13.04%	3
	4.35%	1
Total		23

**Q40 What obstacles keep you (and your family) from trying new activities outdoors?
Please choose your top 3:**

Answered: 23 Skipped: 2



Answer Choices	Responses	Count
Don't have the equipment	43.48%	10
Am afraid to try new things	8.70%	2
Don't have enough money	52.17%	12
Can't get to the area where I can do the activity (transportation is a problem)	8.70%	2
Don't have time to do it	47.83%	11
Don't know enough about the activity	30.43%	7
Want to do these activities with my friends, not by myself	21.74%	5
Don't feel safe	8.70%	2
Need a map, I don't know where to go	17.39%	4
My family works on the weekends	21.74%	5

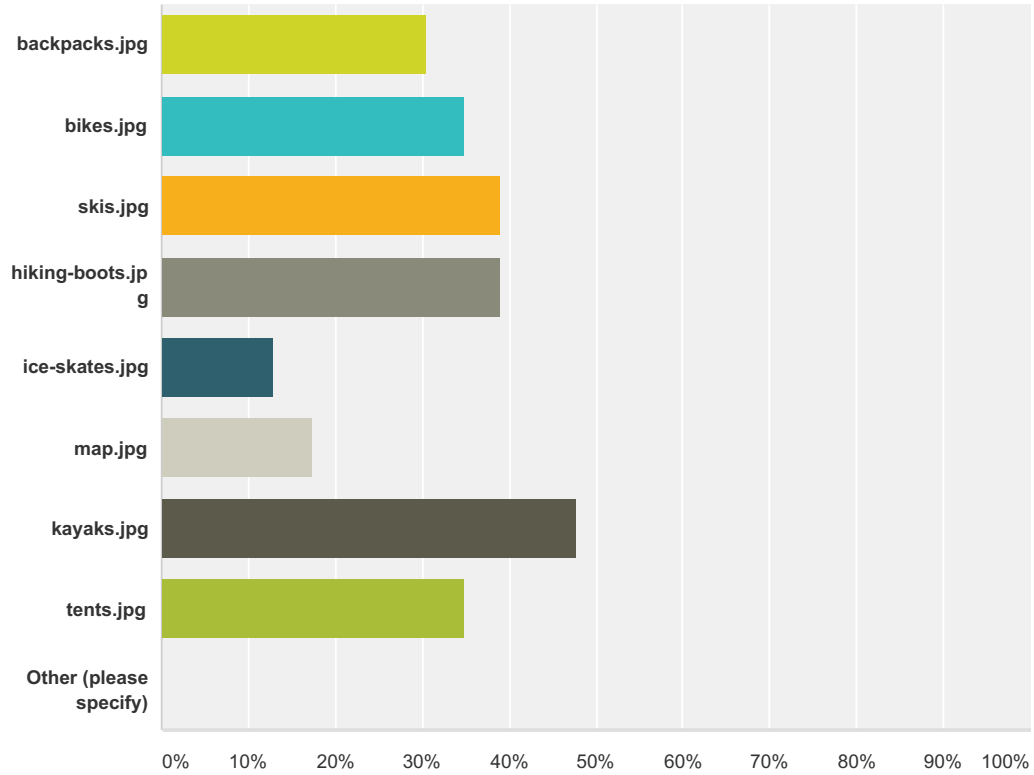
Nature Connection Survey







Other (please specify)	13.04%	3
Total Respondents: 23		

#	Other (please specify)	Date
1	I like to do things alone most of the time.	3/8/2016 10:12 AM
2	It's boring	2/24/2016 12:10 PM
3	just have old and lazy percents	2/5/2016 10:59 AM



Q41 If this equipment were available to my family and friends, I would get outside more often... (please choose your top 3):

Answered: 23 Skipped: 2



Answer Choices	Responses
	30.43% 7
	34.78% 8
	39.13% 9
	39.13% 9
	13.04% 3
	17.39% 4

Nature Connection Survey

	47.83%	11
	34.78%	8
Other (please specify)	0.00%	0
Total Respondents: 23		

#	Other (please specify)	Date
	There are no responses.	

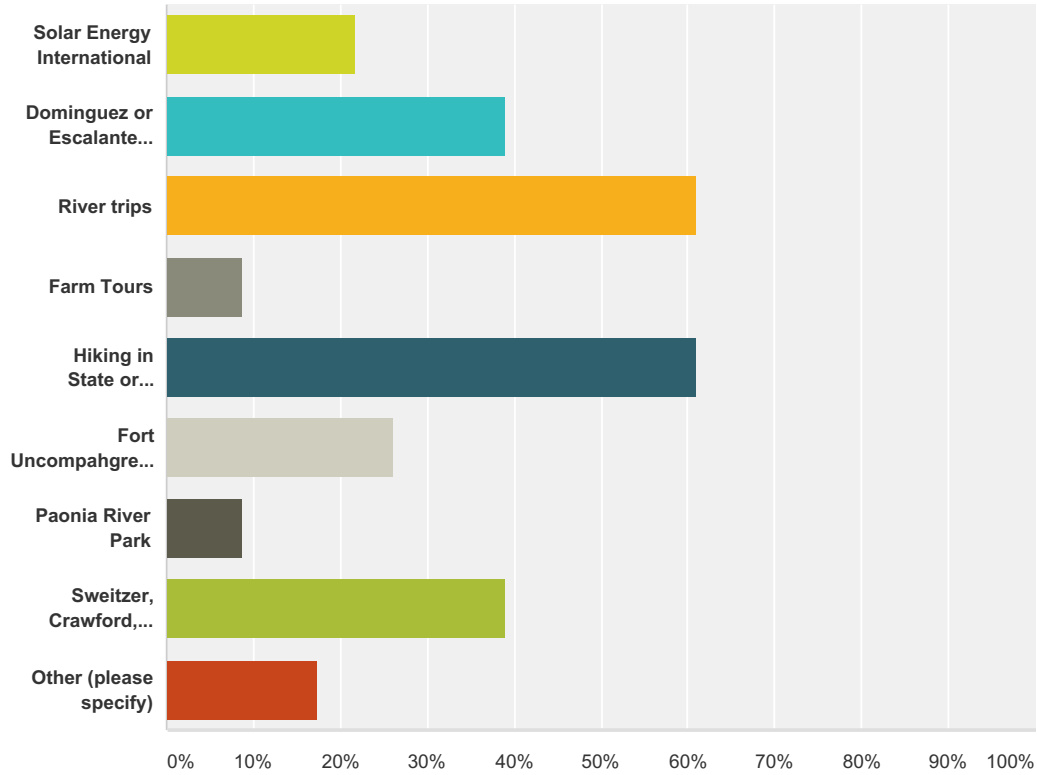
Q42 Is there any other equipment not mentioned above that you would like access to?

Answered: 3 Skipped: 22

#	Responses	Date
1	No	3/8/2016 12:45 PM
2	Climbing gear	3/8/2016 10:13 AM
3	time and not lazy parents	2/5/2016 11:02 AM

Q43 What school field trips would you like to participate in more often? (Please choose your top 3):

Answered: 23 Skipped: 2



Answer Choices	Responses
Solar Energy International	21.74% 5
Dominguez or Escalante Canyon	39.13% 9
River trips	60.87% 14
Farm Tours	8.70% 2
Hiking in State or National Public Lands (like Gunnison Gorge, Grand Mesa, Uncompahgre Plateau, or the West Elks)	60.87% 14
Fort Uncompahgre Living History Museum	26.09% 6
Paonia River Park	8.70% 2
Sweitzer, Crawford, Confluence, or other lake	39.13% 9
Other (please specify)	17.39% 4
Total Respondents: 23	

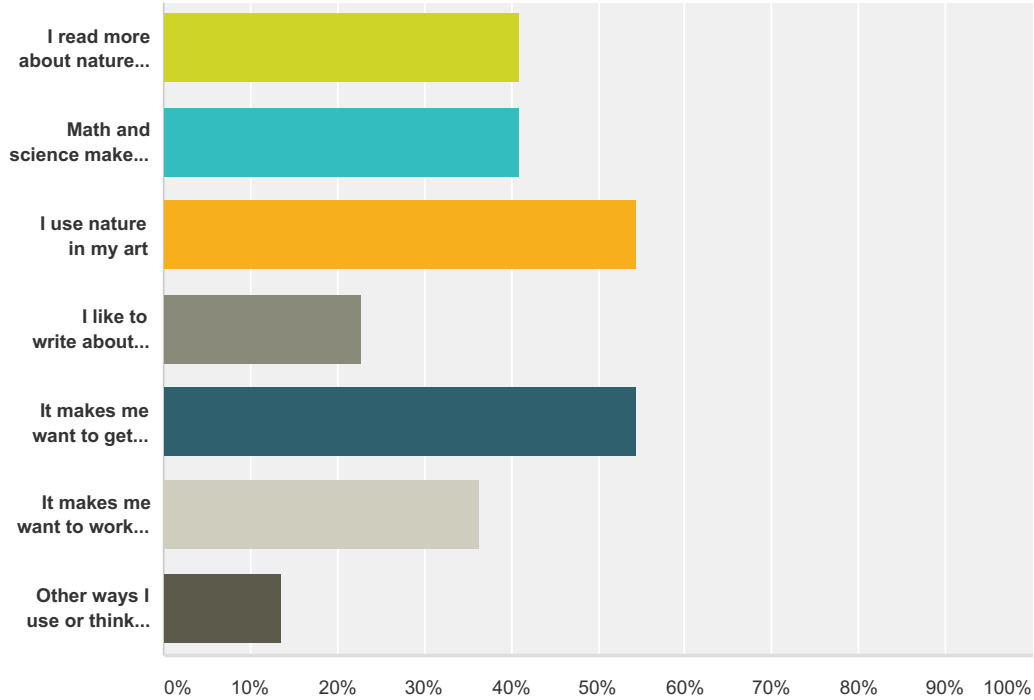
#	Other (please specify)	Date
1	going to see the broncos	3/9/2016 8:23 AM
2	denver broncos games	3/9/2016 8:20 AM

Nature Connection Survey

3	Mesa Verde	3/8/2016 10:14 AM
4	any thing really	2/5/2016 11:02 AM

Q44 How have your school field trips connected to your life? (Please choose your top 3):

Answered: 22 Skipped: 3



Answer Choices	Responses
I read more about nature at home or school	40.91% 9
Math and science make more sense when I see how to use them	40.91% 9
I use nature in my art	54.55% 12
I like to write about what I see, hear and experience outdoors	22.73% 5
It makes me want to get outdoors more	54.55% 12
It makes me want to work in an outdoor related field when I grow up	36.36% 8
Other ways I use or think about my school field trips:	13.64% 3
Total Respondents: 22	

#	Other ways I use or think about my school field trips:	Date
1	Never been to a school field trip at Cedaredge High School.	3/8/2016 12:30 PM
2	I use nature in my books	3/8/2016 10:14 AM
3	its really fun and exiting and out helps me learn doing things hands on or kinistheticly	2/5/2016 11:05 AM

Nature Connection Survey

Q45 Thank you for taking the survey. If you have any other comments you would like to share please provide them here:

Answered: 2 Skipped: 23

#	Responses	Date
1	no	3/8/2016 12:32 PM
2	i would really like it if there was more school field trips	2/5/2016 11:06 AM