

Q1 Choose your survey language:

Answered: 32 Skipped: 0



Answer Choices	Responses
English	100.00% 32
Espanol	0.00% 0
Total	32

Q2 Please choose your age range:

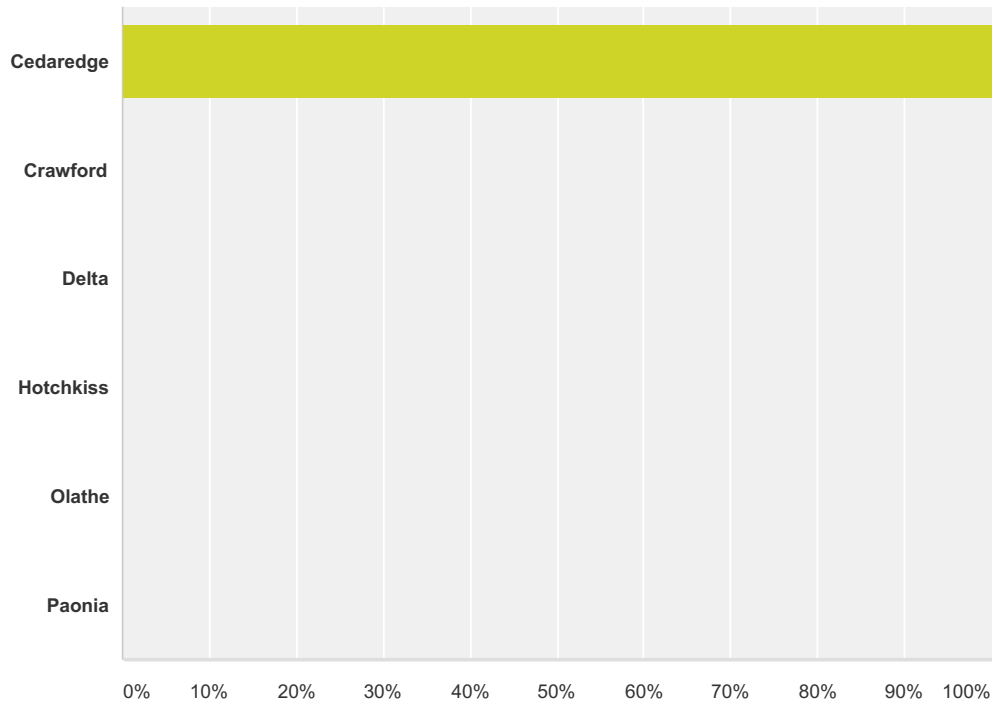
Answered: 32 Skipped: 0



Answer Choices	Responses
4-11	0.00% 0
12-18	100.00% 32
19 and up	0.00% 0
Total	32

Q31 Which town do you live closest to?

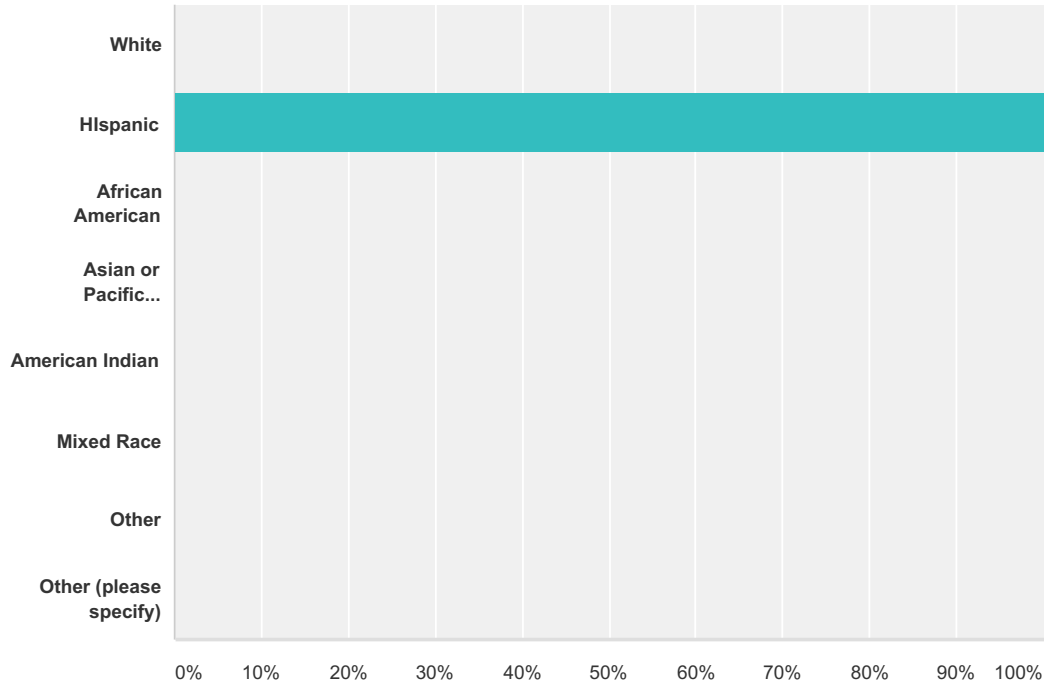
Answered: 32 Skipped: 0



Answer Choices	Responses	
Cedaredge	100.00%	32
Crawford	0.00%	0
Delta	0.00%	0
Hotchkiss	0.00%	0
Olathe	0.00%	0
Paonia	0.00%	0
Total		32

Q32 What is your ethnicity?

Answered: 32 Skipped: 0

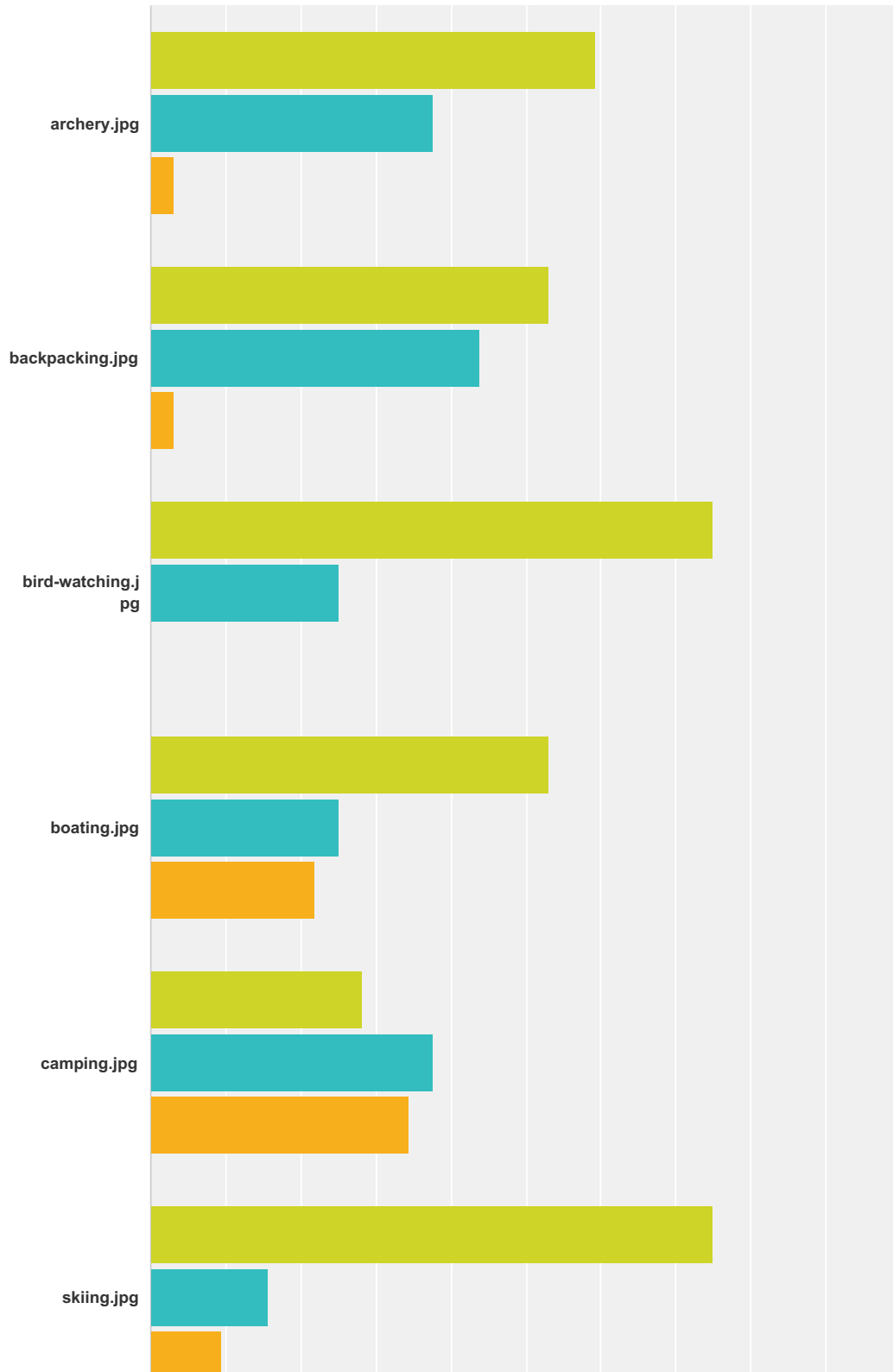


Answer Choices	Responses
White	0.00% 0
Hispanic	100.00% 32
African American	0.00% 0
Asian or Pacific Islander	0.00% 0
American Indian	0.00% 0
Mixed Race	0.00% 0
Other	0.00% 0
Other (please specify)	0.00% 0
Total	32

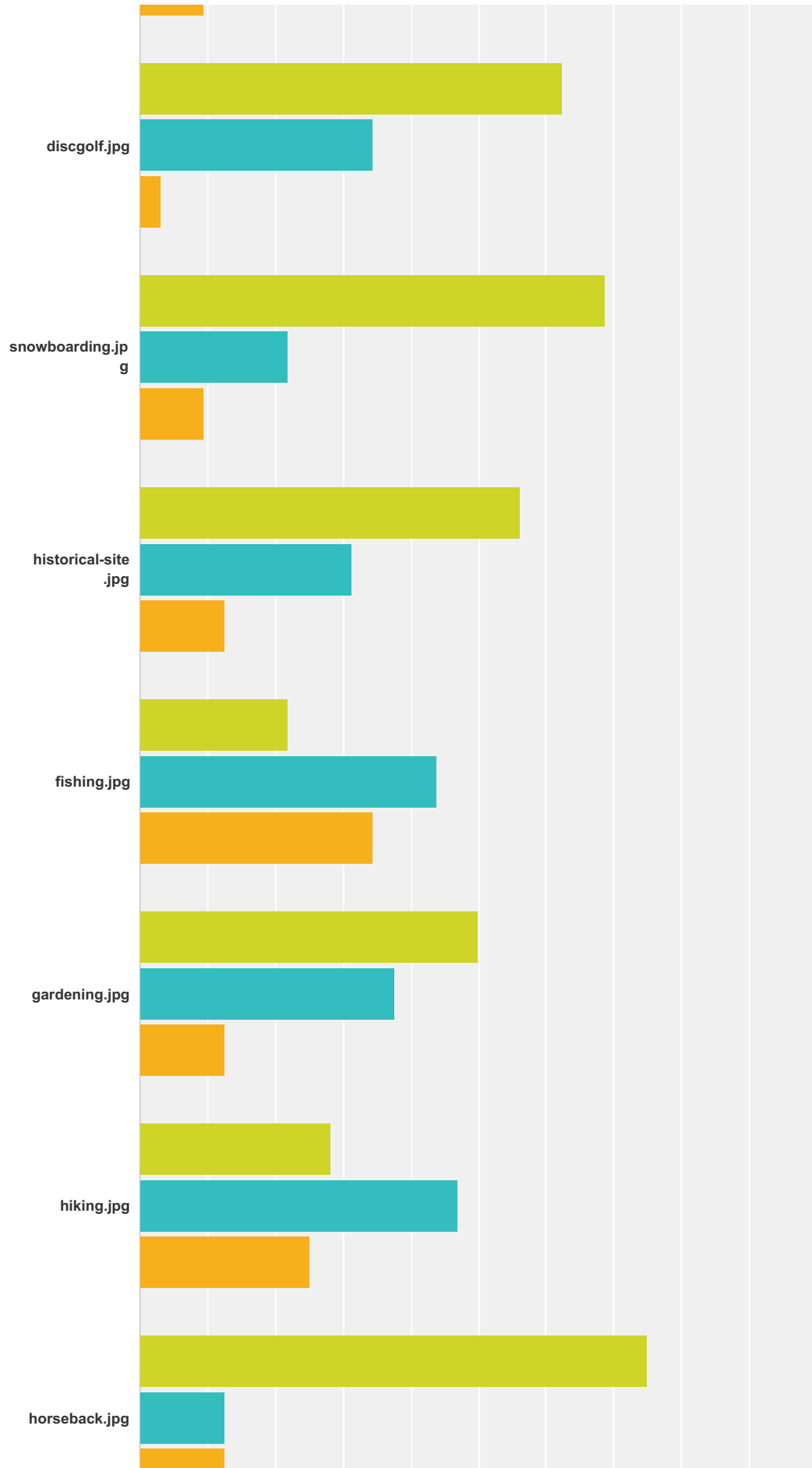
#	Other (please specify)	Date
	There are no responses.	

Q33 Below is a list of activities available to kids and families in Western Colorado. Please indicate your level of participation in that activity:

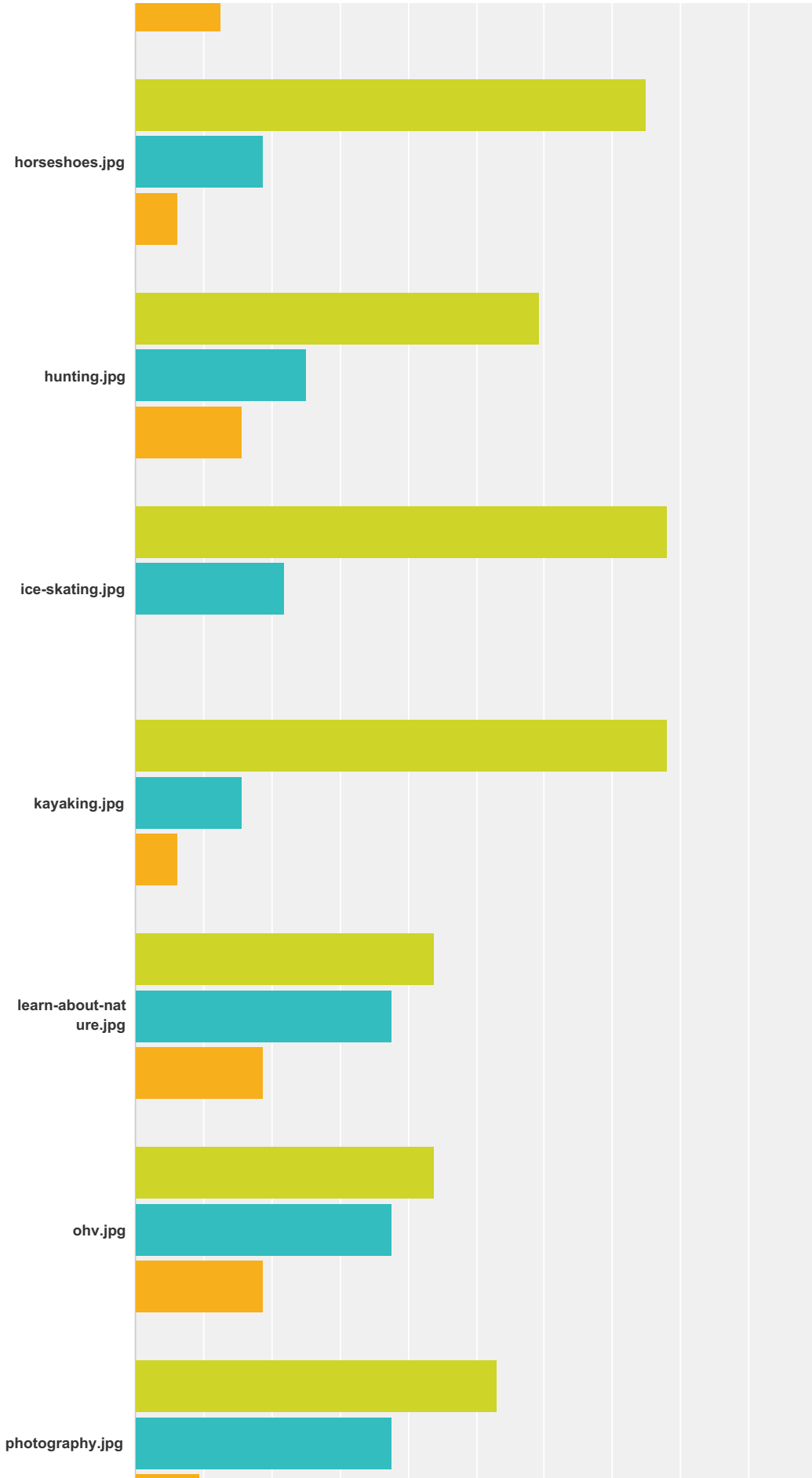
Answered: 32 Skipped: 0



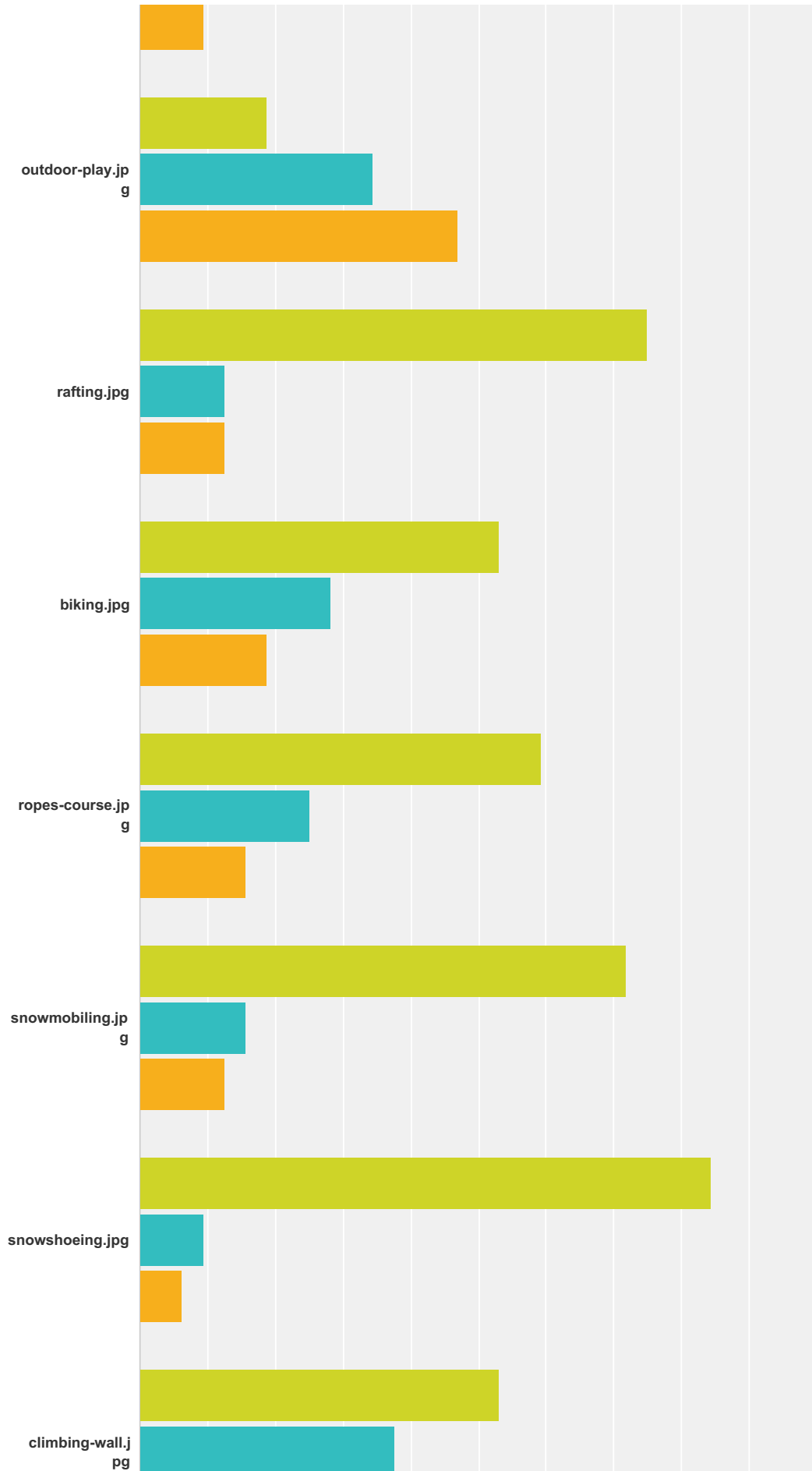
Nature Connection Survey



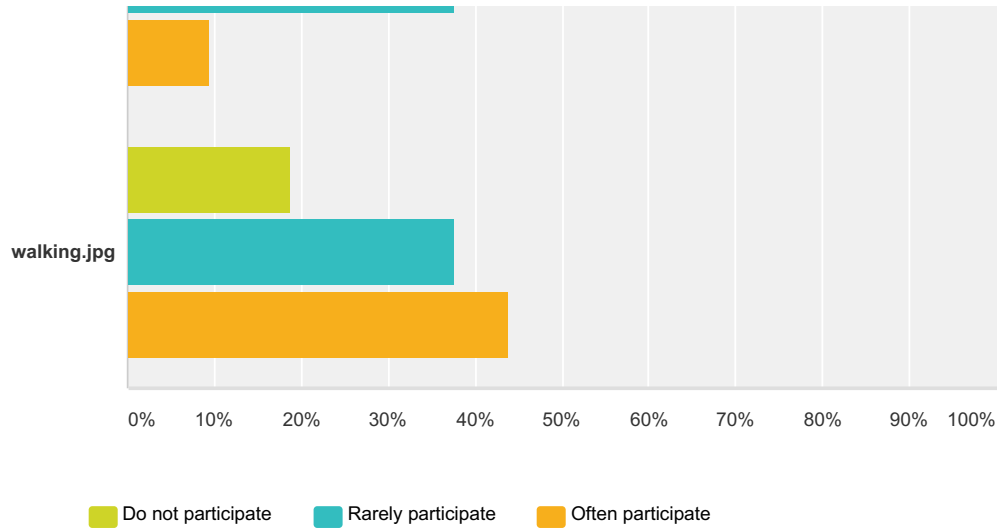
Nature Connection Survey











Nature Connection Survey















Nature Connection Survey











	Do not participate	Rarely participate	Often participate	Total
	59.38% 19	37.50% 12	3.13% 1	32
	53.13% 17	43.75% 14	3.13% 1	32
	75.00% 24	25.00% 8	0.00% 0	32
	53.13% 17	25.00% 8	21.88% 7	32
	28.13% 9	37.50% 12	34.38% 11	32
	75.00% 24	15.63% 5	9.38% 3	32
	62.50% 20	34.38% 11	3.13% 1	32
	68.75% 22	21.88% 7	9.38% 3	32

Nature Connection Survey

		56.25% 18	31.25% 10	12.50% 4	32
		21.88% 7	43.75% 14	34.38% 11	32
		50.00% 16	37.50% 12	12.50% 4	32
		28.13% 9	46.88% 15	25.00% 8	32
		75.00% 24	12.50% 4	12.50% 4	32
		75.00% 24	18.75% 6	6.25% 2	32
		59.38% 19	25.00% 8	15.63% 5	32
		78.13% 25	21.88% 7	0.00% 0	32
		78.13% 25	15.63% 5	6.25% 2	32
		43.75% 14	37.50% 12	18.75% 6	32
		43.75% 14	37.50% 12	18.75% 6	32
		53.13% 17	37.50% 12	9.38% 3	32

Nature Connection Survey

		18.75% 6	34.38% 11	46.88% 15	32
		75.00% 24	12.50% 4	12.50% 4	32
		53.13% 17	28.13% 9	18.75% 6	32
		59.38% 19	25.00% 8	15.63% 5	32
		71.88% 23	15.63% 5	12.50% 4	32
		84.38% 27	9.38% 3	6.25% 2	32
		53.13% 17	37.50% 12	9.38% 3	32
		18.75% 6	37.50% 12	43.75% 14	32

Nature Connection Survey

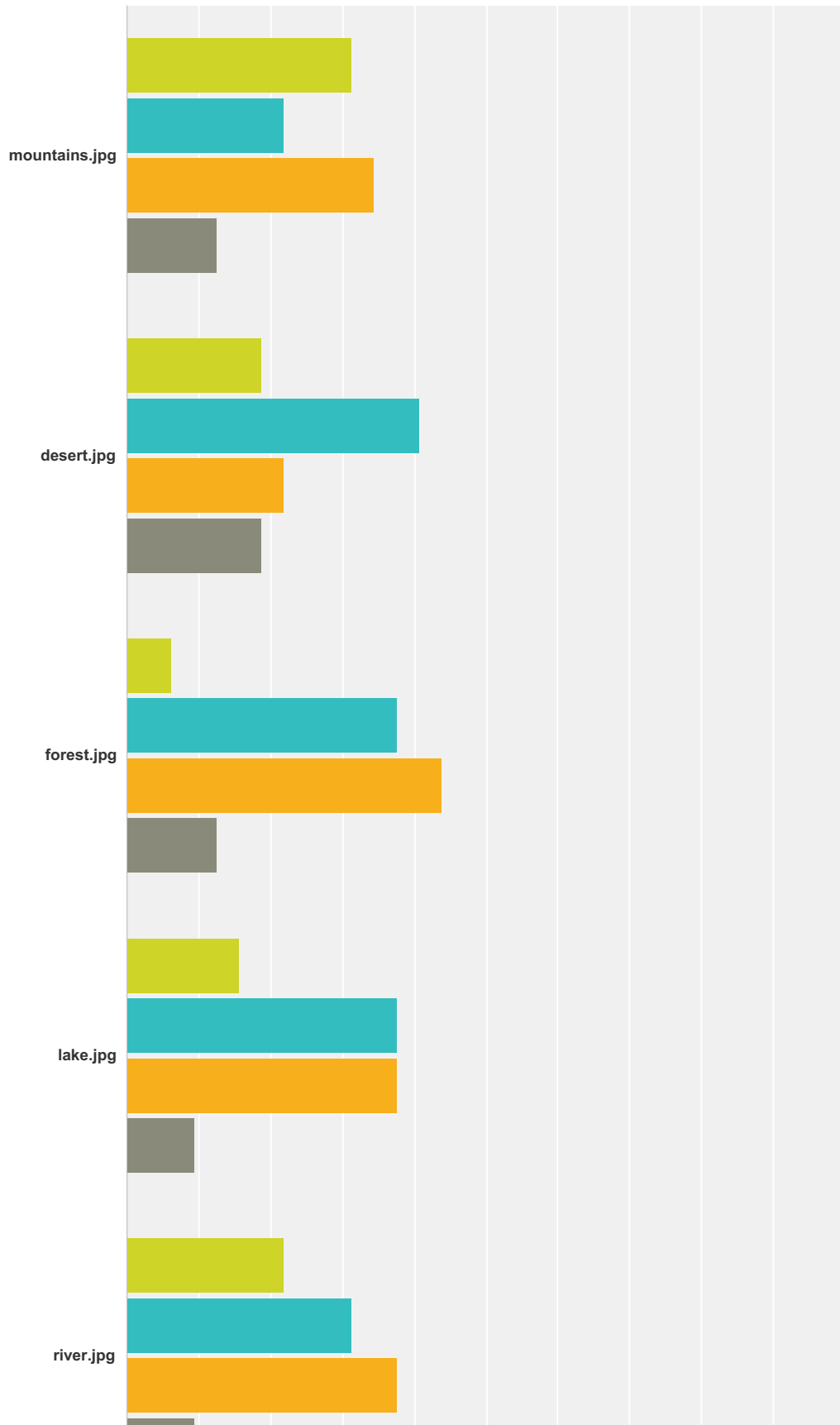
Q34 Are there any outdoor activities not listed above that you presently participate in?

Answered: 15 Skipped: 17

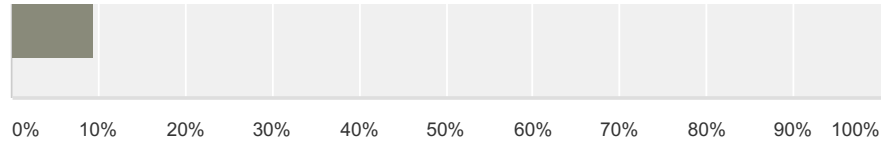
#	Responses	Date
1	Watching TV	3/8/2016 12:42 PM
2	Tramp l pet cats	3/8/2016 12:28 PM
3	partying	3/8/2016 12:11 PM
4	no	3/8/2016 12:11 PM
5	softball running from the cops discovering more abandoned places	3/8/2016 11:58 AM
6	yes, soccer	3/8/2016 10:10 AM
7	no	3/8/2016 10:09 AM
8	no	3/8/2016 10:09 AM
9	jumping	3/8/2016 8:23 AM
10	Shooting;-)	3/2/2016 8:25 AM
11	No	2/24/2016 12:16 PM
12	soccer, tug-a-war, volleyball	2/9/2016 10:20 AM
13	None	2/8/2016 10:33 AM
14	No	2/8/2016 10:28 AM
15	Skate boarding	2/5/2016 9:41 AM

Q35 How often have you done an activity in:






Answered: 32 Skipped: 0



Nature Connection Survey

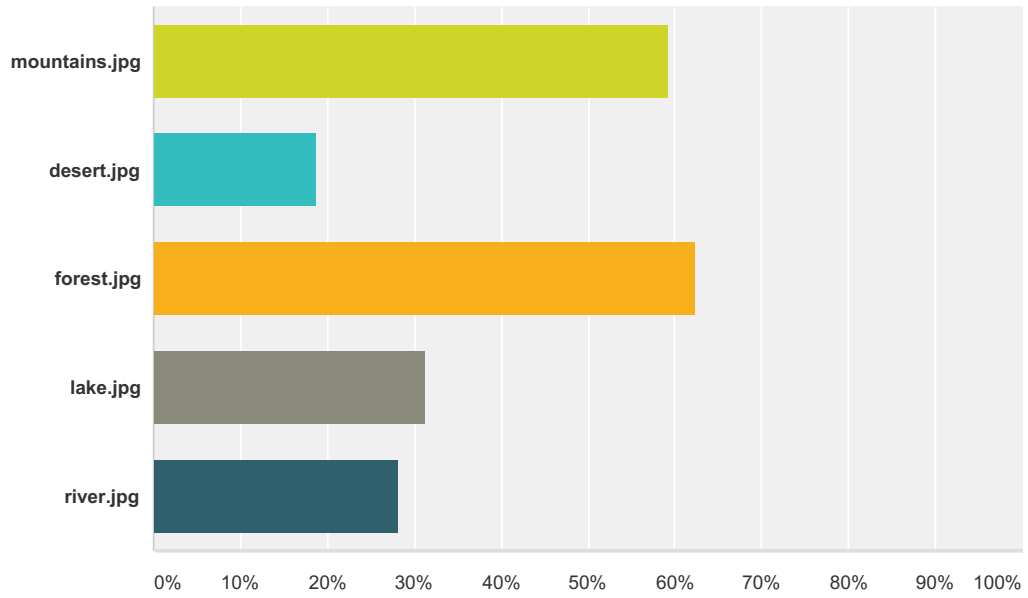







■ Never
 ■ Rarely
 ■ Often
 ■ Only on a school trip

	Never	Rarely	Often	Only on a school trip	Total
	31.25% 10	21.88% 7	34.38% 11	12.50% 4	32
	18.75% 6	40.63% 13	21.88% 7	18.75% 6	32
	6.25% 2	37.50% 12	43.75% 14	12.50% 4	32
	15.63% 5	37.50% 12	37.50% 12	9.38% 3	32
	21.88% 7	31.25% 10	37.50% 12	9.38% 3	32

**Q36 I would like to do more activities in...?
(please select your top 2 choices)**

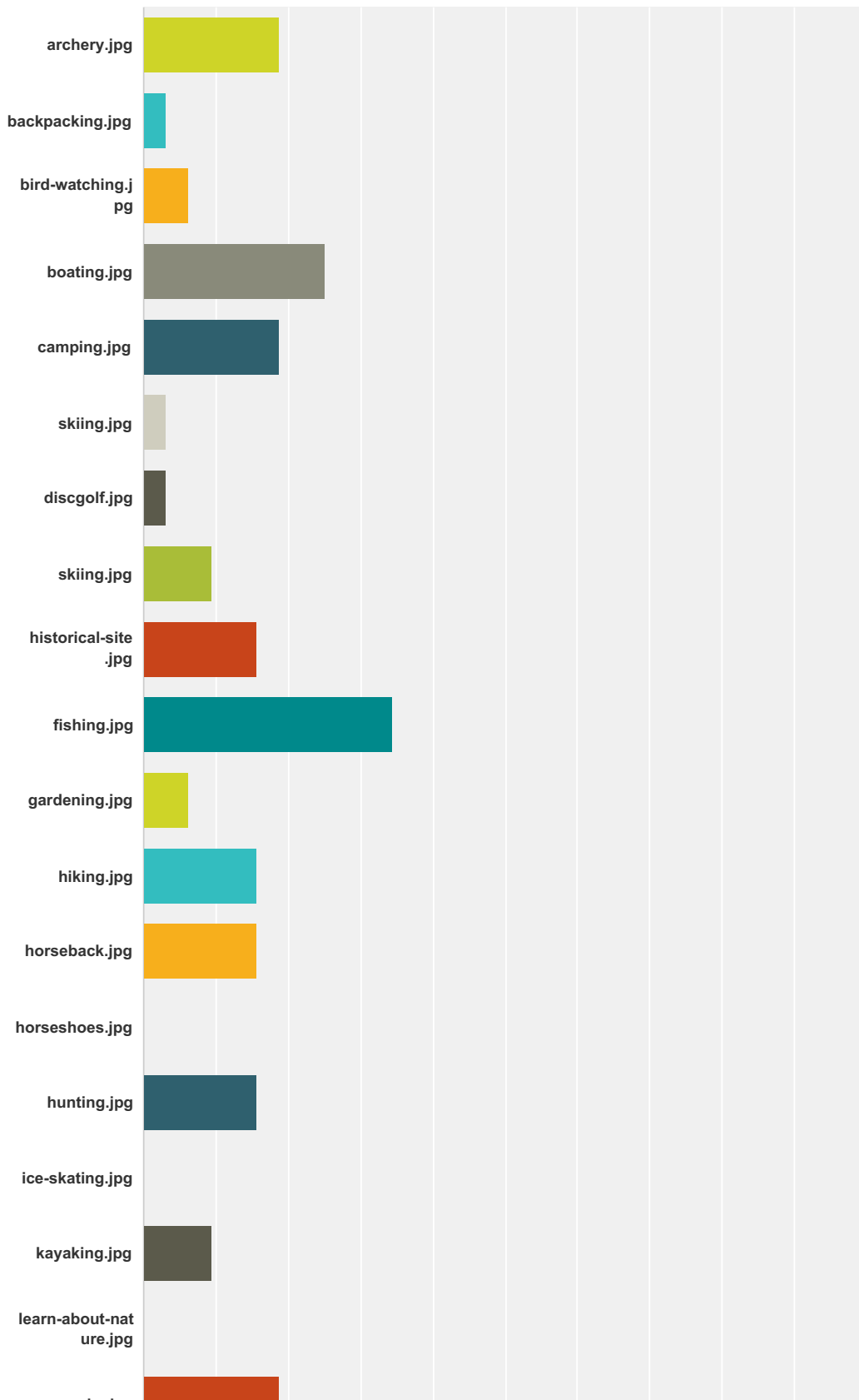
Answered: 32 Skipped: 0



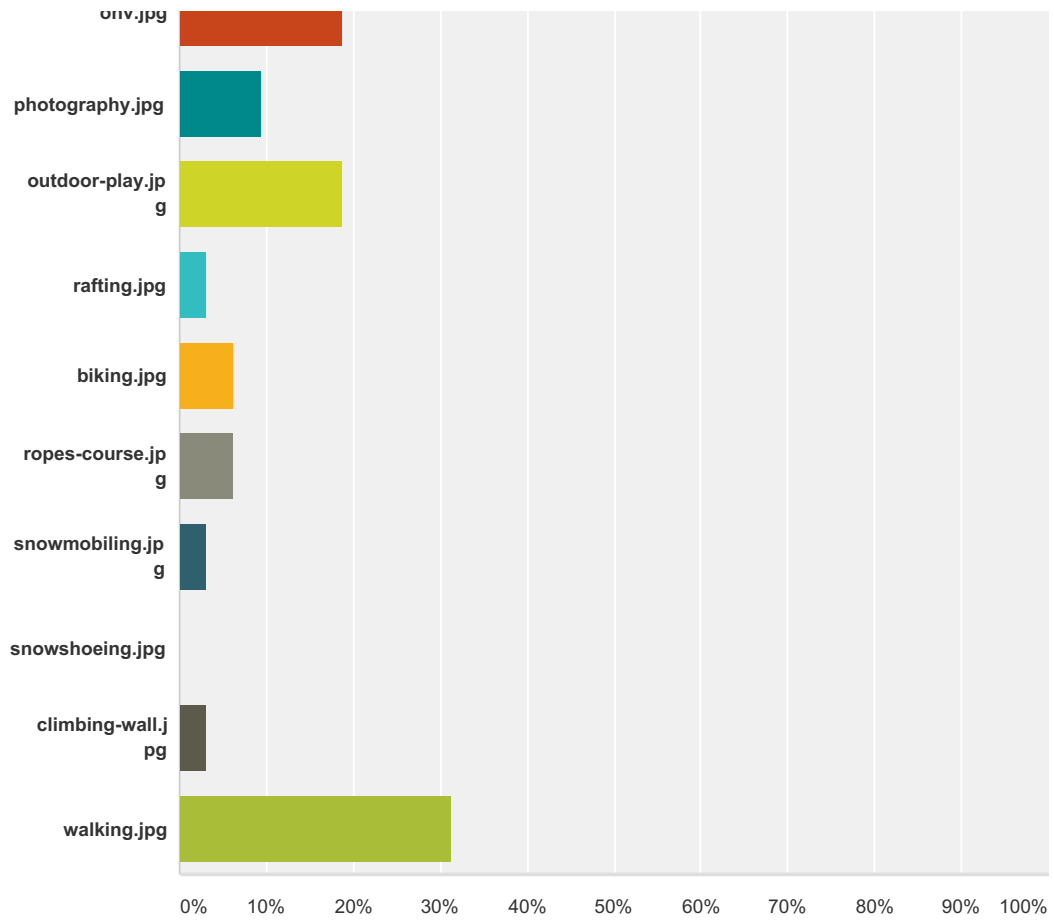
Answer Choices	Responses
	59.38% 19
	18.75% 6
	62.50% 20
	31.25% 10
	28.13% 9
Total Respondents: 32	








Q37 Please choose your 3 most favorite activities from among the following:

Answered: 32 Skipped: 0




















Nature Connection Survey



Answer Choices	Responses
	18.75% 6
	3.13% 1
	6.25% 2
	25.00% 8
	18.75% 6
	3.13% 1
	3.13% 1

Nature Connection Survey

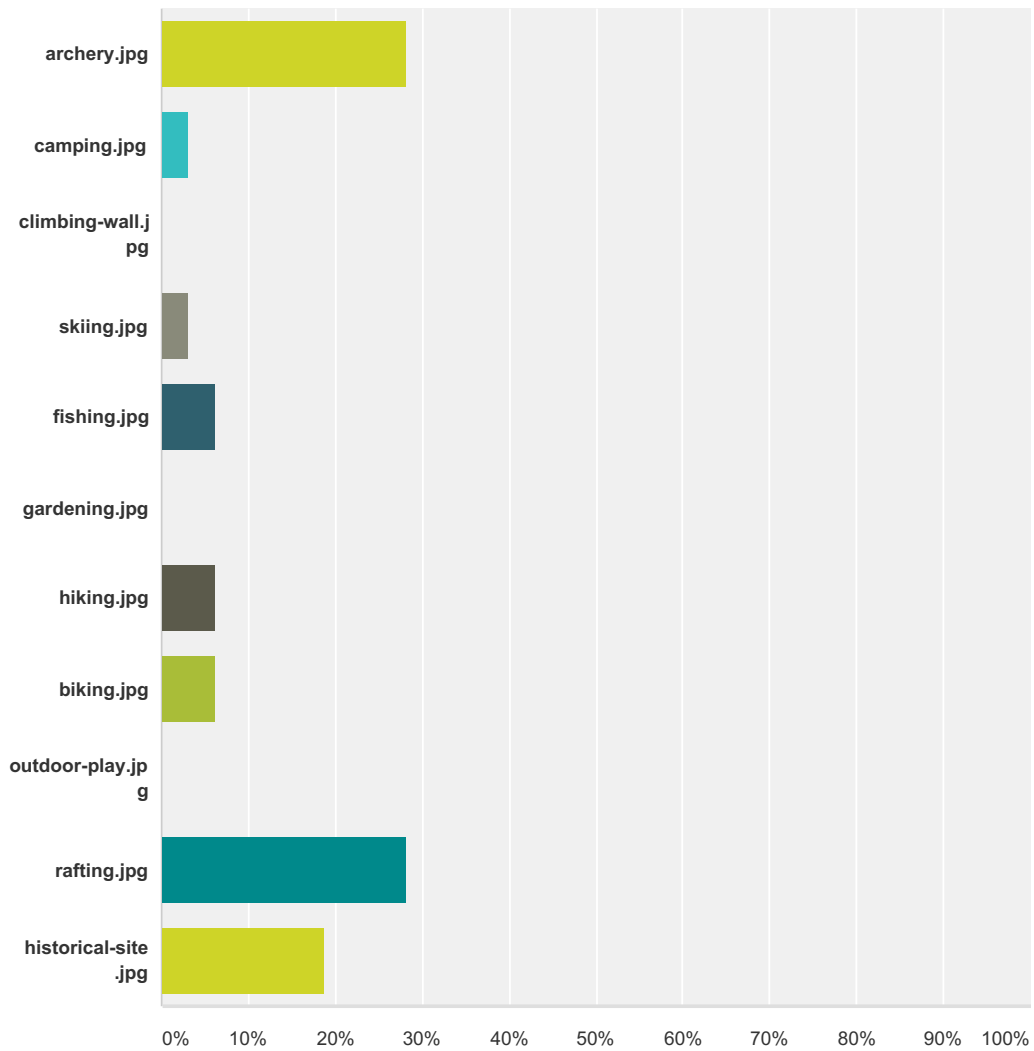
	9.38%	3
	15.63%	5
	34.38%	11
	6.25%	2
	15.63%	5
	15.63%	5
	0.00%	0
	15.63%	5
	0.00%	0
	9.38%	3
	0.00%	0
	18.75%	6
	9.38%	3
	18.75%	6
	3.13%	1
	6.25%	2
	6.25%	2





Nature Connection Survey

	3.13%	1
	0.00%	0
	3.13%	1
	31.25%	10
Total Respondents: 32		








Q38 Which new activity would you personally most like to try?

Answered: 32 Skipped: 0



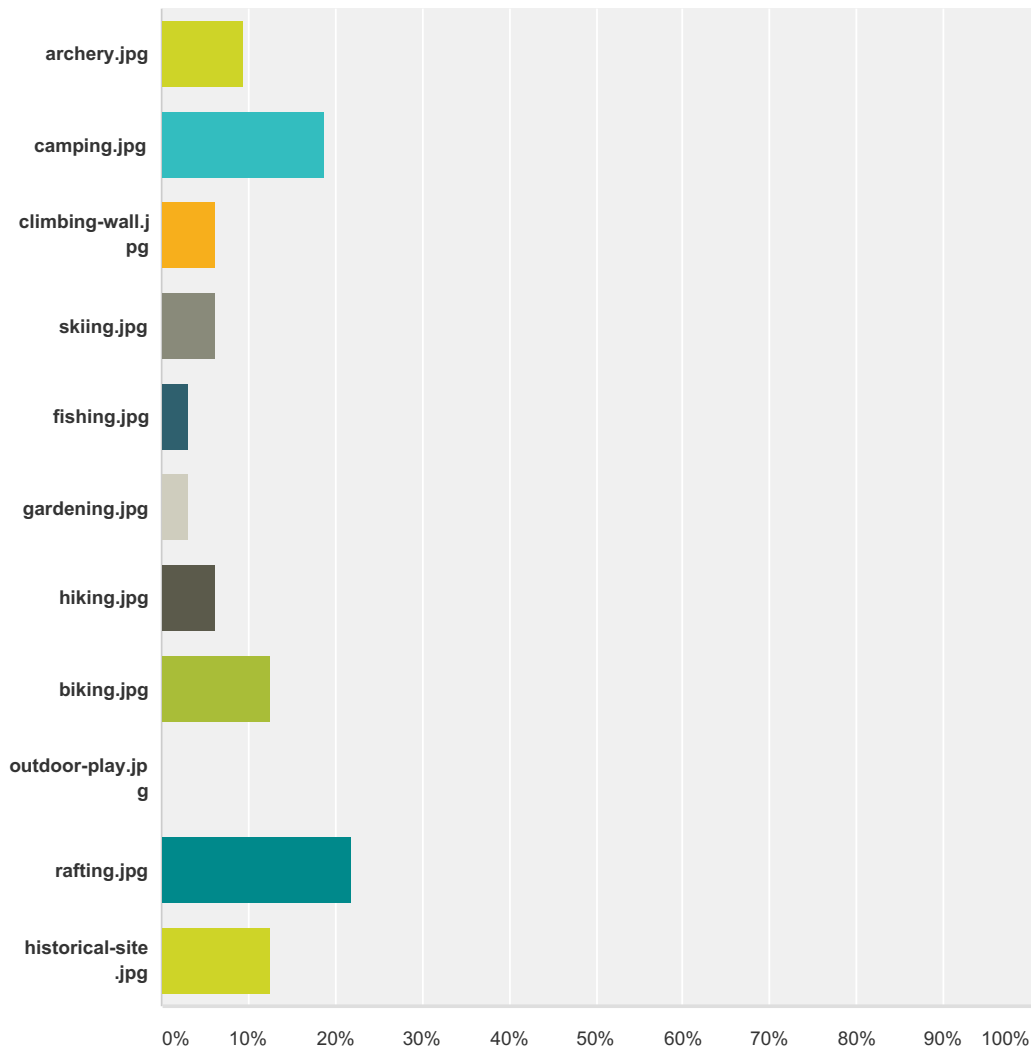
Answer Choices	Responses
	28.13% 9
	3.13% 1
	0.00% 0
	3.13% 1





Nature Connection Survey

	6.25%	2
	0.00%	0
	6.25%	2
	6.25%	2
	0.00%	0
	28.13%	9
	18.75%	6
Total		32








Q39 Which new activity would you like to try with your family?

Answered: 32 Skipped: 0



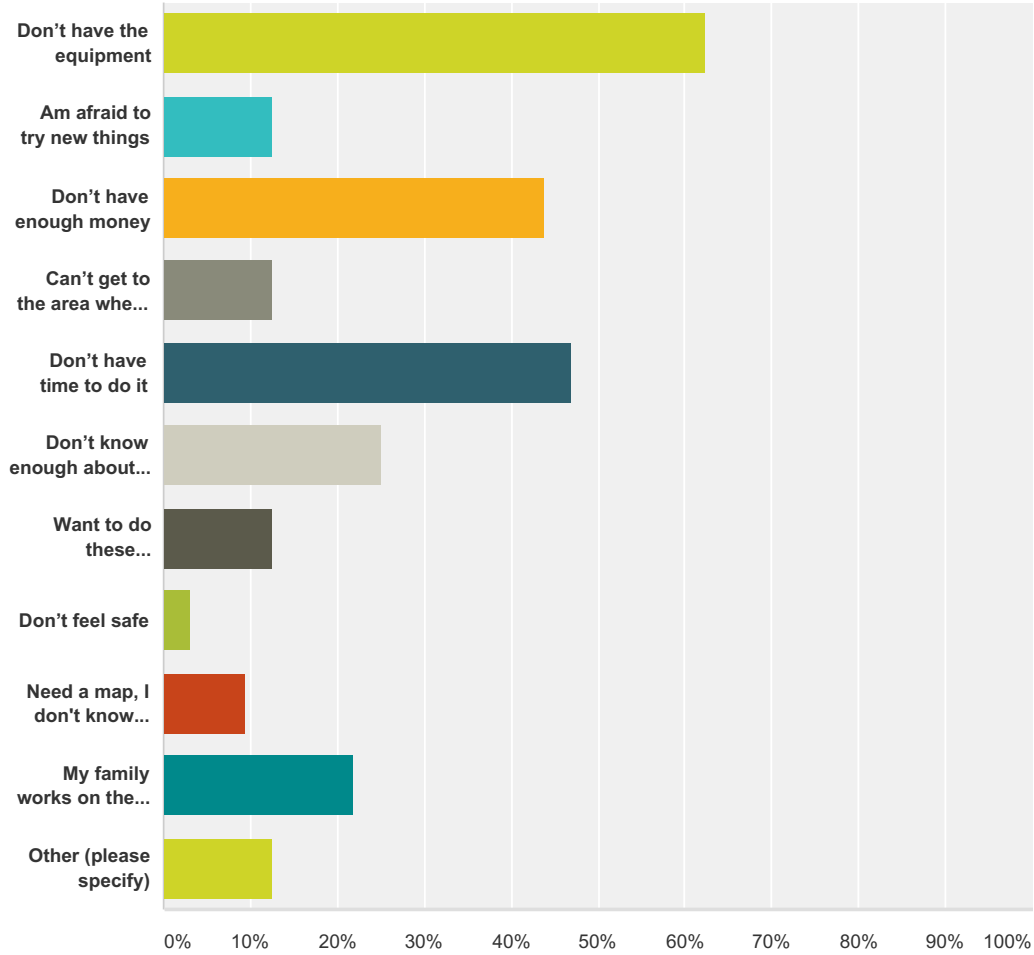
Answer Choices	Responses
	9.38% 3
	18.75% 6
	6.25% 2
	6.25% 2

Nature Connection Survey

	3.13%	1
	3.13%	1
	6.25%	2
	12.50%	4
	0.00%	0
	21.88%	7
	12.50%	4
Total		32

**Q40 What obstacles keep you (and your family) from trying new activities outdoors?
Please choose your top 3:**

Answered: 32 Skipped: 0



Answer Choices	Responses
Don't have the equipment	62.50% 20
Am afraid to try new things	12.50% 4
Don't have enough money	43.75% 14
Can't get to the area where I can do the activity (transportation is a problem)	12.50% 4
Don't have time to do it	46.88% 15
Don't know enough about the activity	25.00% 8
Want to do these activities with my friends, not by myself	12.50% 4
Don't feel safe	3.13% 1
Need a map, I don't know where to go	9.38% 3
My family works on the weekends	21.88% 7

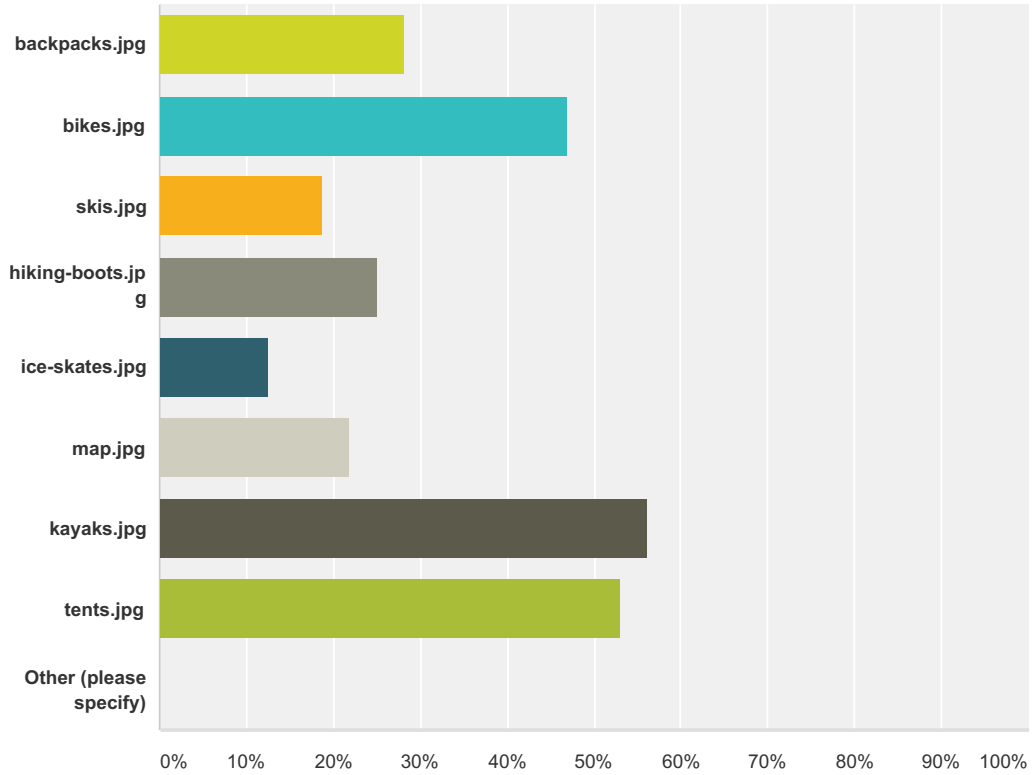
Nature Connection Survey







Other (please specify)	12.50%	4
Total Respondents: 32		

#	Other (please specify)	Date
1	I don't care	3/9/2016 9:22 AM
2	important things to do on the weekends sometimes	3/8/2016 12:32 PM
3	my family sometimes work in the weekends all night so they need to sleep so that they arnt tired at night	3/8/2016 8:26 AM
4	We are busy with other things on the weekends.	2/9/2016 10:25 AM

Q41 If this equipment were available to my family and friends, I would get outside more often... (please choose your top 3):

Answered: 32 Skipped: 0



Answer Choices	Responses
	28.13% 9
	46.88% 15
	18.75% 6
	25.00% 8
	12.50% 4
	21.88% 7

Nature Connection Survey

	56.25%	18
	53.13%	17
Other (please specify)	0.00%	0
Total Respondents: 32		

#	Other (please specify)	Date
	There are no responses.	

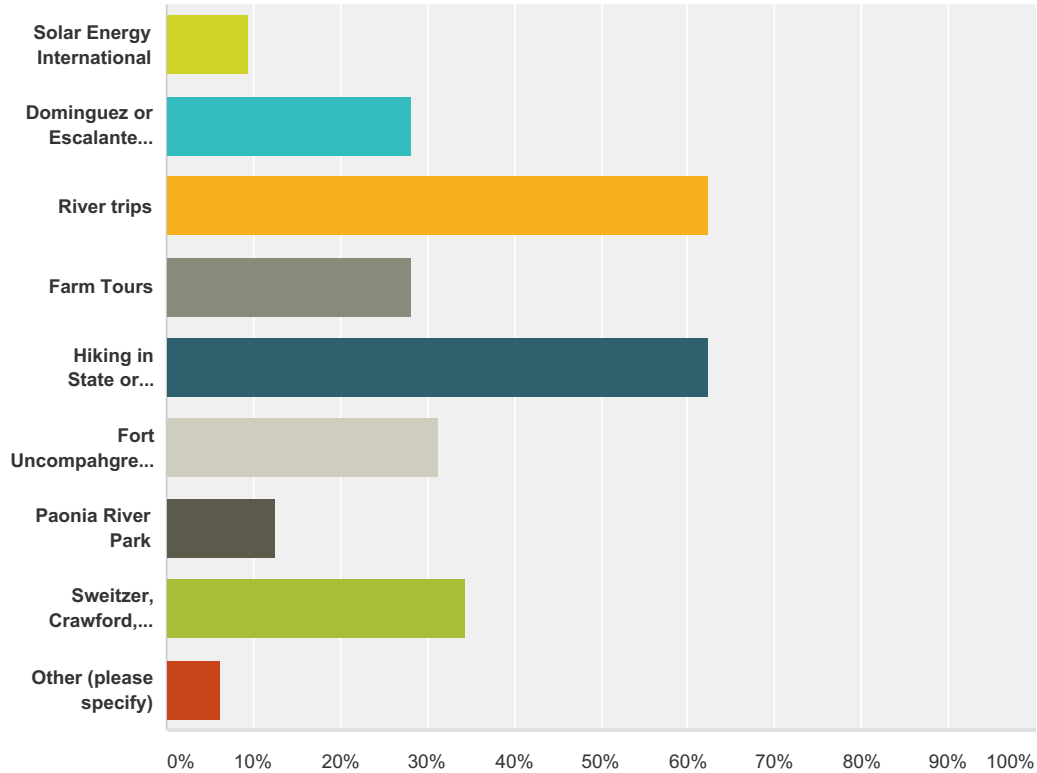
Q42 Is there any other equipment not mentioned above that you would like access to?

Answered: 2 Skipped: 30

#	Responses	Date
1	Cars	3/2/2016 8:27 AM
2	Soccer goals outside, volleyball nets.	2/9/2016 10:26 AM

Q43 What school field trips would you like to participate in more often? (Please choose your top 3):

Answered: 32 Skipped: 0

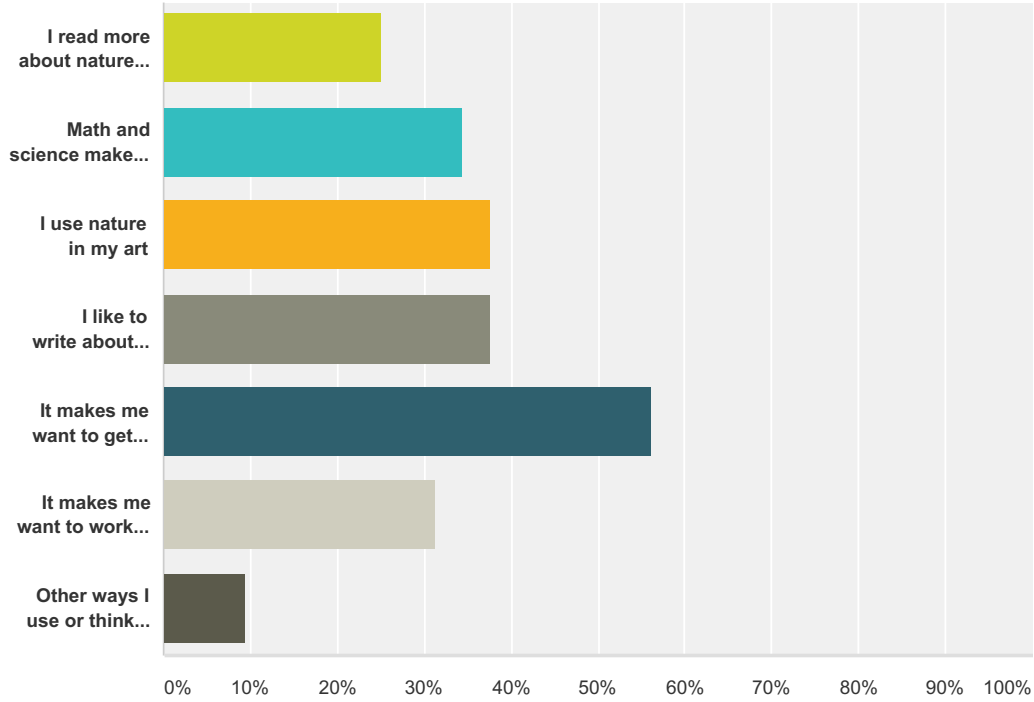


Answer Choices	Responses
Solar Energy International	9.38% 3
Dominguez or Escalante Canyon	28.13% 9
River trips	62.50% 20
Farm Tours	28.13% 9
Hiking in State or National Public Lands (like Gunnison Gorge, Grand Mesa, Uncompahgre Plateau, or the West Elks)	62.50% 20
Fort Uncompahgre Living History Museum	31.25% 10
Paonia River Park	12.50% 4
Sweitzer, Crawford, Confluence, or other lake	34.38% 11
Other (please specify)	6.25% 2
Total Respondents: 32	

#	Other (please specify)	Date
1	snow boarding	3/8/2016 12:04 PM
2	Paris, Italy	3/2/2016 8:28 AM

Q44 How have your school field trips connected to your life? (Please choose your top 3):

Answered: 32 Skipped: 0



Answer Choices	Responses
I read more about nature at home or school	25.00% 8
Math and science make more sense when I see how to use them	34.38% 11
I use nature in my art	37.50% 12
I like to write about what I see, hear and experience outdoors	37.50% 12
It makes me want to get outdoors more	56.25% 18
It makes me want to work in an outdoor related field when I grow up	31.25% 10
Other ways I use or think about my school field trips:	9.38% 3
Total Respondents: 32	

#	Other ways I use or think about my school field trips:	Date
1	Take notes	3/9/2016 9:23 AM
2	mmmm	3/9/2016 8:52 AM
3	We have not been on a field trip yet:-(3/2/2016 8:28 AM

Nature Connection Survey

Q45 Thank you for taking the survey. If you have any other comments you would like to share please provide them here:

Answered: 4 Skipped: 28

#	Responses	Date
1	I think this would be a very good thing for the county, and make things fun	3/9/2016 9:24 AM
2	I think that hiking field trips should take place in school more often!	3/8/2016 12:45 PM
3	This took forever:-0	3/2/2016 8:28 AM
4	More with sports such as volley ball and soccer.	2/9/2016 10:29 AM