

### Q1 Choose your survey language:

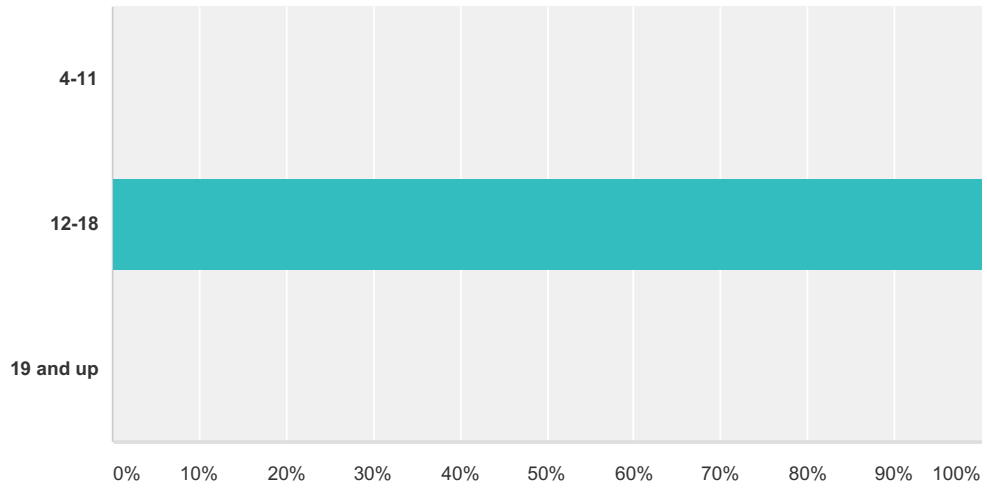
Answered: 11 Skipped: 0



Answer Choices	Responses
English	100.00% 11
Espanol	0.00% 0
<b>Total</b>	<b>11</b>

## Q2 Please choose your age range:

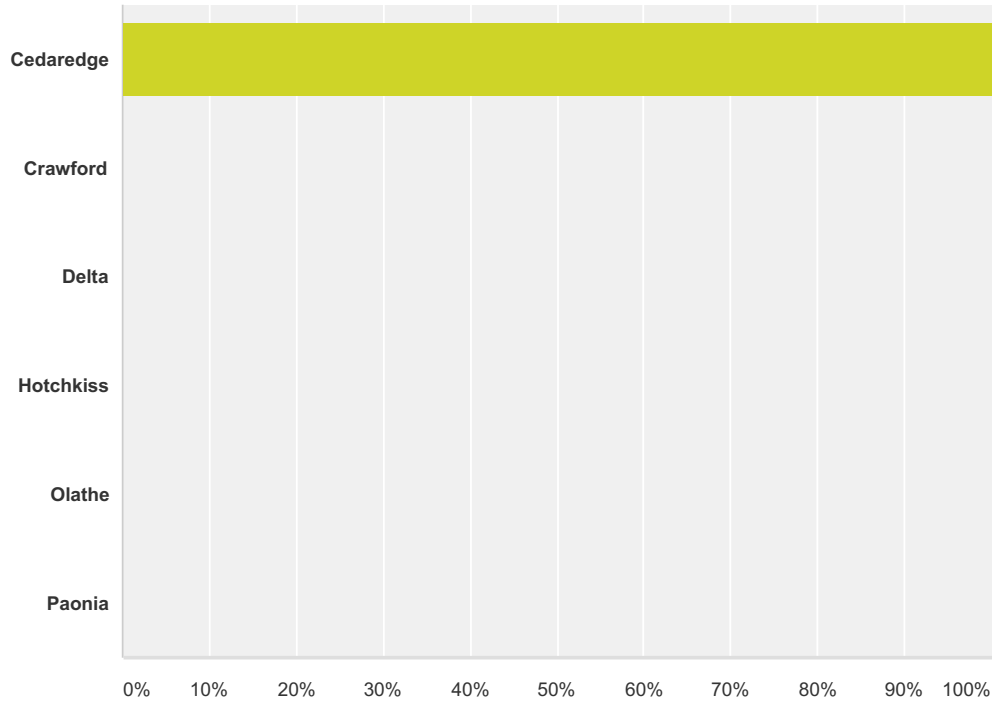
Answered: 11 Skipped: 0



Answer Choices	Responses
4-11	0.00% 0
12-18	100.00% 11
19 and up	0.00% 0
<b>Total</b>	<b>11</b>

### Q31 Which town do you live closest to?

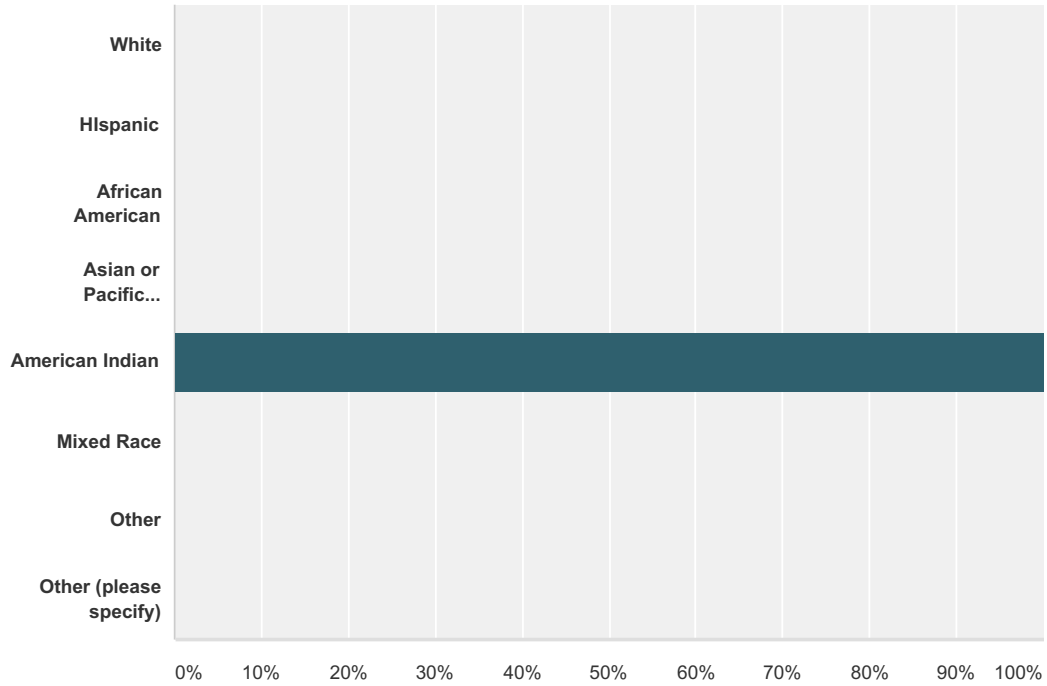
Answered: 11 Skipped: 0



Answer Choices	Responses	
Cedaredge	100.00%	11
Crawford	0.00%	0
Delta	0.00%	0
Hotchkiss	0.00%	0
Olathe	0.00%	0
Paonia	0.00%	0
<b>Total</b>		<b>11</b>

### Q32 What is your ethnicity?

Answered: 11 Skipped: 0

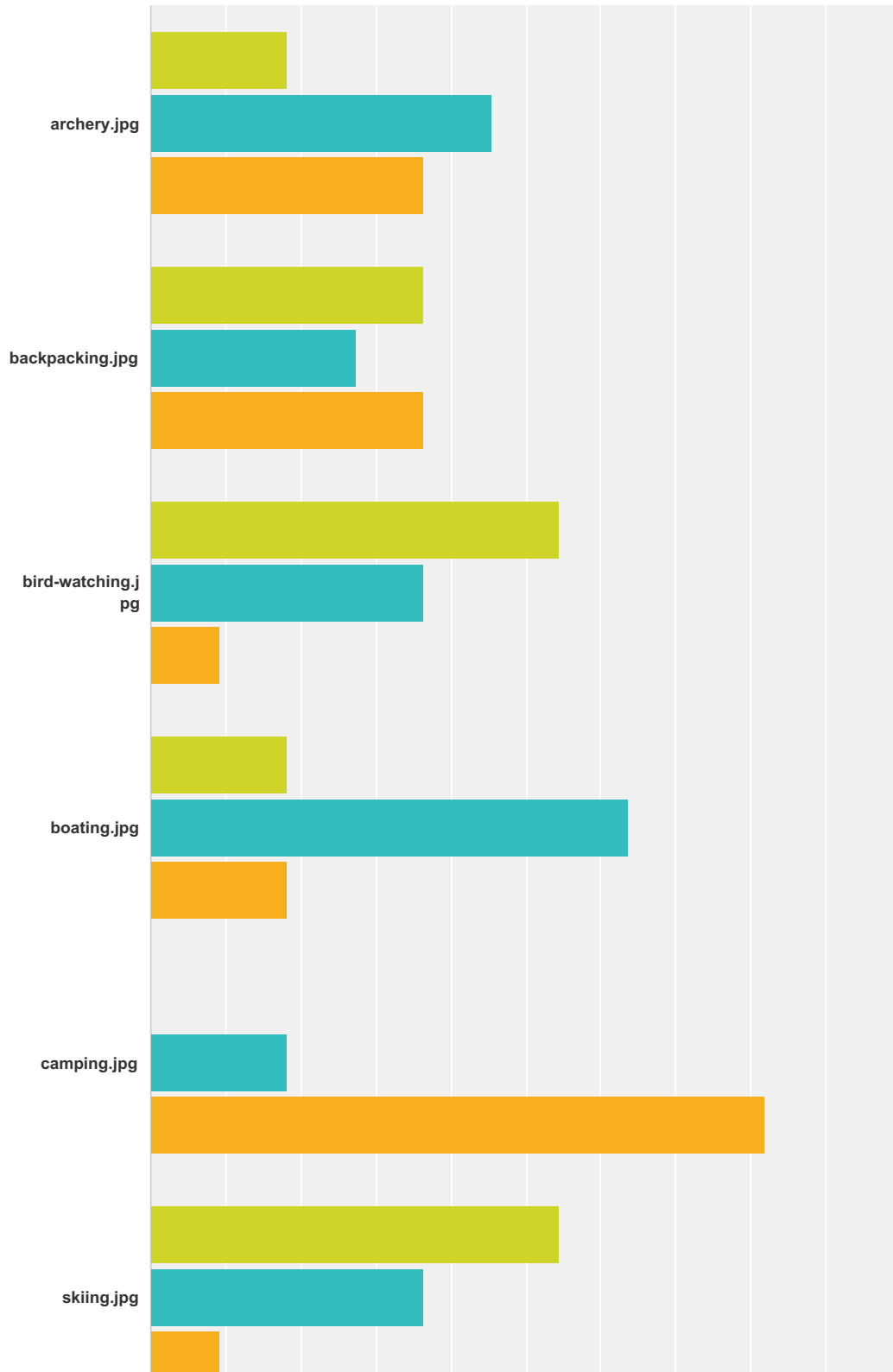


Answer Choices	Responses
White	0.00% 0
Hispanic	0.00% 0
African American	0.00% 0
Asian or Pacific Islander	0.00% 0
American Indian	100.00% 11
Mixed Race	0.00% 0
Other	0.00% 0
Other (please specify)	0.00% 0
<b>Total</b>	<b>11</b>

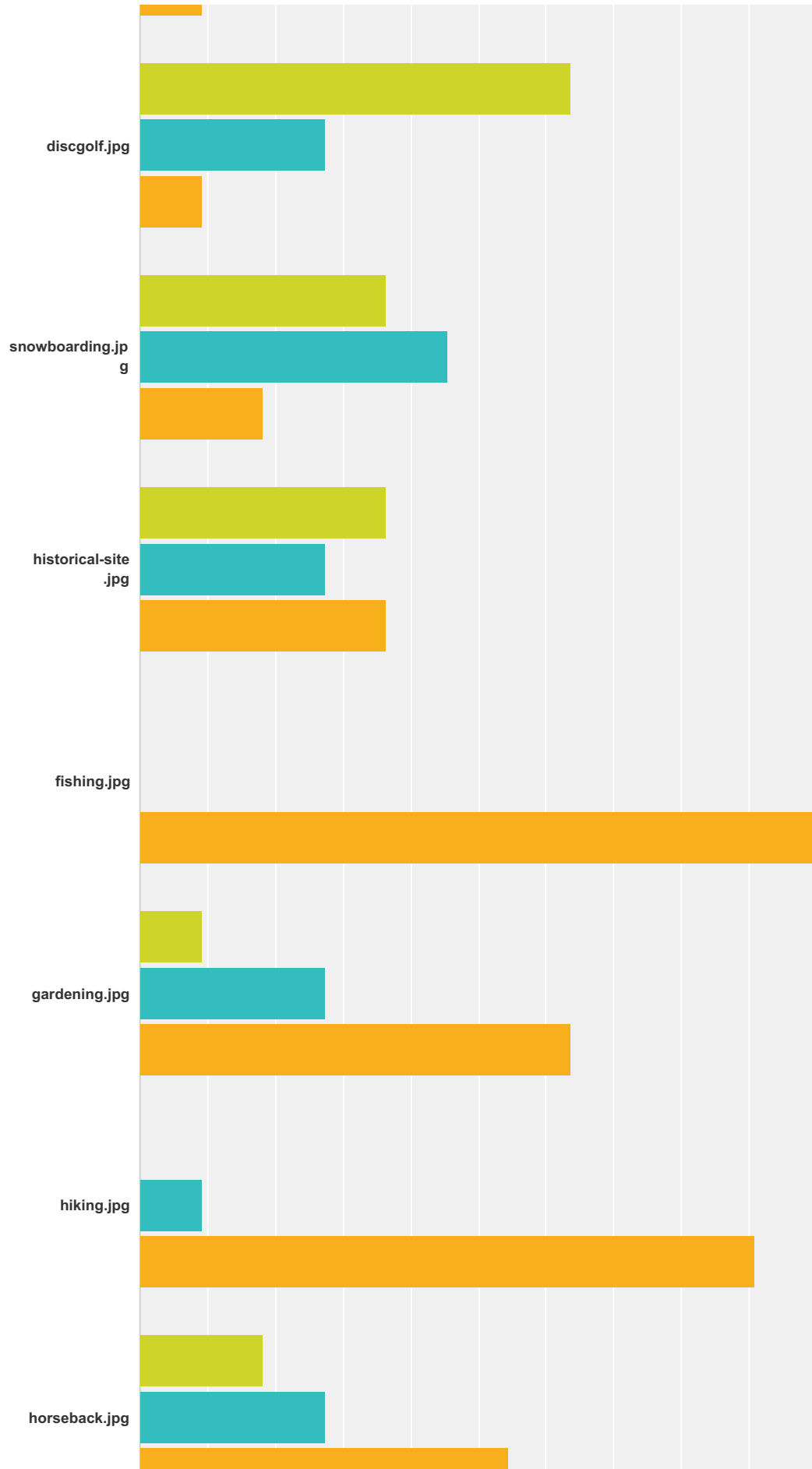
#	Other (please specify)	Date
	There are no responses.	

**Q33 Below is a list of activities available to kids and families in Western Colorado. Please indicate your level of participation in that activity:**

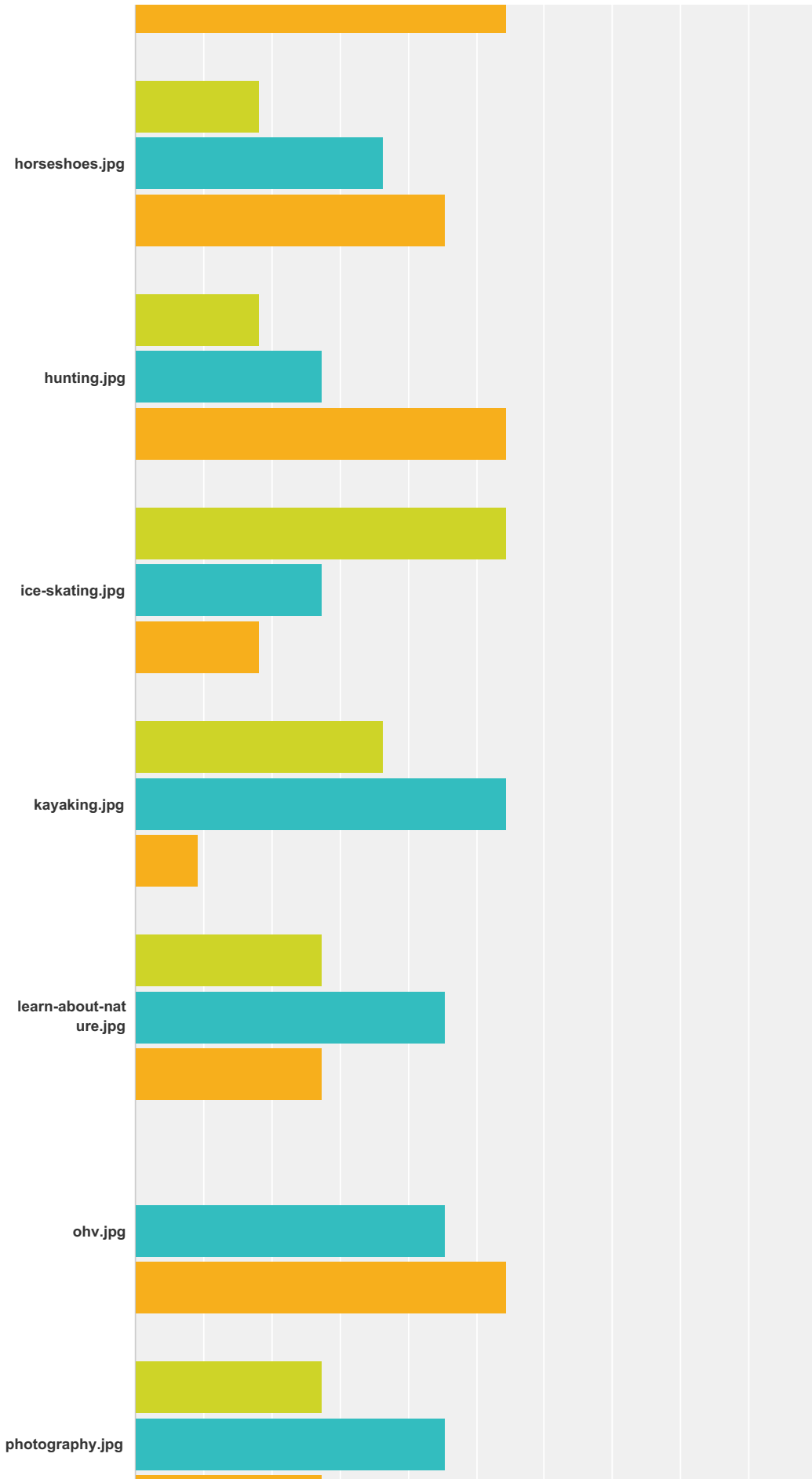
Answered: 11 Skipped: 0



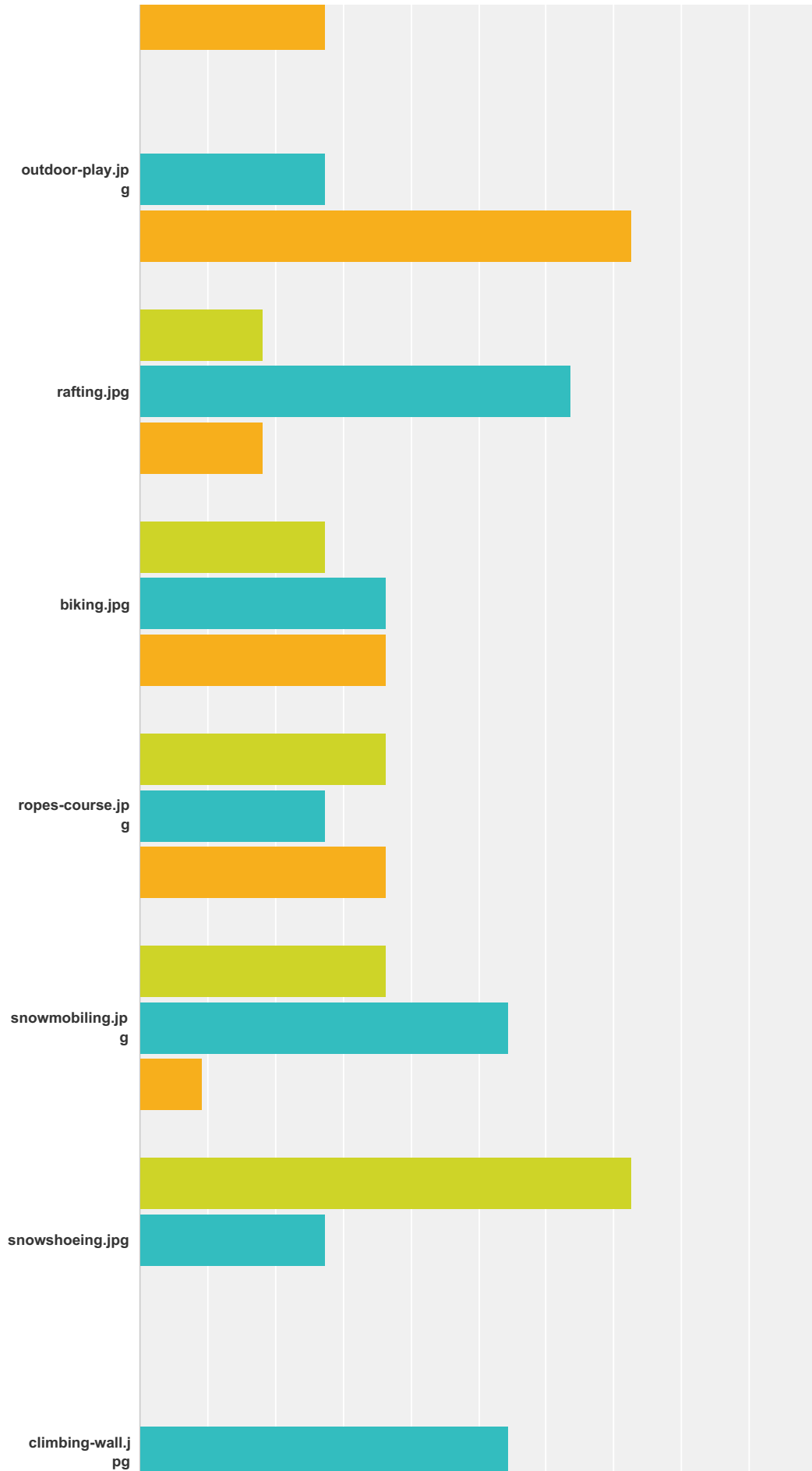
# Nature Connection Survey



# Nature Connection Survey

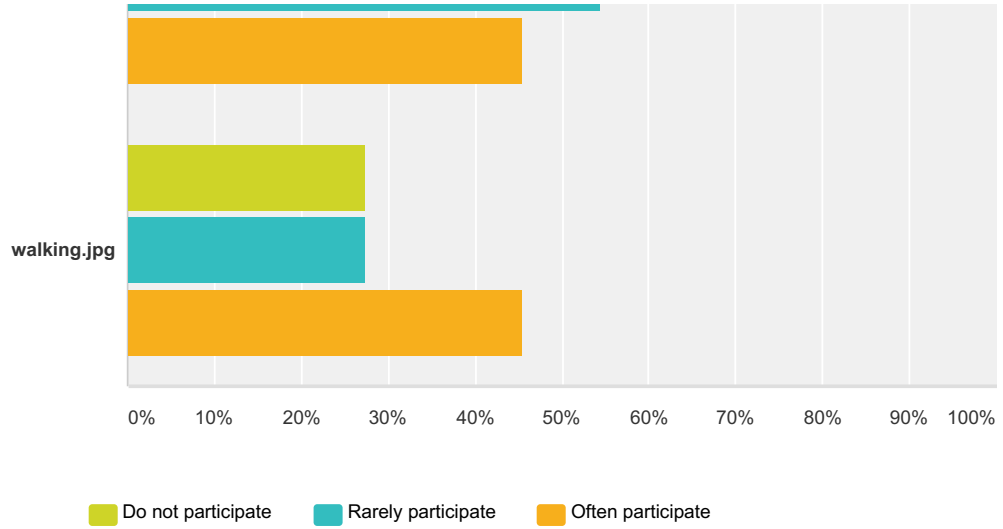










# Nature Connection Survey

















# Nature Connection Survey










	Do not participate	Rarely participate	Often participate	Total
	18.18% 2	45.45% 5	36.36% 4	11
	36.36% 4	27.27% 3	36.36% 4	11
	54.55% 6	36.36% 4	9.09% 1	11
	18.18% 2	63.64% 7	18.18% 2	11
	0.00% 0	18.18% 2	81.82% 9	11
	54.55% 6	36.36% 4	9.09% 1	11
	63.64% 7	27.27% 3	9.09% 1	11
	36.36% 4	45.45% 5	18.18% 2	11

## Nature Connection Survey

		<b>36.36%</b> 4	<b>27.27%</b> 3	<b>36.36%</b> 4	11
		<b>0.00%</b> 0	<b>0.00%</b> 0	<b>100.00%</b> 11	11
		<b>9.09%</b> 1	<b>27.27%</b> 3	<b>63.64%</b> 7	11
		<b>0.00%</b> 0	<b>9.09%</b> 1	<b>90.91%</b> 10	11
		<b>18.18%</b> 2	<b>27.27%</b> 3	<b>54.55%</b> 6	11
		<b>18.18%</b> 2	<b>36.36%</b> 4	<b>45.45%</b> 5	11
		<b>18.18%</b> 2	<b>27.27%</b> 3	<b>54.55%</b> 6	11
		<b>54.55%</b> 6	<b>27.27%</b> 3	<b>18.18%</b> 2	11
		<b>36.36%</b> 4	<b>54.55%</b> 6	<b>9.09%</b> 1	11
		<b>27.27%</b> 3	<b>45.45%</b> 5	<b>27.27%</b> 3	11
		<b>0.00%</b> 0	<b>45.45%</b> 5	<b>54.55%</b> 6	11
		<b>27.27%</b> 3	<b>45.45%</b> 5	<b>27.27%</b> 3	11

## Nature Connection Survey

	<b>0.00%</b> 0	<b>27.27%</b> 3	<b>72.73%</b> 8	11
	<b>18.18%</b> 2	<b>63.64%</b> 7	<b>18.18%</b> 2	11
	<b>27.27%</b> 3	<b>36.36%</b> 4	<b>36.36%</b> 4	11
	<b>36.36%</b> 4	<b>27.27%</b> 3	<b>36.36%</b> 4	11
	<b>36.36%</b> 4	<b>54.55%</b> 6	<b>9.09%</b> 1	11
	<b>72.73%</b> 8	<b>27.27%</b> 3	<b>0.00%</b> 0	11
	<b>0.00%</b> 0	<b>54.55%</b> 6	<b>45.45%</b> 5	11
	<b>27.27%</b> 3	<b>27.27%</b> 3	<b>45.45%</b> 5	11

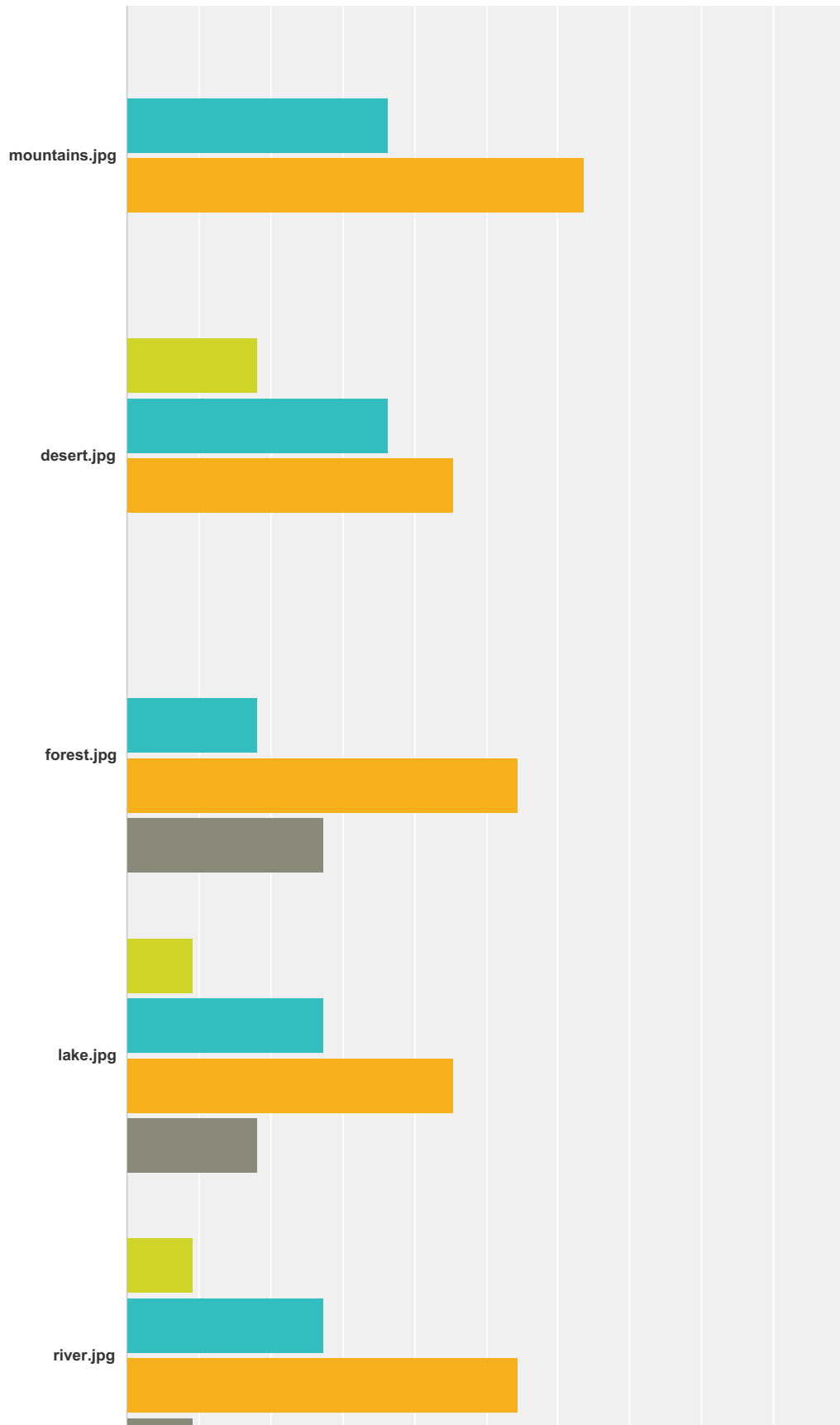
**Q34 Are there any outdoor activities not listed above that you presently participate in?**

Answered: 7 Skipped: 4

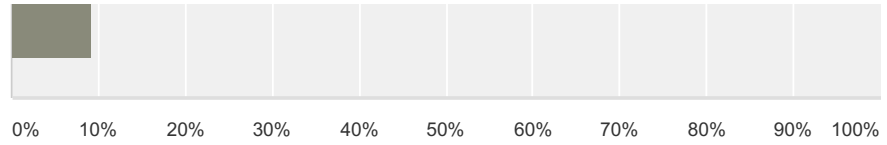
#	Responses	Date
1	Shooting and dirt biking	4/2/2016 9:36 AM
2	swimming, four wheeling, dirt biking, volleyball, basketball, gymnastics	3/31/2016 9:28 AM
3	school sports	3/8/2016 12:28 PM
4	no.	3/8/2016 8:14 AM
5	Swimming	2/22/2016 1:08 PM
6	Snow biling	2/5/2016 3:16 PM
7	Sky diving	2/5/2016 3:12 PM

### Q35 How often have you done an activity in:






Answered: 11 Skipped: 0



# Nature Connection Survey

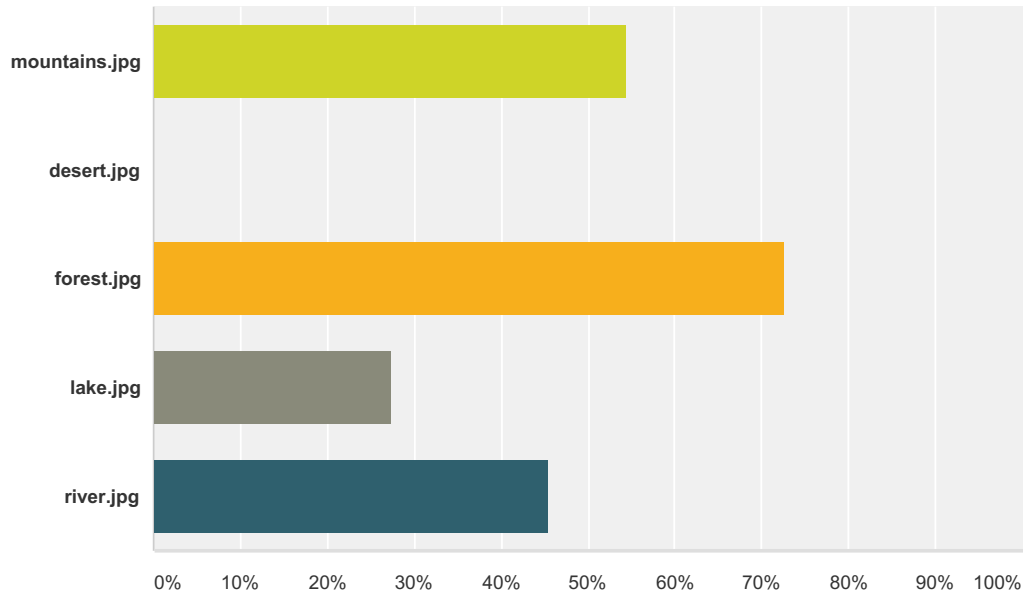







■ Never   
 ■ Rarely   
 ■ Often   
 ■ Only on a school trip

	Never	Rarely	Often	Only on a school trip	Total
	0.00% 0	36.36% 4	63.64% 7	0.00% 0	11
	18.18% 2	36.36% 4	45.45% 5	0.00% 0	11
	0.00% 0	18.18% 2	54.55% 6	27.27% 3	11
	9.09% 1	27.27% 3	45.45% 5	18.18% 2	11
	9.09% 1	27.27% 3	54.55% 6	9.09% 1	11

**Q36 I would like to do more activities in...?  
(please select your top 2 choices)**

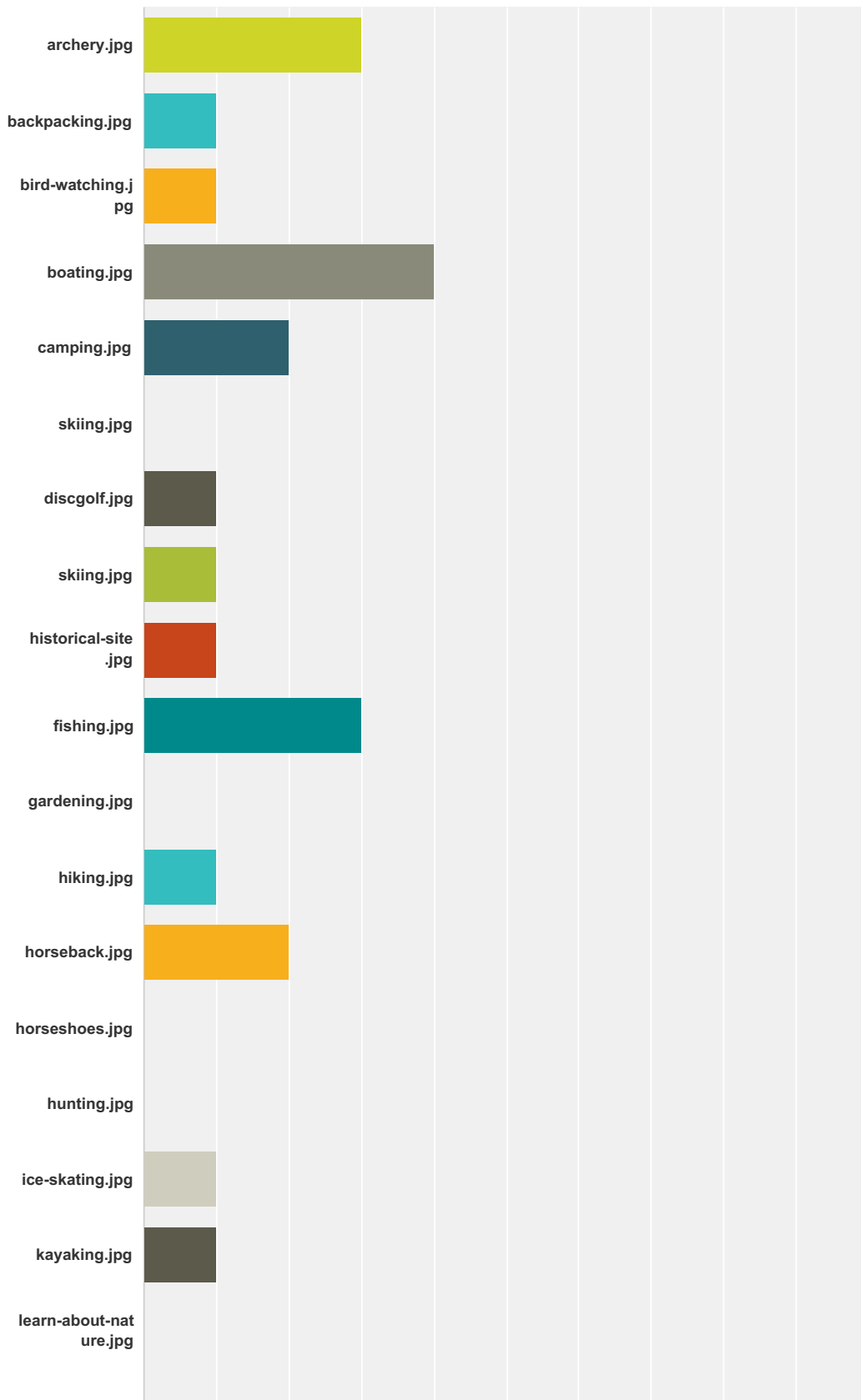
Answered: 11 Skipped: 0



Answer Choices	Responses
	54.55% 6
	0.00% 0
	72.73% 8
	27.27% 3
	45.45% 5
<b>Total Respondents: 11</b>	

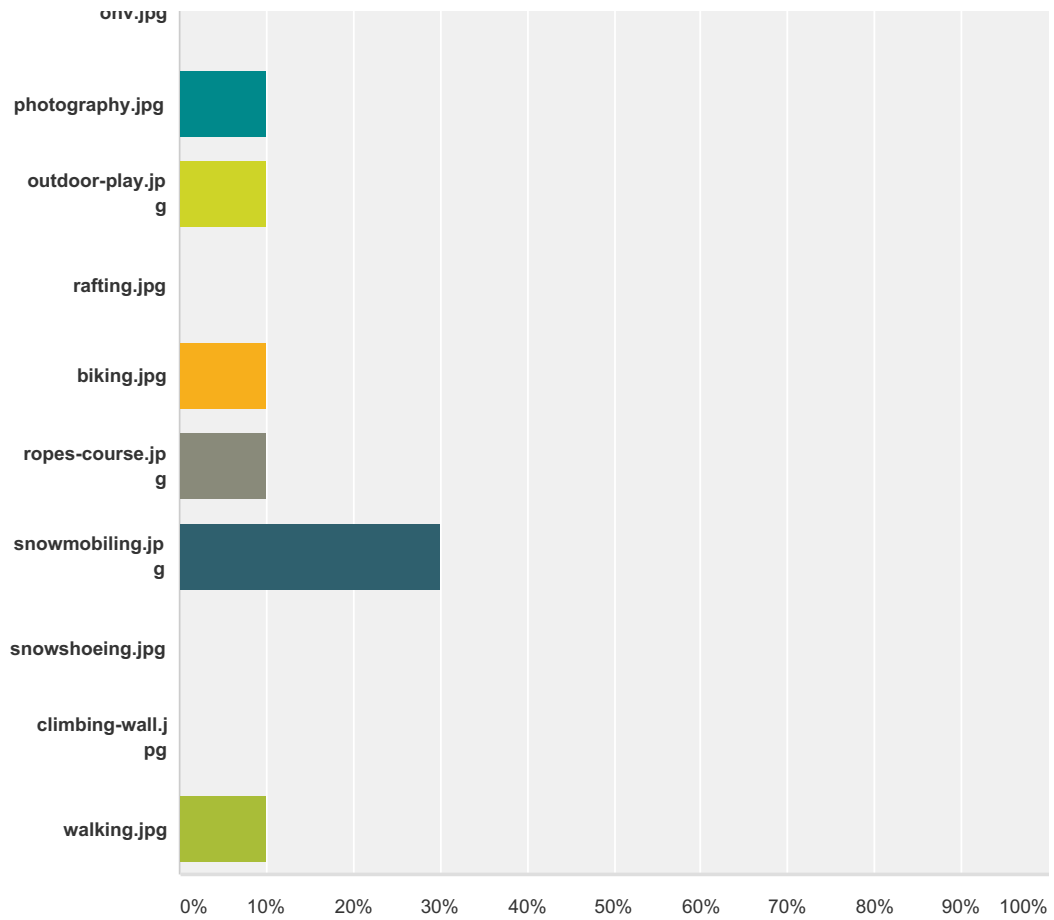
### Q37 Please choose your 3 most favorite activities from among the following:








Answered: 10 Skipped: 1






















# Nature Connection Survey







Answer Choices	Responses
	30.00% 3
	10.00% 1
	10.00% 1
	40.00% 4
	20.00% 2
	0.00% 0
	10.00% 1

# Nature Connection Survey

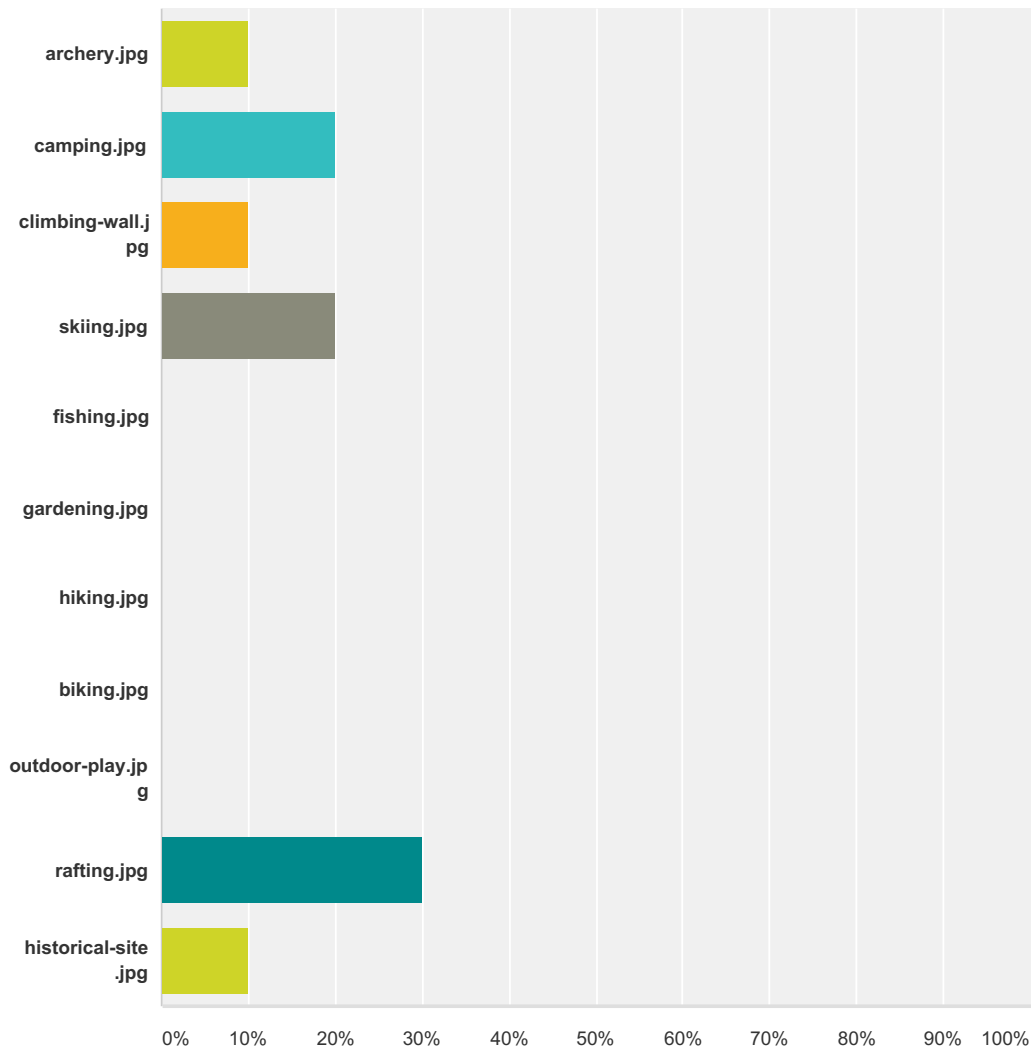
	10.00%	1
	10.00%	1
	30.00%	3
	0.00%	0
	10.00%	1
	20.00%	2
	0.00%	0
	0.00%	0
	10.00%	1
	10.00%	1
	0.00%	0
	0.00%	0
	10.00%	1
	10.00%	1
	0.00%	0
	10.00%	1
	10.00%	1





## Nature Connection Survey

	30.00%	3
	0.00%	0
	0.00%	0
	10.00%	1
<b>Total Respondents: 10</b>		








### Q38 Which new activity would you personally most like to try?

Answered: 10 Skipped: 1



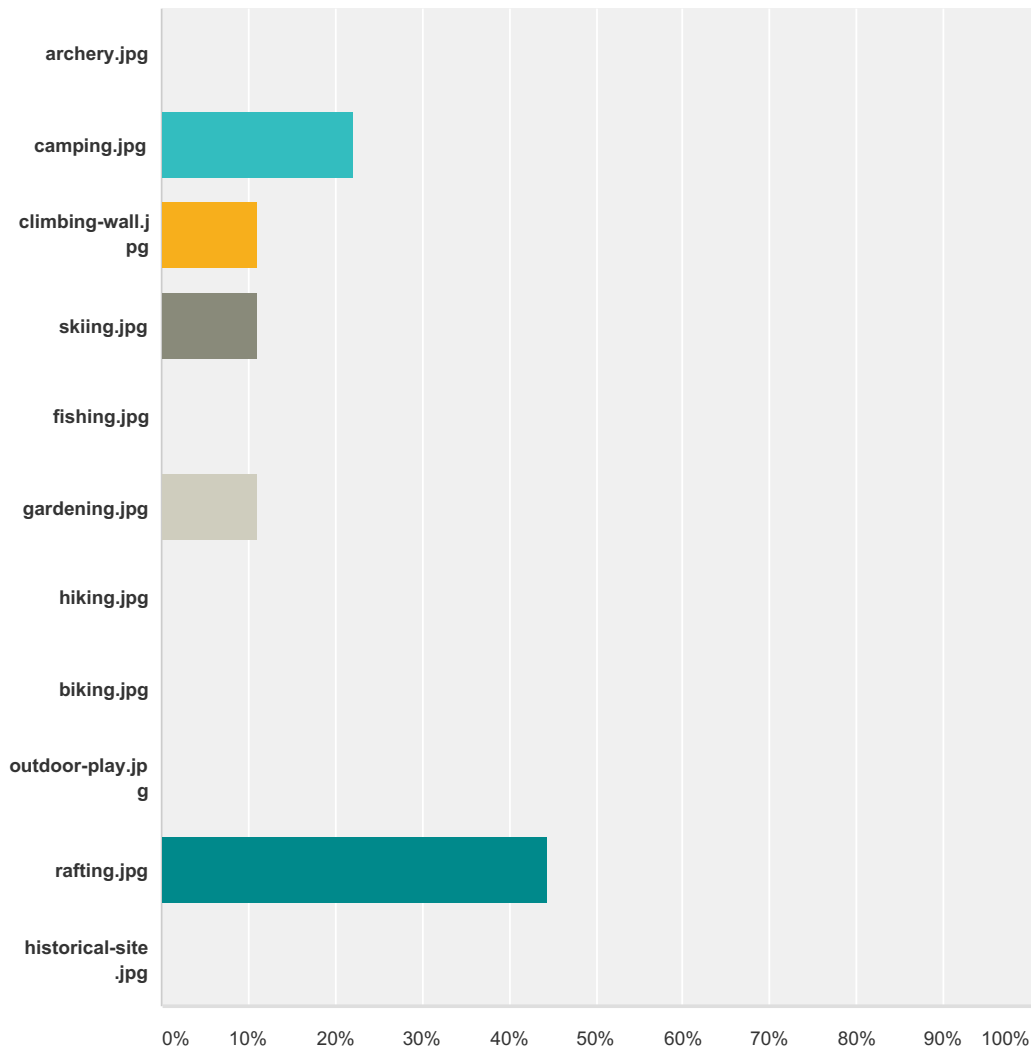
Answer Choices	Responses
	10.00% 1
	20.00% 2
	10.00% 1
	20.00% 2





## Nature Connection Survey

	0.00%	0
	0.00%	0
	0.00%	0
	0.00%	0
	0.00%	0
	30.00%	3
	10.00%	1
<b>Total</b>		<b>10</b>








### Q39 Which new activity would you like to try with your family?

Answered: 9 Skipped: 2



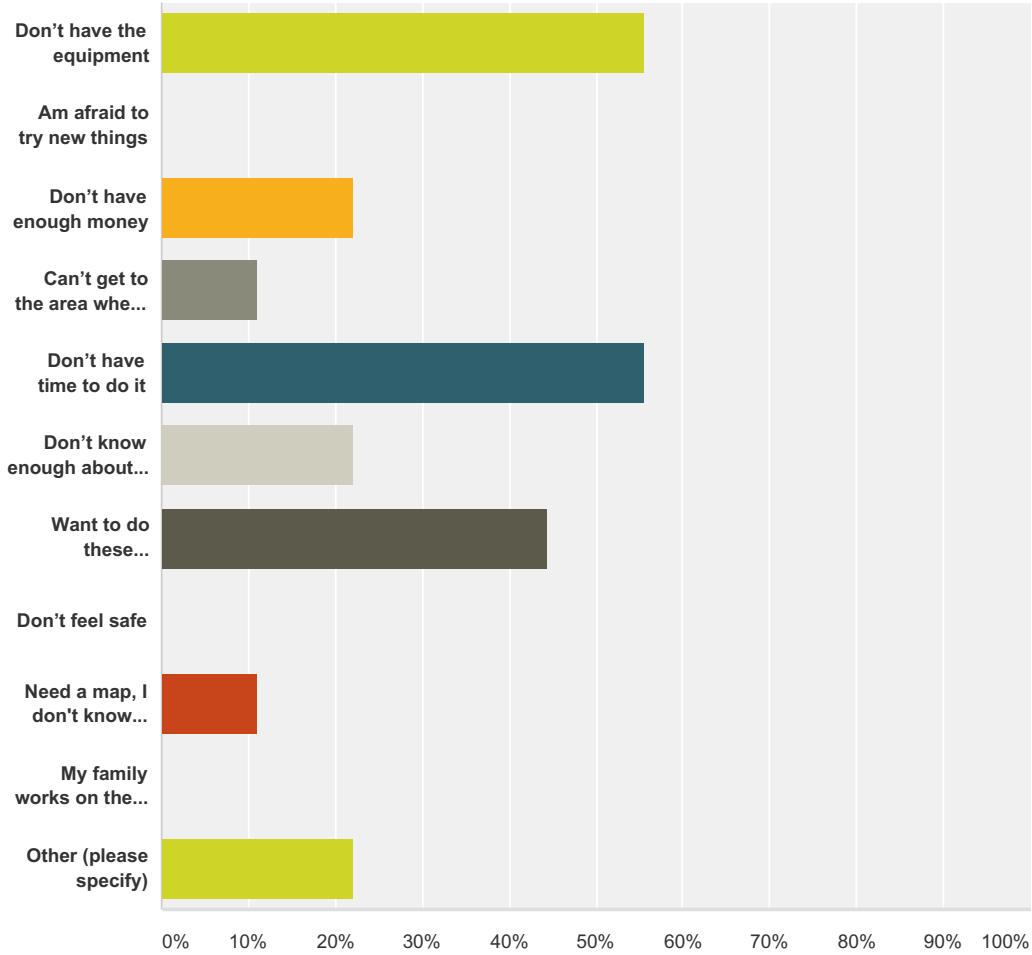
Answer Choices	Responses
	0.00% 0
	22.22% 2
	11.11% 1
	11.11% 1

## Nature Connection Survey

	0.00%	0
	11.11%	1
	0.00%	0
	0.00%	0
	0.00%	0
	44.44%	4
	0.00%	0
<b>Total</b>		<b>9</b>

**Q40 What obstacles keep you (and your family) from trying new activities outdoors?  
Please choose your top 3:**

Answered: 9 Skipped: 2



Answer Choices	Responses
Don't have the equipment	55.56% 5
Am afraid to try new things	0.00% 0
Don't have enough money	22.22% 2
Can't get to the area where I can do the activity (transportation is a problem)	11.11% 1
Don't have time to do it	55.56% 5
Don't know enough about the activity	22.22% 2
Want to do these activities with my friends, not by myself	44.44% 4
Don't feel safe	0.00% 0
Need a map, I don't know where to go	11.11% 1
My family works on the weekends	0.00% 0



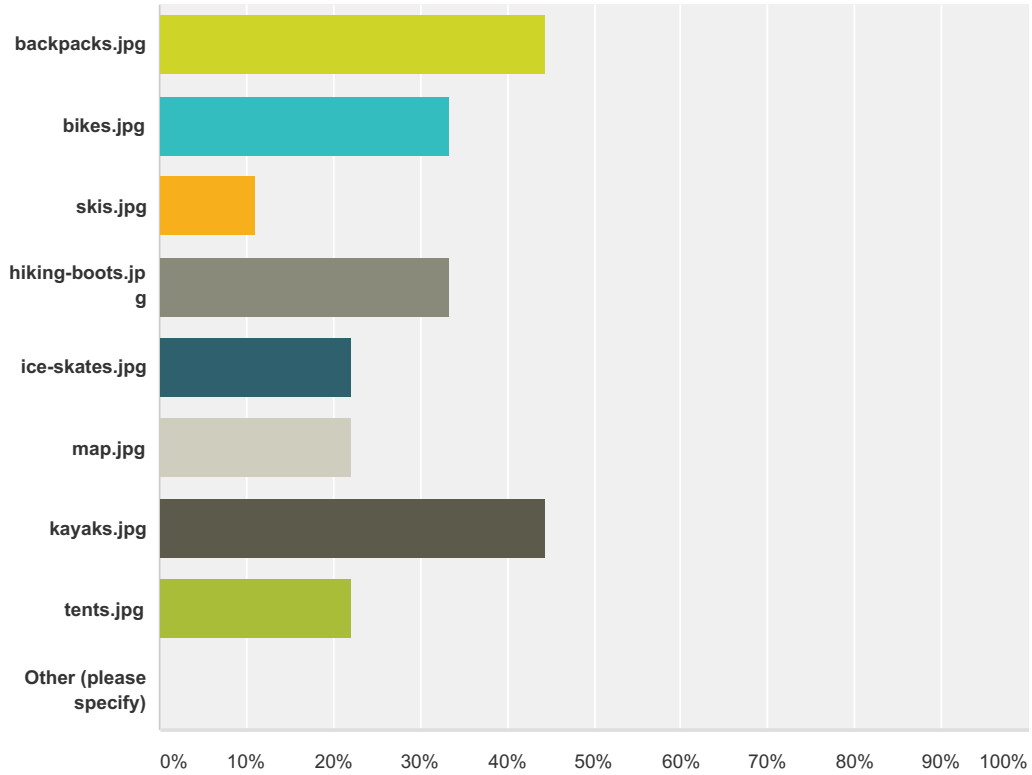
## Nature Connection Survey







Other (please specify)	<b>22.22%</b>	2
<b>Total Respondents: 9</b>		

#	Other (please specify)	Date
1	My Parents are really tired after work and we try to give them time to relax. Since we have school Monday through Friday my parents don't get to see us as much as they used to.	3/31/2016 9:34 AM
2	Don't have a ride to go to places because my parents are always busy	2/22/2016 1:12 PM

**Q41 If this equipment were available to my family and friends, I would get outside more often... (please choose your top 3):**

Answered: 9 Skipped: 2



Answer Choices	Responses
	44.44% 4
	33.33% 3
	11.11% 1
	33.33% 3
	22.22% 2
	22.22% 2

## Nature Connection Survey

	<b>44.44%</b>	4
	<b>22.22%</b>	2
Other (please specify)	<b>0.00%</b>	0
<b>Total Respondents: 9</b>		

#	Other (please specify)	Date
	There are no responses.	

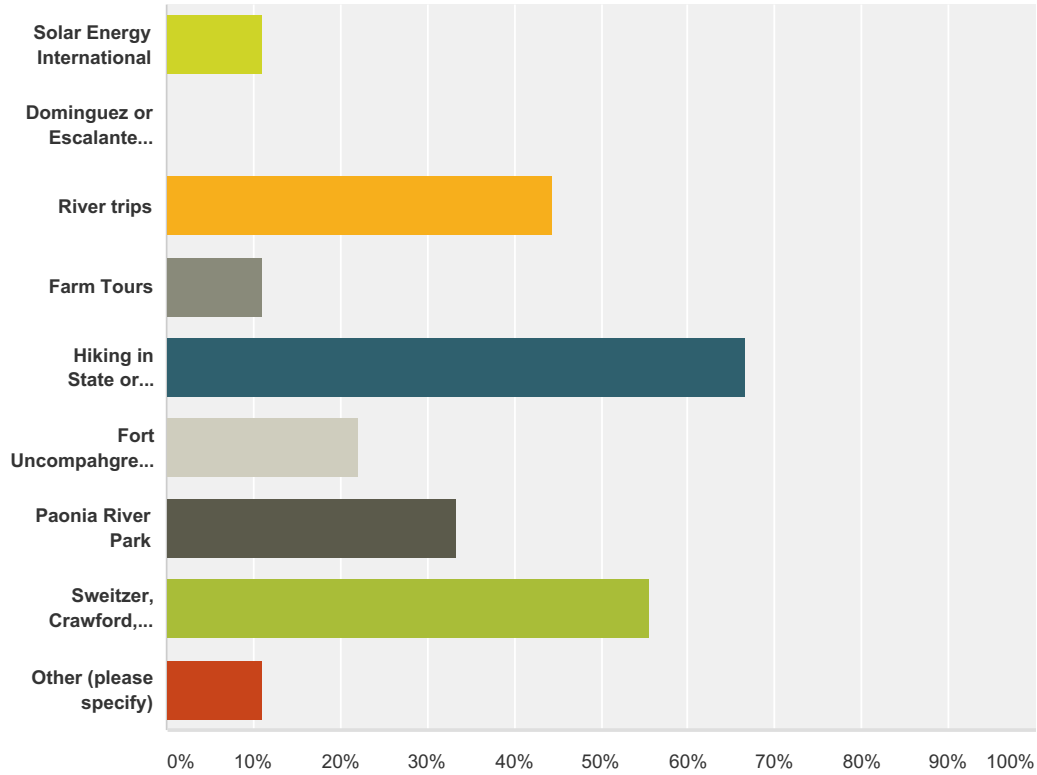
**Q42 Is there any other equipment not mentioned above that you would like access to?**

Answered: 3 Skipped: 8

#	Responses	Date
1	a basketball hoop, volleyball net, and a pool	3/31/2016 9:36 AM
2	Snow boards, skis	2/22/2016 1:13 PM
3	No	2/5/2016 3:19 PM

**Q43 What school field trips would you like to participate in more often? (Please choose your top 3):**

Answered: 9 Skipped: 2

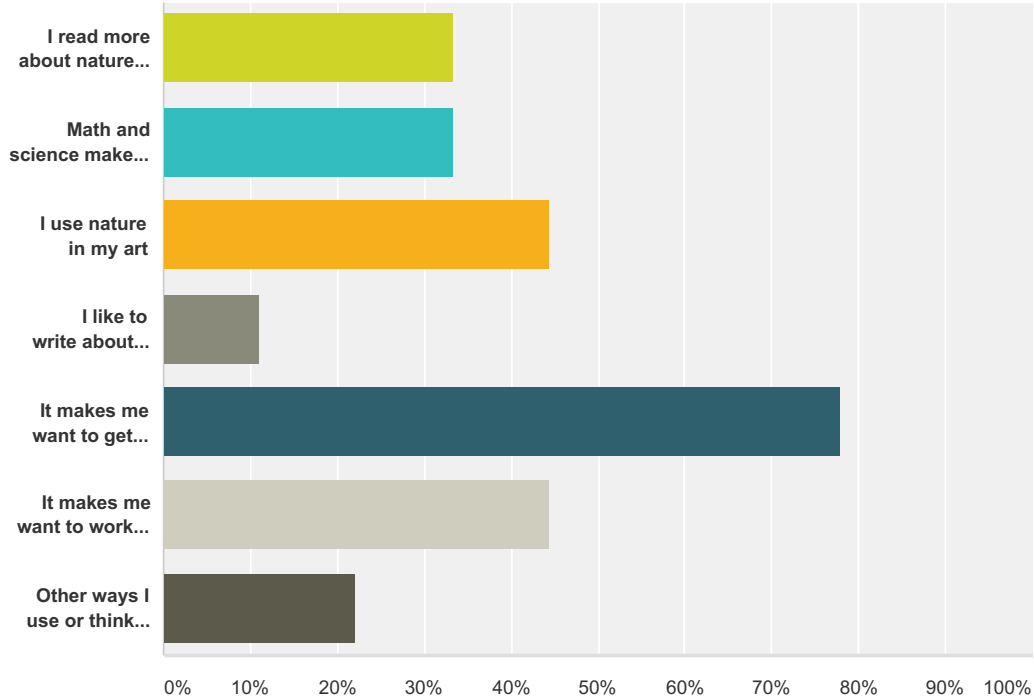


Answer Choices	Responses
Solar Energy International	11.11% 1
Dominguez or Escalante Canyon	0.00% 0
River trips	44.44% 4
Farm Tours	11.11% 1
Hiking in State or National Public Lands (like Gunnison Gorge, Grand Mesa, Uncompahgre Plateau, or the West Elks)	66.67% 6
Fort Uncompahgre Living History Museum	22.22% 2
Paonia River Park	33.33% 3
Sweitzer, Crawford, Confluence, or other lake	55.56% 5
Other (please specify)	11.11% 1
<b>Total Respondents: 9</b>	

#	Other (please specify)	Date
1	swimming trip,	3/31/2016 9:38 AM

### Q44 How have your school field trips connected to your life? (Please choose your top 3):

Answered: 9 Skipped: 2



Answer Choices	Responses
I read more about nature at home or school	33.33% 3
Math and science make more sense when I see how to use them	33.33% 3
I use nature in my art	44.44% 4
I like to write about what I see, hear and experience outdoors	11.11% 1
It makes me want to get outdoors more	77.78% 7
It makes me want to work in an outdoor related field when I grow up	44.44% 4
Other ways I use or think about my school field trips:	22.22% 2
<b>Total Respondents: 9</b>	

#	Other ways I use or think about my school field trips:	Date
1	I learn better when I'm actually doing something rather than listening to a lecture	2/22/2016 1:14 PM
2	Nothing Easley to say	2/5/2016 3:21 PM

**Q45 Thank you for taking the survey. If you have any other comments you would like to share please provide them here:**

Answered: 1 Skipped: 10

#	Responses	Date
1	I have a question. How much money is going to each school.	3/31/2016 9:39 AM